



**Sunshine Coast QLD Professional**  
**Race 7: WIMMERS PREMIUM SOFT DRINKS BENCHMARK 62 Handicap - 1600m**  
**14 February 2025 - 20:39**



Track Rating: Soft 6, Weather: Fine, Rail Position: +7m Entire

Section		Overall	1400m	1200m	1000m	800m	600m	400m	Last 600m				
Field Times		1:38.20 (0:13.71)	1:24.49 (0:11.64)	1:12.85 (0:11.96)	1:00.89 (0:12.15)	0:48.74 (0:12.45)	0:36.29 (0:12.27)	0:24.02 (0:11.57)	0:00.00				
Rank	TAB Horse/Jockey	Barrier	Top Speed [km/h]	Fastest Section									Distance Travelled [m]
1	5 EXPRESS PAYMENT Jake Bayliss	1	63.7	0:11.57	1:38.20 [1] (0:13.71)	1:24.49 [1] (0:11.64)	1:12.85 [1] (0:11.96)	1:00.89 [1] (0:12.15)	0:48.74 [1] (0:12.45)	0:36.29 [1] (0:12.27)	0:24.02 [1] (0:11.57)	0:36.29	
2	4 VALANTINO ROC Dan McGillivray	12	63.2	0:11.63	1:38.38 [2] (0:13.81)	1:24.57 [3] (0:12.03)	1:12.54 [4] (0:11.98)	1:00.56 [4] (0:12.21)	0:48.35 [4] (0:12.23)	0:36.12 [4] (0:12.27)	0:23.85 [4] (0:11.63)	0:36.12	+3
3	8 SHADOW CRUISER Vlad Duric	6	64.0	0:11.53	1:38.46 [3] (0:14.05)	1:24.41 [5] (0:12.17)	1:12.24 [6] (0:12.05)	1:00.19 [6] (0:12.39)	0:47.80 [6] (0:12.17)	0:35.63 [7] (0:12.04)	0:23.59 [7] (0:11.53)	0:35.63	+3
4	10 FERINO Angela Jones	4	63.3	0:11.54	1:38.69 [4] (0:14.26)	1:24.43 [8] (0:12.20)	1:12.23 [8] (0:12.20)	1:00.03 [8] (0:12.35)	0:47.68 [8] (0:11.86)	0:35.82 [8] (0:12.13)	0:23.69 [9] (0:11.54)	0:35.82	+2
5	6 WHISTLING SPIRIT Tiffani Brooker	5	63.0	0:11.72	1:38.75 [5] (0:13.77)	1:24.98 [2] (0:11.72)	1:13.26 [2] (0:11.97)	1:01.29 [2] (0:12.19)	0:49.10 [2] (0:12.43)	0:36.67 [2] (0:12.26)	0:24.41 [2] (0:11.76)	0:36.67	+1
6	3 SOCK'EMSID Heidi Gillie	2	64.1	0:11.71	1:38.91 [6] (0:13.91)	1:25.00 [4] (0:11.71)	1:13.29 [3] (0:12.03)	1:01.26 [3] (0:12.27)	0:48.99 [3] (0:12.28)	0:36.71 [3] (0:12.16)	0:24.55 [3] (0:11.86)	0:36.71	-11
7	13 PENDING Jace McMurray	10	63.9	0:11.51	1:39.02 [7] (0:14.78)	1:24.24 [10] (0:12.06)	1:12.18 [11] (0:12.29)	0:59.89 [12] (0:12.32)	0:47.57 [12] (0:11.89)	0:35.68 [11] (0:11.95)	0:23.73 [11] (0:11.51)	0:35.68	+3
8	7 MIDNIGHT DRIFTER Michael Rodd	9	Data was not able to be tracked for this horse		----	----	----	----	----	----	----	----	----
9	11 CHANCE WITH WOLVES Madeleine Wishart	13	63.9	0:11.79	1:39.14 [9] (0:14.49)	1:24.65 [9] (0:12.16)	1:12.49 [9] (0:12.25)	1:00.24 [9] (0:12.23)	0:48.01 [9] (0:11.80)	0:36.21 [9] (0:12.01)	0:24.20 [8] (0:11.79)	0:36.21	+4
10	1 CENTRAL PARK James Orman	7	63.7	0:11.76	1:39.69 [10] (0:14.23)	1:25.46 [7] (0:12.05)	1:13.41 [7] (0:12.17)	1:01.24 [7] (0:12.43)	0:48.81 [7] (0:11.93)	0:36.88 [6] (0:11.91)	0:24.97 [6] (0:11.76)	0:36.88	+5

Scratched: Hillcrest Avenue (#2), Deep Fury (#12), Attentive (#14)

[ ] Ranking at each section and finish  
 ---- No data available at this section  
 NA No data available  
 SCN Saddle cloth number  
 DNF Did not finish  
 DNT Did not track



**Sunshine Coast QLD Professional**  
**Race 7: WIMMERS PREMIUM SOFT DRINKS BENCHMARK 62 Handicap - 1600m**  
**14 February 2025 - 20:39**



Track Rating: Soft 6, Weather: Fine, Rail Position: +7m Entire

Section		Overall	1400m	1200m	1000m	800m	600m	400m	Last 600m
Field Times		1:38.20 (0:13.71)	1:24.49 (0:11.64)	1:12.85 (0:11.96)	1:00.89 (0:12.15)	0:48.74 (0:12.45)	0:36.29 (0:12.27)	0:24.02 (0:11.57)	0:00.00

Rank	TAB	Horse/Jockey	Barrier	Top Speed [km/h]	Fastest Section	Overall	1400m	1200m	1000m	800m	600m	400m	Last 600m	Distance Travelled [m]
11	9	<b>THREE GONGS</b> Ron Stewart	3	64.8	0:11.85	1:39.86 [11] (0:14.10)	1:25.76 [6] (0:11.85)	1:13.91 [5] (0:12.04)	1:01.87 [5] (0:12.38)	0:49.49 [5] (0:12.17)	0:37.32 [5] (0:12.17)	0:25.15 [5] (0:11.98)	0:37.32	+2
12	15	<b>STORM DREAMER</b> Ryan Curatolo	11	63.1	0:11.89	1:40.73 [12] (0:15.01)	1:25.72 [12] (0:11.91)	1:13.81 [12] (0:12.16)	1:01.65 [11] (0:12.06)	0:49.59 [10] (0:11.89)	0:37.70 [10] (0:12.23)	0:25.47 [10] (0:12.07)	0:37.70	+7
13	16	<b>GULF OF SAROS</b> Dale Smith	8	61.7	0:11.96	1:42.54 [13] (0:14.86)	1:27.68 [11] (0:11.96)	1:15.72 [10] (0:12.25)	1:03.47 [10] (0:12.30)	0:51.17 [11] (0:12.11)	0:39.06 [12] (0:12.41)	0:26.65 [12] (0:12.40)	0:39.06	-1

Scratched: Hillcrest Avenue (#2), Deep Fury (#12), Attentive (#14)

[ ] Ranking at each section and finish  
 -:-:-:- No data available at this section  
 NA No data available

SCN Saddle cloth number  
 DNF Did not finish  
 DNT Did not track



# Sunshine Coast QLD Professional

## Race 7: WIMMERS PREMIUM SOFT DRINKS BENCHMARK 62 Handicap - 1600m

14 February 2025 - 20:39



Track Rating: Soft 6, Weather: Fine, Rail Position: +7m Entire

Section				200m				Last 600m	
Field Times				0:12.45 (0:12.45)				0:00.00	
Rank	TAB	Horse/Jockey	Barrier	Top Speed [km/h]	Fastest Section	Margin	Margin		Distance Travelled [m]
1	5	<b>EXPRESS PAYMENT</b> Jake Bayliss	1	63.7 Overall	0:11.57 400m	0:12.45 [1] (0:12.45)	1:38.20		0:36.29
2	4	<b>VALANTINO ROC</b> Dan McGillivray	12	63.2 400m	0:11.63 400m	0:12.22 [3] (0:12.22)	1L		0:36.12 +3
3	8	<b>SHADOW CRUISER</b> Vlad Duric	6	64.0 Overall	0:11.53 400m	0:12.06 [5] (0:12.06)	1.3L		0:35.63 +3
4	10	<b>FERINO</b> Angela Jones	4	63.3 400m	0:11.54 400m	0:12.15 [7] (0:12.15)	2.6L		0:35.82 +2
5	6	<b>WHISTLING SPIRIT</b> Tiffani Brooker	5	63.0 Overall	0:11.72 1400m	0:12.65 [2] (0:12.65)	2.9L		0:36.67 +1
6	3	<b>SOCK'EMSID</b> Heidi Gillie	2	64.1 Overall	0:11.71 1400m	0:12.69 [4] (0:12.69)	3.7L		0:36.71 -11
7	13	<b>PENDING</b> Jace McMurray	10	63.9 400m	0:11.51 400m	0:12.22 [10] (0:12.22)	4.2L		0:35.68 +3
8	7	<b>MIDNIGHT DRIFTER</b> Michael Rodd	9	Data was not able to be tracked for this horse		----	4.7L		----
9	11	<b>CHANCE WITH WOLVES</b> Madeleine Wishart	13	63.9 800m	0:11.79 400m	0:12.41 [9] (0:12.41)	4.8L		0:36.21 +4
10	1	<b>CENTRAL PARK</b> James Orman	7	63.7 400m	0:11.76 400m	0:13.21 [6] (0:13.21)	7.8L		0:36.88 +5

Scratched: Hillcrest Avenue (#2), Deep Fury (#12), Attentive (#14)

[ ] Ranking at each section and finish  
 ---- No data available at this section  
 NA No data available

SCN Saddle cloth number  
 DNF Did not finish  
 DNT Did not track



**Sunshine Coast QLD Professional**  
**Race 7: WIMMERS PREMIUM SOFT DRINKS BENCHMARK 62 Handicap - 1600m**  
**14 February 2025 - 20:39**



Track Rating: Soft 6, Weather: Fine, Rail Position: +7m Entire

Section				200m				Last 600m		
Field Times				0:12.45 (0:12.45)				0:00.00		
Rank	TAB	Horse/Jockey	Barrier	Top Speed [km/h]	Fastest Section	Margin			Distance Travelled [m]	
11	9	<b>THREE GONGS</b>	3	64.8	0:11.85	0:13.17 [8]	8.6L		0:37.32	+2
		Ron Stewart		Overall	1400m	(0:13.17)				
12	15	<b>STORM DREAMER</b>	11	63.1	0:11.89	0:13.40 [11]	13.6L		0:37.70	+7
		Ryan Curatolo		1400m	800m	(0:13.40)				
13	16	<b>GULF OF SAROS</b>	8	61.7	0:11.96	0:14.25 [12]	24.1L		0:39.06	-1
		Dale Smith		Overall	1400m	(0:14.25)				

Scratched: Hillcrest Avenue (#2), Deep Fury (#12), Attentive (#14)

[ ] Ranking at each section and finish  
 -:-:-:- No data available at this section  
 NA No data available

SCN Saddle cloth number  
 DNF Did not finish  
 DNT Did not track



Horse/Jockey Name	Express Payment
Final Rank	1
Fastest Section Time (Section)	0:11.57 (400m)
Top Speed [km/h] (Section)	63.7 (Overall)
Race State	Finished



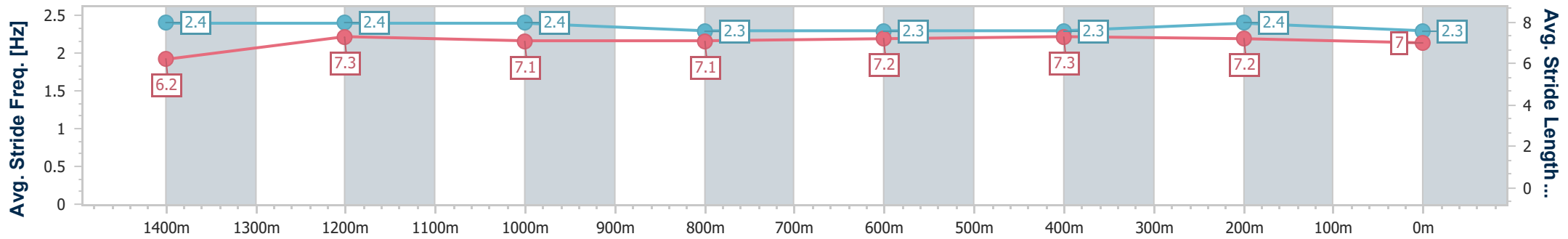
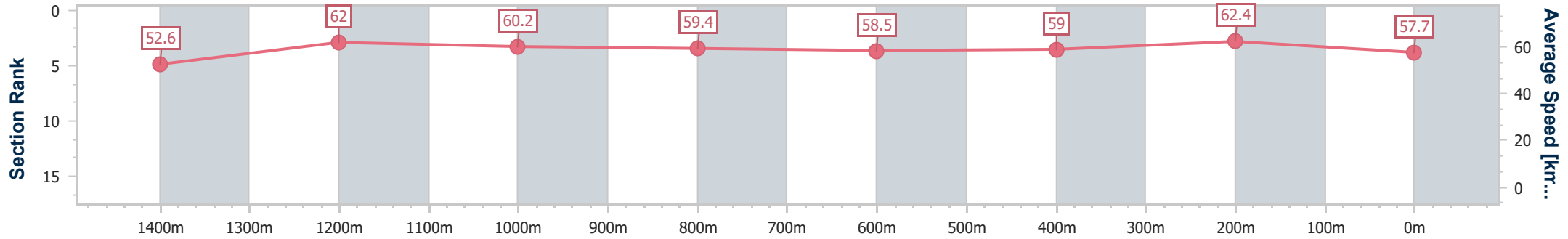
Sunshine Coast QLD Professional  
 Race 7: WIMMERS PREMIUM SOFT DRINKS BENCHMARK 62  
 Handicap - 1600m



14 February 2025 - 20:39

Track Rating: Soft 6, Weather: Fine, Rail Position: +7m Entire

Section	Overall	1400m	1200m	1000m	800m	600m	400m	200m
Section Times	1:38.20 [1] (0:13.71)	1:24.49 [1] (0:11.64)	1:12.85 [1] (0:11.96)	1:00.89 [1] (0:12.15)	0:48.74 [1] (0:12.45)	0:36.29 [1] (0:12.27)	0:24.02 [1] (0:11.57)	0:12.45 [1] (0:12.45)
Average Speed [km/h]	52.6	62.0	60.2	59.4	58.5	59.0	62.4	57.7
Top Speed [km/h]	63.7	63.7	61.6	59.8	59.6	60.9	63.5	61.8
Avg. Dist. to Rail [m]	1.1	0.4	0.9	1.3	2.1	1.4	1.0	0.2
Avg. Stride Freq. [Hz]	2.4	2.4	2.4	2.3	2.3	2.3	2.4	2.3
Avg. Stride Length [m]	6.2	7.3	7.1	7.1	7.2	7.3	7.2	7.0



- [ ] Ranking at each section and finish
- .-.- No data available at this section
- NA No data available



Horse/Jockey Name	Valantino Roc
Final Rank	2
Fastest Section Time (Section)	0:11.63 (400m)
Top Speed [km/h] (Section)	63.2 (400m)
Race State	Finished



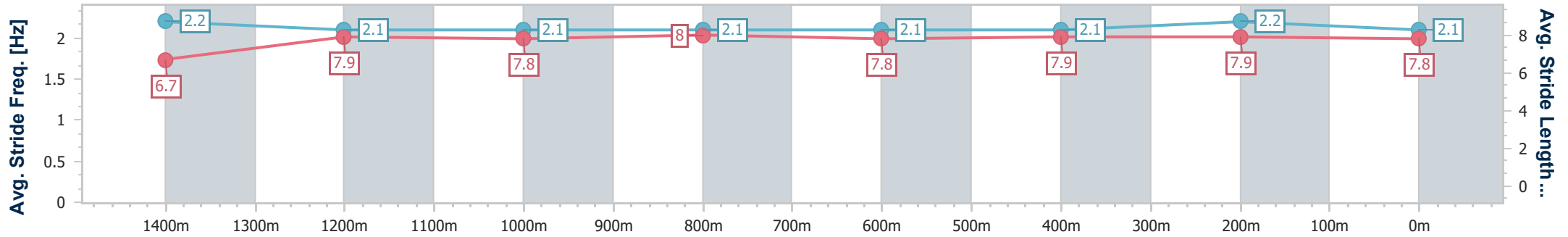
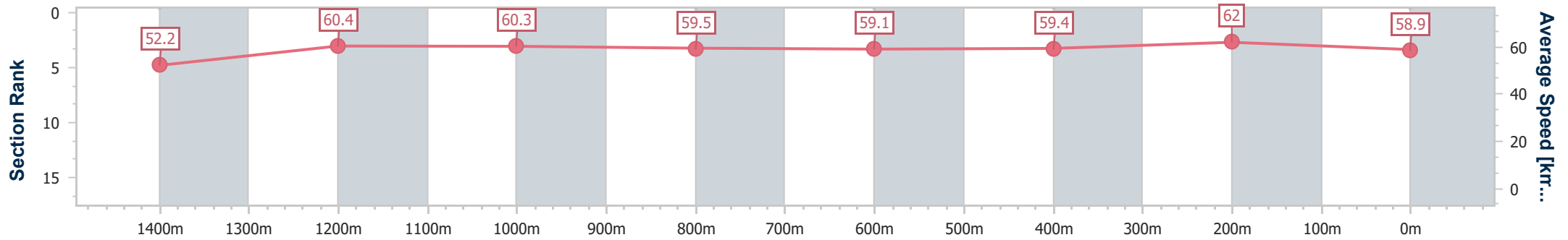
Sunshine Coast QLD Professional  
 Race 7: WIMMERS PREMIUM SOFT DRINKS BENCHMARK 62  
 Handicap - 1600m



14 February 2025 - 20:39

Track Rating: Soft 6, Weather: Fine, Rail Position: +7m Entire

Section	Overall	1400m	1200m	1000m	800m	600m	400m	200m					
Section Times	1:38.38 [2] (0:13.81)	1:24.57 [3] (0:12.03)	1:12.54 [4] (0:11.98)	1:00.56 [4] (0:12.21)	0:48.35 [4] (0:12.23)	0:36.12 [4] (0:12.27)	0:23.85 [4] (0:11.63)	0:12.22 [3] (0:12.22)					
Average Speed [km/h]	52.2	60.4	60.3	59.5	59.1	59.4	62.0	58.9					
Top Speed [km/h]	62.7	61.6	61.2	59.9	60.2	60.3	63.2	61.5					
Avg. Dist. to Rail [m]	9.2	3.5	3.3	2.8	1.5	1.8	2.7	2.1					
Avg. Stride Freq. [Hz]	2.2	2.1	2.1	2.1	2.1	2.1	2.2	2.1					
Avg. Stride Length [m]	6.7	7.9	7.8	8.0	7.8	7.9	7.9	7.8					



- [ ] Ranking at each section and finish
- .-.- No data available at this section
- NA No data available



Horse/Jockey Name	Shadow Cruiser
Final Rank	3
Fastest Section Time (Section)	0:11.53 (400m)
Top Speed [km/h] (Section)	64.0 (Overall)
Race State	Finished



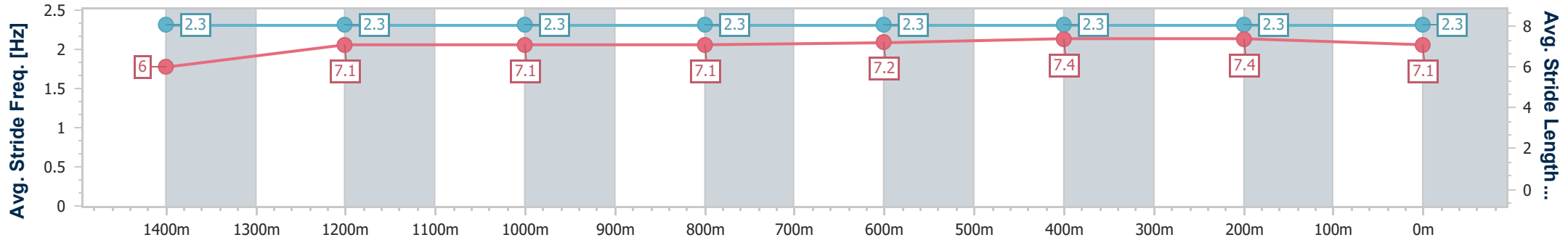
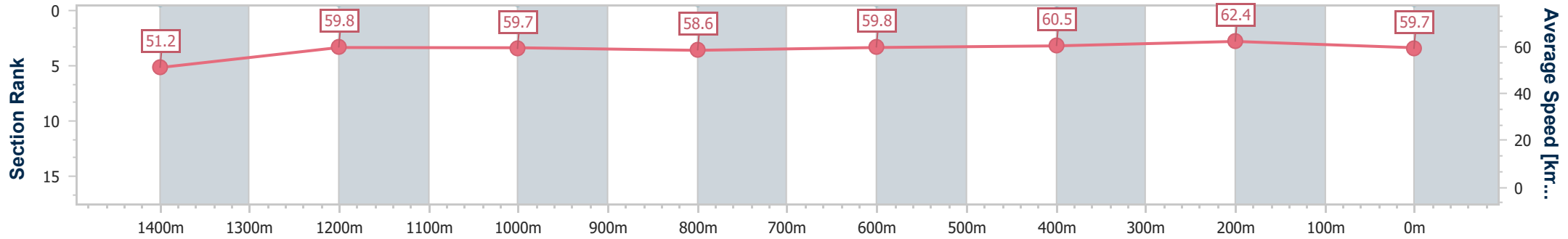
Sunshine Coast QLD Professional  
Race 7: WIMMERS PREMIUM SOFT DRINKS BENCHMARK 62  
Handicap - 1600m



14 February 2025 - 20:39

Track Rating: Soft 6, Weather: Fine, Rail Position: +7m Entire

Section	Overall	1400m	1200m	1000m	800m	600m	400m	200m					
Section Times	1:38.46 [3] (0:14.05)	1:24.41 [5] (0:12.17)	1:12.24 [6] (0:12.05)	1:00.19 [6] (0:12.39)	0:47.80 [6] (0:12.17)	0:35.63 [7] (0:12.04)	0:23.59 [7] (0:11.53)	0:12.06 [5] (0:12.06)					
Average Speed [km/h]	51.2	59.8	59.7	58.6	59.8	60.5	62.4	59.7					
Top Speed [km/h]	64.0	61.0	61.2	60.0	61.0	62.3	63.4	61.6					
Avg. Dist. to Rail [m]	5.6	3.1	2.8	2.5	2.2	1.7	3.9	4.4					
Avg. Stride Freq. [Hz]	2.3	2.3	2.3	2.3	2.3	2.3	2.3	2.3					
Avg. Stride Length [m]	6.0	7.1	7.1	7.1	7.2	7.4	7.4	7.1					



- [ ] Ranking at each section and finish
- .-.- No data available at this section
- NA No data available



Horse/Jockey Name	Ferino
Final Rank	4
Fastest Section Time (Section)	0:11.54 (400m)
Top Speed [km/h] (Section)	63.3 (400m)
Race State	Finished



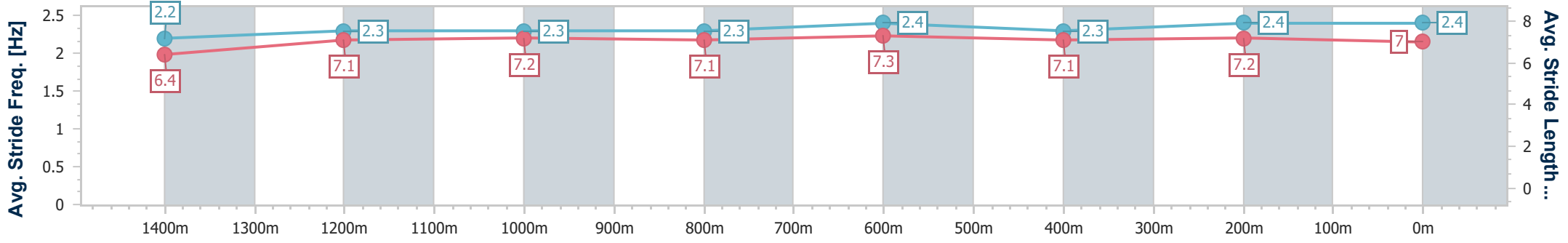
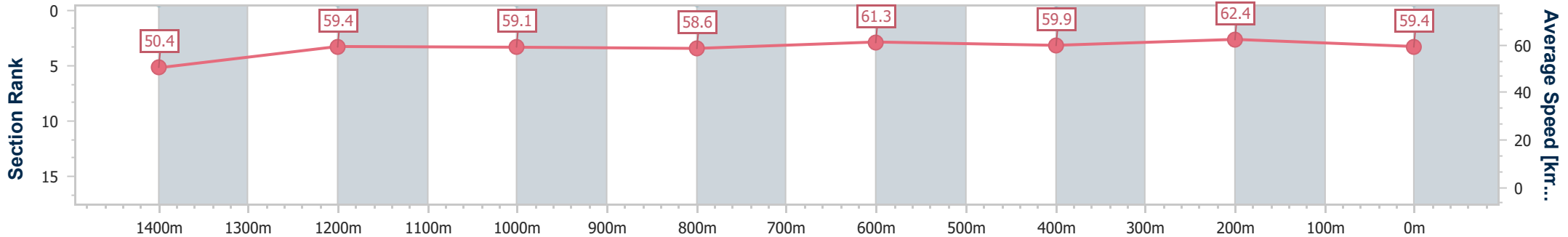
Sunshine Coast QLD Professional  
 Race 7: WIMMERS PREMIUM SOFT DRINKS BENCHMARK 62  
 Handicap - 1600m



14 February 2025 - 20:39

Track Rating: Soft 6, Weather: Fine, Rail Position: +7m Entire

Section	Overall	1400m	1200m	1000m	800m	600m	400m	200m
Section Times	1:38.69 [4] (0:14.26)	1:24.43 [8] (0:12.20)	1:12.23 [8] (0:12.20)	1:00.03 [8] (0:12.35)	0:47.68 [8] (0:11.86)	0:35.82 [8] (0:12.13)	0:23.69 [9] (0:11.54)	0:12.15 [7] (0:12.15)
Average Speed [km/h]	50.4	59.4	59.1	58.6	61.3	59.9	62.4	59.4
Top Speed [km/h]	62.2	61.8	60.7	60.2	62.5	62.9	63.3	61.7
Avg. Dist. to Rail [m]	4.0	2.5	2.9	1.6	1.8	2.0	2.3	2.9
Avg. Stride Freq. [Hz]	2.2	2.3	2.3	2.3	2.4	2.3	2.4	2.4
Avg. Stride Length [m]	6.4	7.1	7.2	7.1	7.3	7.1	7.2	7.0



- [ ] Ranking at each section and finish
- .-.- No data available at this section
- NA No data available





Horse/Jockey Name	Whistling Spirit
Final Rank	5
Fastest Section Time (Section)	0:11.72 (1400m)
Top Speed [km/h] (Section)	63.0 (Overall)
Race State	Finished



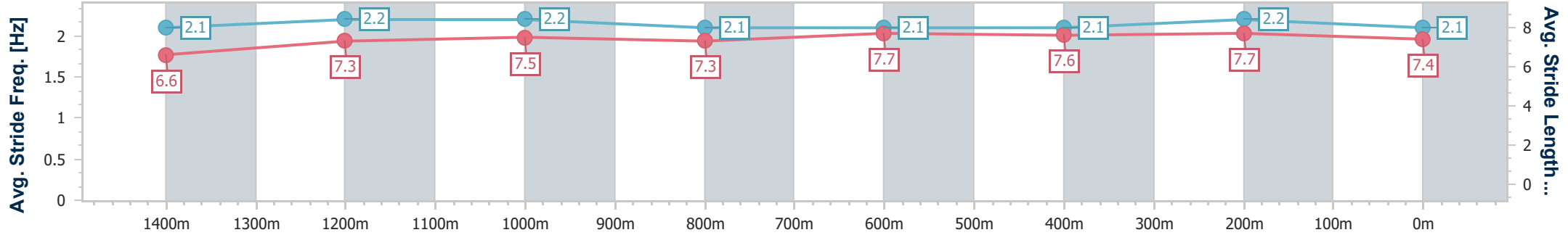
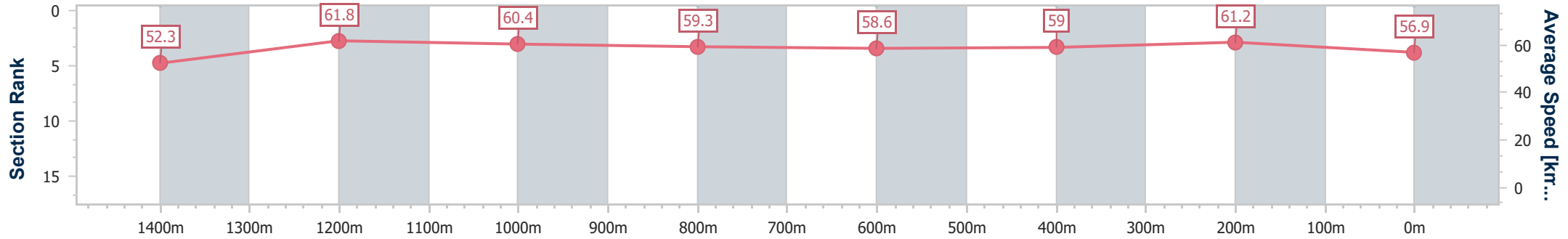
Sunshine Coast QLD Professional  
Race 7: WIMMERS PREMIUM SOFT DRINKS BENCHMARK 62  
Handicap - 1600m



14 February 2025 - 20:39

Track Rating: Soft 6, Weather: Fine, Rail Position: +7m Entire

Section	Overall	1400m	1200m	1000m	800m	600m	400m	200m
Section Times	1:38.75 [5] (0:13.77)	1:24.98 [2] (0:11.72)	1:13.26 [2] (0:11.97)	1:01.29 [2] (0:12.19)	0:49.10 [2] (0:12.43)	0:36.67 [2] (0:12.26)	0:24.41 [2] (0:11.76)	0:12.65 [2] (0:12.65)
Average Speed [km/h]	52.3	61.8	60.4	59.3	58.6	59.0	61.2	56.9
Top Speed [km/h]	63.0	62.6	61.6	60.0	59.3	60.5	62.2	59.9
Avg. Dist. to Rail [m]	4.7	2.5	2.3	2.1	1.6	1.1	1.5	1.4
Avg. Stride Freq. [Hz]	2.1	2.2	2.2	2.1	2.1	2.1	2.2	2.1
Avg. Stride Length [m]	6.6	7.3	7.5	7.3	7.7	7.6	7.7	7.4



- [ ] Ranking at each section and finish
- .-.- No data available at this section
- NA No data available



Horse/Jockey Name	Sock'emsid
Final Rank	6
Fastest Section Time (Section)	0:11.71 (1400m)
Top Speed [km/h] (Section)	64.1 (Overall)
Race State	Finished



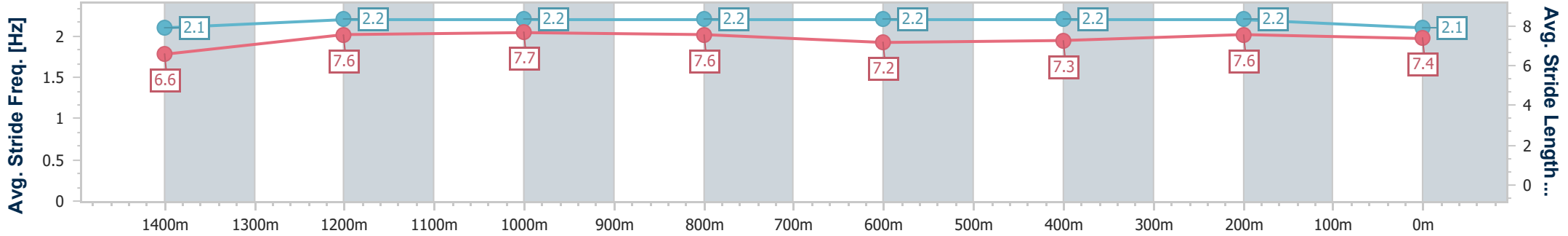
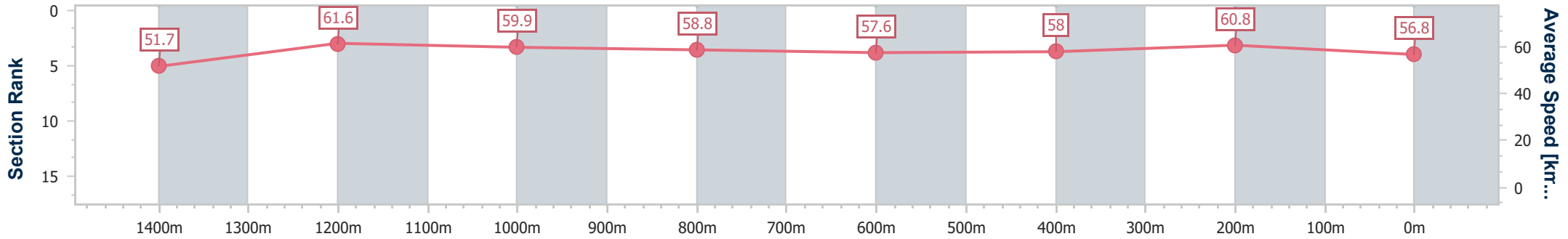
Sunshine Coast QLD Professional  
 Race 7: WIMMERS PREMIUM SOFT DRINKS BENCHMARK 62  
 Handicap - 1600m



14 February 2025 - 20:39

Track Rating: Soft 6, Weather: Fine, Rail Position: +7m Entire

Section	Overall	1400m	1200m	1000m	800m	600m	400m	200m
Section Times	1:38.91 [6] (0:13.91)	1:25.00 [4] (0:11.71)	1:13.29 [3] (0:12.03)	1:01.26 [3] (0:12.27)	0:48.99 [3] (0:12.28)	0:36.71 [3] (0:12.16)	0:24.55 [3] (0:11.86)	0:12.69 [4] (0:12.69)
Average Speed [km/h]	51.7	61.6	59.9	58.8	57.6	58.0	60.8	56.8
Top Speed [km/h]	64.1	64.0	60.8	59.6	58.3	59.6	61.5	59.4
Avg. Dist. to Rail [m]	2.3	1.3	0.7	0.5	2.5	3.3	1.6	0.8
Avg. Stride Freq. [Hz]	2.1	2.2	2.2	2.2	2.2	2.2	2.2	2.1
Avg. Stride Length [m]	6.6	7.6	7.7	7.6	7.2	7.3	7.6	7.4



- [ ] Ranking at each section and finish
- .-.- No data available at this section
- NA No data available



Horse/Jockey Name	Pending
Final Rank	7
Fastest Section Time (Section)	0:11.51 (400m)
Top Speed [km/h] (Section)	63.9 (400m)
Race State	Finished



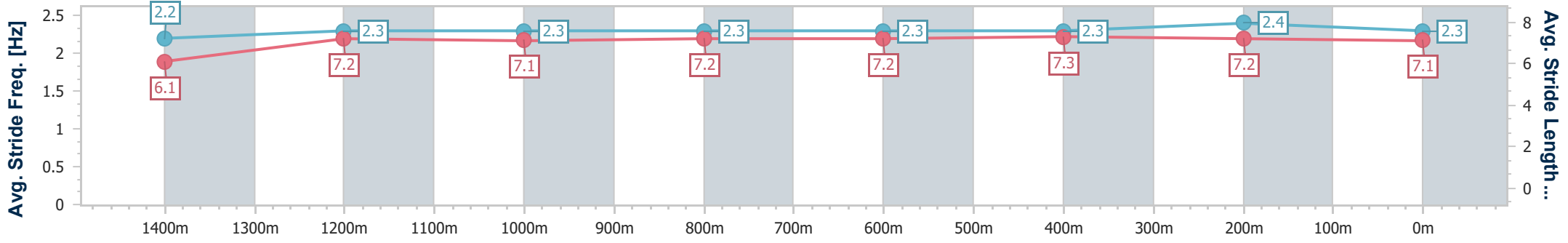
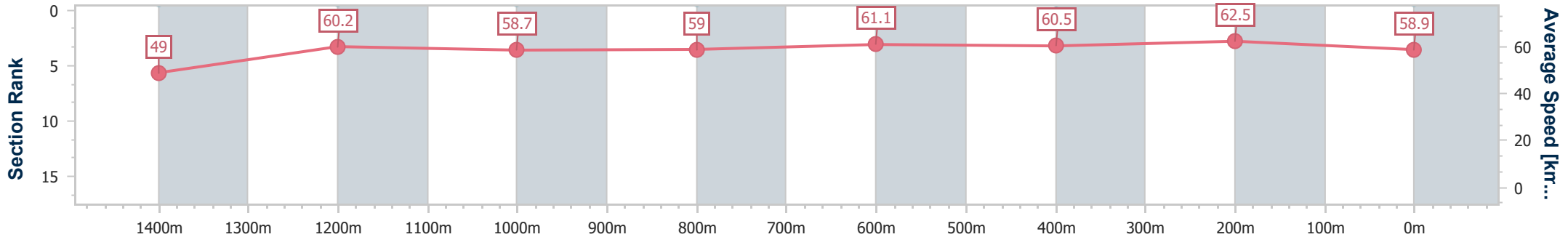
Sunshine Coast QLD Professional  
 Race 7: WIMMERS PREMIUM SOFT DRINKS BENCHMARK 62  
 Handicap - 1600m



14 February 2025 - 20:39

Track Rating: Soft 6, Weather: Fine, Rail Position: +7m Entire

Section	Overall	1400m	1200m	1000m	800m	600m	400m	200m					
Section Times	1:39.02 [7] (0:14.78)	1:24.24 [10] (0:12.06)	1:12.18 [11] (0:12.29)	0:59.89 [12] (0:12.32)	0:47.57 [12] (0:11.89)	0:35.68 [11] (0:11.95)	0:23.73 [11] (0:11.51)	0:12.22 [10] (0:12.22)					
Average Speed [km/h]	49.0	60.2	58.7	59.0	61.1	60.5	62.5	58.9					
Top Speed [km/h]	61.1	61.4	59.9	59.6	62.8	62.0	63.9	62.0					
Avg. Dist. to Rail [m]	8.1	3.5	3.5	2.8	1.7	1.0	2.6	5.5					
Avg. Stride Freq. [Hz]	2.2	2.3	2.3	2.3	2.3	2.3	2.4	2.3					
Avg. Stride Length [m]	6.1	7.2	7.1	7.2	7.2	7.3	7.2	7.1					



- [ ] Ranking at each section and finish
- .-.-.- No data available at this section
- NA No data available



Horse/Jockey Name	Chance With Wolves
Final Rank	9
Fastest Section Time (Section)	0:11.79 (400m)
Top Speed [km/h] (Section)	63.9 (800m)
Race State	Finished



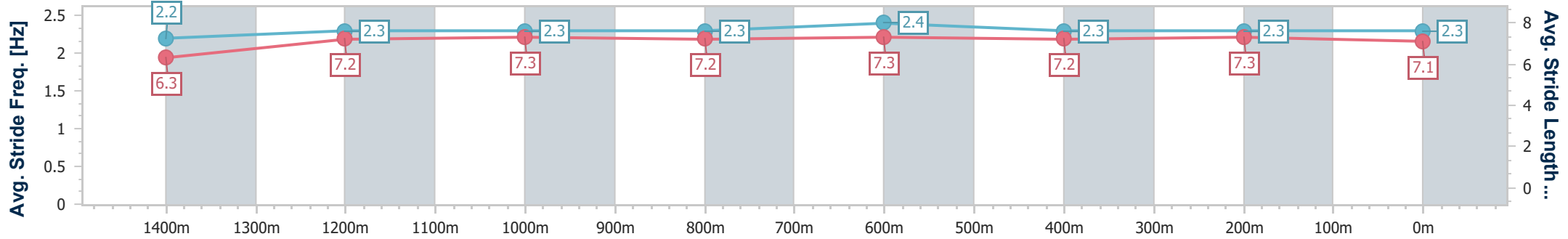
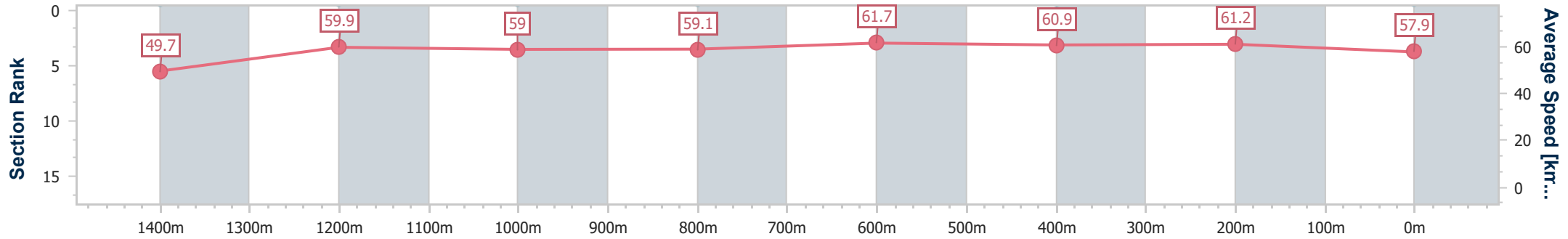
Sunshine Coast QLD Professional  
 Race 7: WIMMERS PREMIUM SOFT DRINKS BENCHMARK 62  
 Handicap - 1600m



14 February 2025 - 20:39

Track Rating: Soft 6, Weather: Fine, Rail Position: +7m Entire

Section	Overall	1400m	1200m	1000m	800m	600m	400m	200m
Section Times	1:39.14 [9] (0:14.49)	1:24.65 [9] (0:12.16)	1:12.49 [9] (0:12.25)	1:00.24 [9] (0:12.23)	0:48.01 [9] (0:11.80)	0:36.21 [9] (0:12.01)	0:24.20 [8] (0:11.79)	0:12.41 [9] (0:12.41)
Average Speed [km/h]	49.7	59.9	59.0	59.1	61.7	60.9	61.2	57.9
Top Speed [km/h]	61.3	62.0	59.4	60.2	63.9	63.1	61.8	60.2
Avg. Dist. to Rail [m]	9.1	2.9	2.9	2.1	1.9	2.7	5.1	6.9
Avg. Stride Freq. [Hz]	2.2	2.3	2.3	2.3	2.4	2.3	2.3	2.3
Avg. Stride Length [m]	6.3	7.2	7.3	7.2	7.3	7.2	7.3	7.1



- [ ] Ranking at each section and finish
- .-.- No data available at this section
- NA No data available



Horse/Jockey Name	Central Park
Final Rank	10
Fastest Section Time (Section)	0:11.76 (400m)
Top Speed [km/h] (Section)	63.7 (400m)
Race State	Finished



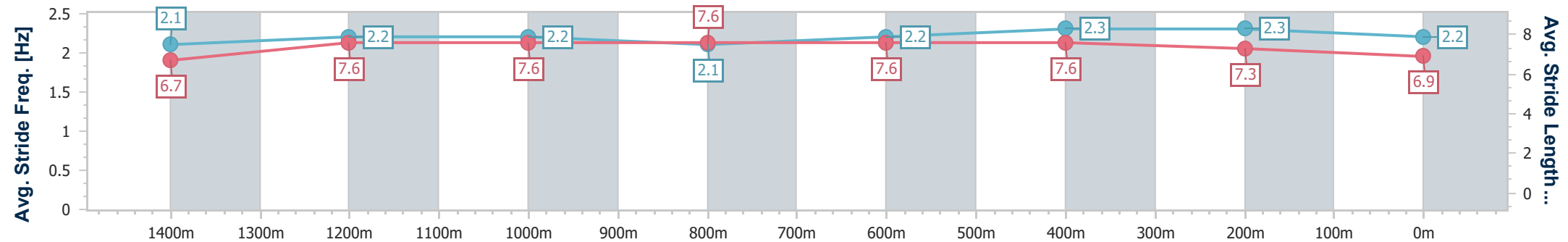
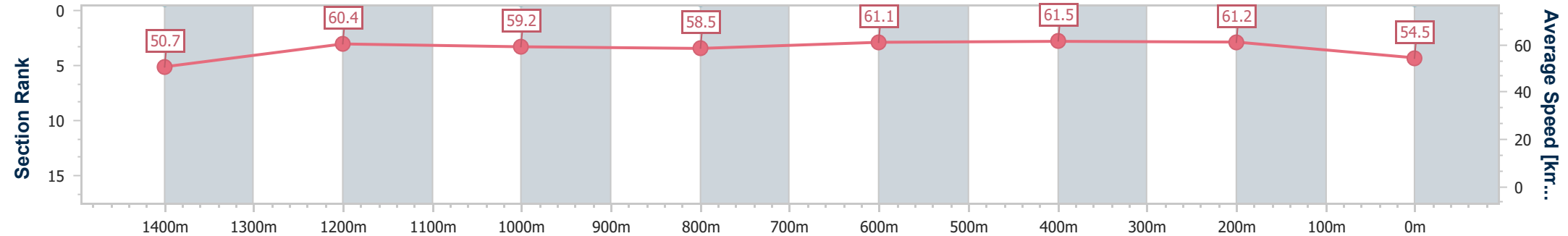
Sunshine Coast QLD Professional  
 Race 7: WIMMERS PREMIUM SOFT DRINKS BENCHMARK 62  
 Handicap - 1600m



14 February 2025 - 20:39

Track Rating: Soft 6, Weather: Fine, Rail Position: +7m Entire

Section	Overall	1400m	1200m	1000m	800m	600m	400m	200m					
Section Times	1:39.69 [10] (0:14.23)	1:25.46 [7] (0:12.05)	1:13.41 [7] (0:12.17)	1:01.24 [7] (0:12.43)	0:48.81 [7] (0:11.93)	0:36.88 [6] (0:11.91)	0:24.97 [6] (0:11.76)	0:13.21 [6] (0:13.21)					
Average Speed [km/h]	50.7	60.4	59.2	58.5	61.1	61.5	61.2	54.5					
Top Speed [km/h]	62.9	62.9	60.5	59.9	63.5	63.4	63.7	58.1					
Avg. Dist. to Rail [m]	6.0	3.2	3.3	2.5	2.7	2.8	4.7	5.7					
Avg. Stride Freq. [Hz]	2.1	2.2	2.2	2.1	2.2	2.3	2.3	2.2					
Avg. Stride Length [m]	6.7	7.6	7.6	7.6	7.6	7.6	7.3	6.9					



- [ ] Ranking at each section and finish
- .-.- No data available at this section
- NA No data available



Horse/Jockey Name	Three Gongs
Final Rank	11
Fastest Section Time (Section)	0:11.85 (1400m)
Top Speed [km/h] (Section)	64.8 (Overall)
Race State	Finished



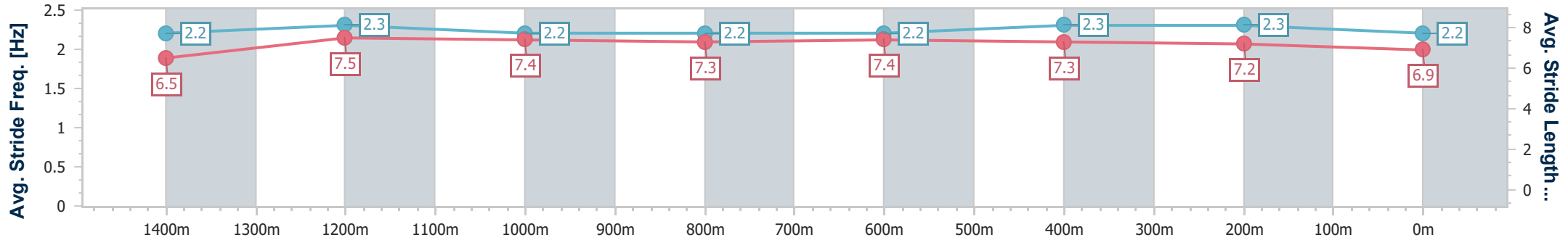
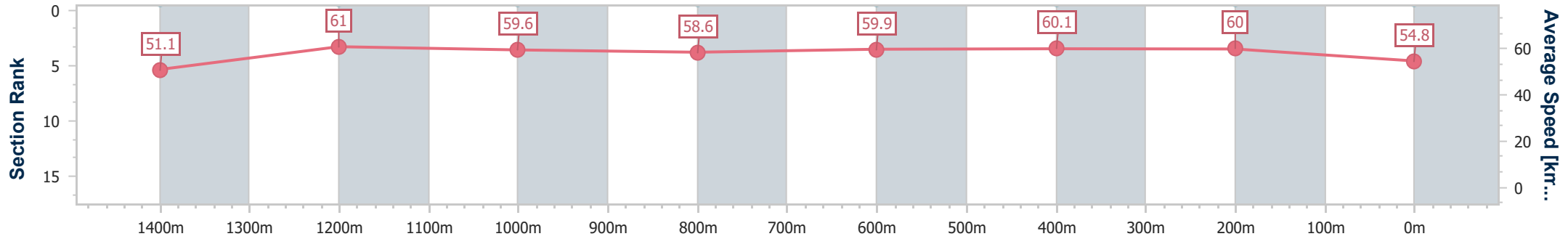
Sunshine Coast QLD Professional  
 Race 7: WIMMERS PREMIUM SOFT DRINKS BENCHMARK 62  
 Handicap - 1600m



14 February 2025 - 20:39

Track Rating: Soft 6, Weather: Fine, Rail Position: +7m Entire

Section	Overall	1400m	1200m	1000m	800m	600m	400m	200m					
Section Times	1:39.86 [11] (0:14.10)	1:25.76 [6] (0:11.85)	1:13.91 [5] (0:12.04)	1:01.87 [5] (0:12.38)	0:49.49 [5] (0:12.17)	0:37.32 [5] (0:12.17)	0:25.15 [5] (0:11.98)	0:13.17 [8] (0:13.17)					
Average Speed [km/h]	51.1	61.0	59.6	58.6	59.9	60.1	60.0	54.8					
Top Speed [km/h]	64.8	62.4	60.7	60.2	60.6	61.3	62.1	58.2					
Avg. Dist. to Rail [m]	2.4	1.3	1.6	1.8	2.0	2.8	4.7	4.7					
Avg. Stride Freq. [Hz]	2.2	2.3	2.2	2.2	2.2	2.3	2.3	2.2					
Avg. Stride Length [m]	6.5	7.5	7.4	7.3	7.4	7.3	7.2	6.9					



- [ ] Ranking at each section and finish
- .-.-.- No data available at this section
- NA No data available



Horse/Jockey Name	Storm Dreamer
Final Rank	12
Fastest Section Time (Section)	0:11.89 (800m)
Top Speed [km/h] (Section)	63.1 (1400m)
Race State	Finished



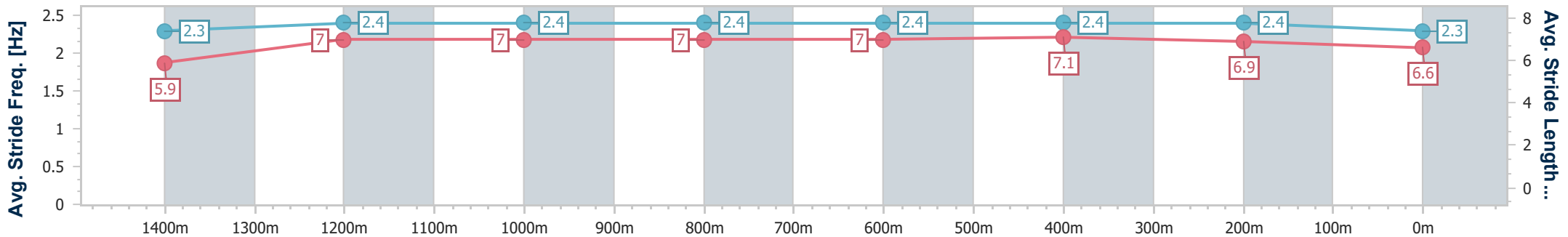
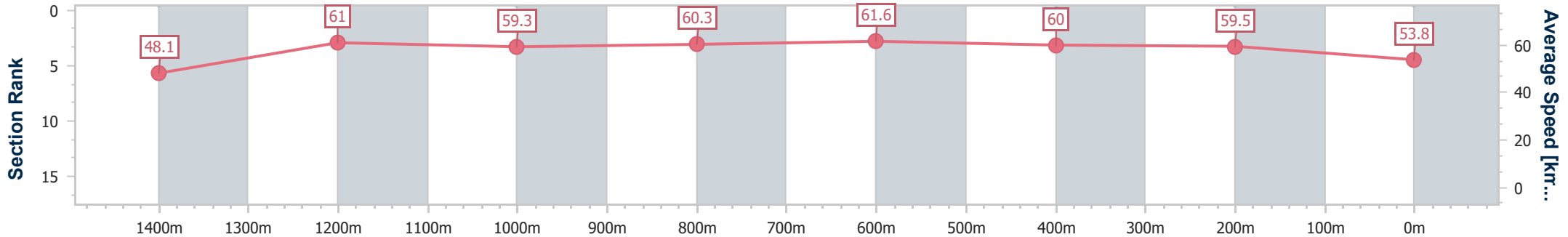
Sunshine Coast QLD Professional  
 Race 7: WIMMERS PREMIUM SOFT DRINKS BENCHMARK 62  
 Handicap - 1600m



14 February 2025 - 20:39

Track Rating: Soft 6, Weather: Fine, Rail Position: +7m Entire

Section	Overall	1400m	1200m	1000m	800m	600m	400m	200m
Section Times	1:40.73 [12] (0:15.01)	1:25.72 [12] (0:11.91)	1:13.81 [12] (0:12.16)	1:01.65 [11] (0:12.06)	0:49.59 [10] (0:11.89)	0:37.70 [10] (0:12.23)	0:25.47 [10] (0:12.07)	0:13.40 [11] (0:13.40)
Average Speed [km/h]	48.1	61.0	59.3	60.3	61.6	60.0	59.5	53.8
Top Speed [km/h]	62.3	63.1	61.7	62.5	62.9	61.5	60.3	57.9
Avg. Dist. to Rail [m]	7.8	3.6	3.5	3.8	2.9	2.9	5.4	6.2
Avg. Stride Freq. [Hz]	2.3	2.4	2.4	2.4	2.4	2.4	2.4	2.3
Avg. Stride Length [m]	5.9	7.0	7.0	7.0	7.0	7.1	6.9	6.6



- [ ] Ranking at each section and finish
- .-.- No data available at this section
- NA No data available



Horse/Jockey Name	Gulf Of Saros
Final Rank	13
Fastest Section Time (Section)	0:11.96 (1400m)
Top Speed [km/h] (Section)	61.7 (Overall)
Race State	Finished



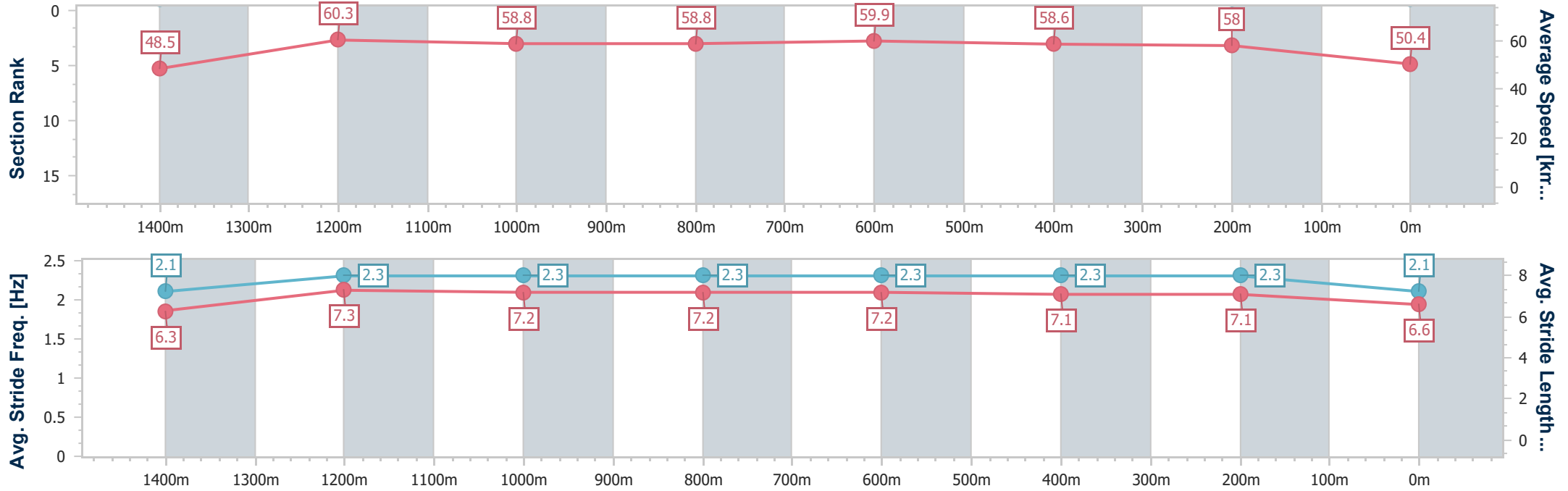
Sunshine Coast QLD Professional  
 Race 7: WIMMERS PREMIUM SOFT DRINKS BENCHMARK 62  
 Handicap - 1600m



14 February 2025 - 20:39

Track Rating: Soft 6, Weather: Fine, Rail Position: +7m Entire

Section	Overall	1400m	1200m	1000m	800m	600m	400m	200m
Section Times	1:42.54 [13] (0:14.86)	1:27.68 [11] (0:11.96)	1:15.72 [10] (0:12.25)	1:03.47 [10] (0:12.30)	0:51.17 [11] (0:12.11)	0:39.06 [12] (0:12.41)	0:26.65 [12] (0:12.40)	0:14.25 [12] (0:14.25)
Average Speed [km/h]	48.5	60.3	58.8	58.8	59.9	58.6	58.0	50.4
Top Speed [km/h]	61.7	61.6	59.5	59.6	60.9	59.9	58.8	56.9
Avg. Dist. to Rail [m]	5.1	1.3	2.0	1.5	1.2	1.1	2.4	2.1
Avg. Stride Freq. [Hz]	2.1	2.3	2.3	2.3	2.3	2.3	2.3	2.1
Avg. Stride Length [m]	6.3	7.3	7.2	7.2	7.2	7.1	7.1	6.6



- [ ] Ranking at each section and finish
- .-.- No data available at this section
- NA No data available





Horse/Jockey Name	Midnight Drifter
Final Rank	8
Fastest Section Time (Section)	--:--
Top Speed [km/h] (Section)	--
Race State	DidNotTrack



Sunshine Coast QLD Professional  
 Race 7: WIMMERS PREMIUM SOFT DRINKS BENCHMARK 62  
 Handicap - 1600m



14 February 2025 - 20:39

Track Rating: Soft 6, Weather: Fine, Rail Position: +7m Entire

Section	Overall	1400m	1200m	1000m	800m	600m	400m	200m					
Section Times	--:--	--:--	--:--	--:--	--:--	--:--	--:--	--:--					
Average Speed [km/h]	--	--	--	--	--	--	--	--					
Top Speed [km/h]	--	--	--	--	--	--	--	--					
Avg. Dist. to Rail [m]	--	--	--	--	--	--	--	--					
Avg. Stride Freq. [Hz]	--	--	--	--	--	--	--	--					
Avg. Stride Length [m]	--	--	--	--	--	--	--	--					

- [ ] Ranking at each section and finish
- :-- No data available at this section
- NA No data available