



# Sunshine Coast QLD Professional

## Race 8: TAB BENCHMARK 62 Handicap - 1200m



14 February 2025 - 21:09

Track Rating: Soft 6, Weather: Fine, Rail Position: +7m Entire

Section		Field Times											
Overall	1000m	800m	600m	400m	200m	Last 600m							
1:12.04 (0:13.47)	0:58.57 (0:11.11)	0:47.46 (0:11.61)	0:35.85 (0:11.85)	0:24.00 (0:11.84)	0:12.16 (0:12.16)	0:35.85							
Rank	TAB	Horse/Jockey	Barrier	Top Speed [km/h]	Fastest Section	Margin						Distance Travelled [m]	
1	12	<b>CARTWHEELS</b> Nikita Beriman	9	66.4 400m	0:11.06 400m	1:12.04 [1] (0:14.31)	0:57.73 [9] (0:11.43)	0:46.30 [9] (0:11.52)	0:34.78 [8] (0:11.56)	0:23.22 [9] (0:11.06)	0:12.16 [1] (0:12.16)	1:12.04 0:34.78	
2	11	<b>SELOUS</b> Dan McGillivray	4	64.9 1000m	0:11.30 600m	1:12.15 [2] (0:14.17)	0:57.98 [7] (0:11.41)	0:46.57 [7] (0:11.53)	0:35.04 [7] (0:11.30)	0:23.74 [6] (0:11.52)	0:12.22 [3] (0:12.22)	0.5L 0:35.04	-15
3	4	<b>PINK CASHMERE</b> Jace McMurray	7	64.5 1000m	0:11.44 400m	1:12.23 [3] (0:13.95)	0:58.28 [6] (0:11.47)	0:46.81 [6] (0:11.60)	0:35.21 [6] (0:11.59)	0:23.62 [7] (0:11.44)	0:12.18 [6] (0:12.18)	0.8L 0:35.21	+0
4	3	<b>GIFTED GAMER</b> Corey Sutherland	2	66.1 Overall	0:11.26 1000m	1:12.42 [4] (0:13.65)	0:58.77 [3] (0:11.26)	0:47.51 [3] (0:11.63)	0:35.88 [3] (0:11.82)	0:24.06 [4] (0:11.63)	0:12.43 [5] (0:12.43)	1.8L 0:35.88	+1
5	9	<b>LIMERO</b> Jake Bayliss	5	64.9 1000m	0:11.43 1000m	1:12.49 [5] (0:13.83)	0:58.66 [5] (0:11.43)	0:47.23 [5] (0:11.52)	0:35.71 [5] (0:11.60)	0:24.11 [5] (0:11.57)	0:12.54 [4] (0:12.54)	2.1L 0:35.71	-4
6	15	<b>OBEROI PRINCESS</b> Siobhan Rutledge	8	67.2 1000m	0:11.07 1000m	1:12.60 [6] (0:13.51)	0:59.09 [2] (0:11.07)	0:48.02 [1] (0:11.61)	0:36.41 [1] (0:11.86)	0:24.55 [2] (0:11.85)	0:12.70 [2] (0:12.70)	2.6L 0:36.41	-3
7	17	<b>OLE BAZZLE</b> Michael Rodd	10	65.4 1000m	0:11.24 400m	1:12.64 [7] (0:14.54)	0:58.10 [10] (0:11.45)	0:46.65 [10] (0:11.54)	0:35.11 [10] (0:11.41)	0:23.70 [10] (0:11.24)	0:12.46 [8] (0:12.46)	2.8L 0:35.11	-3
8	7	<b>CHILLIWACK</b> Cobi Vitler	6	65.2 1000m	0:11.43 1000m	1:13.58 [8] (0:14.24)	0:59.34 [8] (0:11.43)	0:47.91 [8] (0:11.61)	0:36.30 [9] (0:11.50)	0:24.80 [8] (0:11.66)	0:13.14 [10] (0:13.14)	8.3L 0:36.30	-6
9	10	<b>RIDEAU</b> James Orman	3	66.9 Overall	0:11.24 1000m	1:13.78 [9] (0:13.47)	1:00.31 [1] (0:11.24)	0:49.07 [2] (0:11.51)	0:37.56 [2] (0:11.82)	0:25.74 [1] (0:12.06)	0:13.68 [7] (0:13.68)	9.3L 0:37.56	-6
10	18	<b>ZIMO</b> Boris Thornton	1	64.6 Overall	0:11.34 1000m	1:13.78 [10] (0:13.70)	1:00.08 [4] (0:11.34)	0:48.74 [4] (0:11.56)	0:37.18 [4] (0:11.70)	0:25.48 [3] (0:11.96)	0:13.52 [9] (0:13.52)	9.4L 0:37.18	-7

Scratched: Giliana (#16), Garrucha (#2), Diddley Squat (#1), Dance Wizzard (#8), Ma's Epic (#14), Rose Of Shiraz (#13), Blame The Whiskey (#6), Kalumburu (#5)

[ ] Ranking at each section and finish  
 :---: No data available at this section  
 NA No data available

SCN Saddle cloth number  
 DNF Did not finish  
 DNT Did not track



Horse/Jockey Name	Cartwheels
Final Rank	1
Fastest Section Time (Section)	0:11.06 (400m)
Top Speed [km/h] (Section)	66.4 (400m)
Race State	Finished



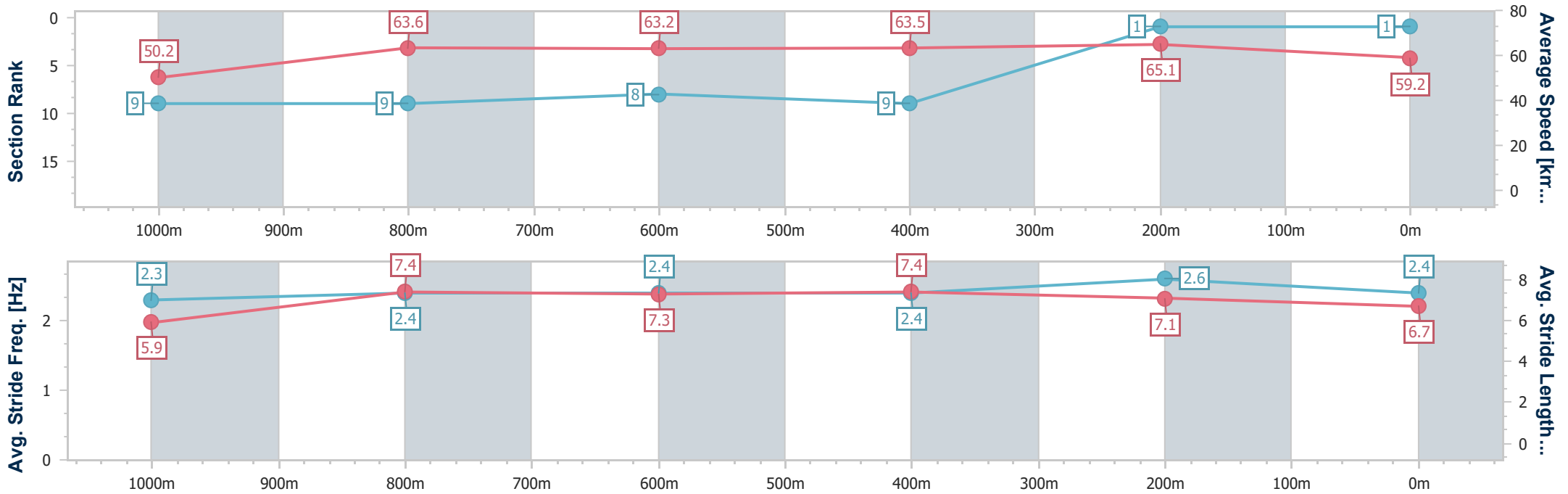
Sunshine Coast QLD Professional  
Race 8: TAB BENCHMARK 62 Handicap - 1200m



14 February 2025 - 21:09

Track Rating: Soft 6, Weather: Fine, Rail Position: +7m Entire

Section	Overall	1000m	800m	600m	400m	200m
Section Times	1:12.04 [1] (0:14.31)	0:57.73 [9] (0:11.43)	0:46.30 [9] (0:11.52)	0:34.78 [8] (0:11.56)	0:23.22 [9] (0:11.06)	0:12.16 [1] (0:12.16)
Average Speed [km/h]	50.2	63.6	63.2	63.5	65.1	59.2
Top Speed [km/h]	64.8	66.0	64.4	64.7	66.4	63.8
Avg. Dist. to Rail [m]	7.5	2.9	2.4	2.8	6.7	5.3
Avg. Stride Freq. [Hz]	2.3	2.4	2.4	2.4	2.6	2.4
Avg. Stride Length [m]	5.9	7.4	7.3	7.4	7.1	6.7



- [ ] Ranking at each section and finish
- .-.- No data available at this section
- NA No data available



Horse/Jockey Name	Selous
Final Rank	2
Fastest Section Time (Section)	0:11.30 (600m)
Top Speed [km/h] (Section)	64.9 (1000m)
Race State	Finished



### Sunshine Coast QLD Professional

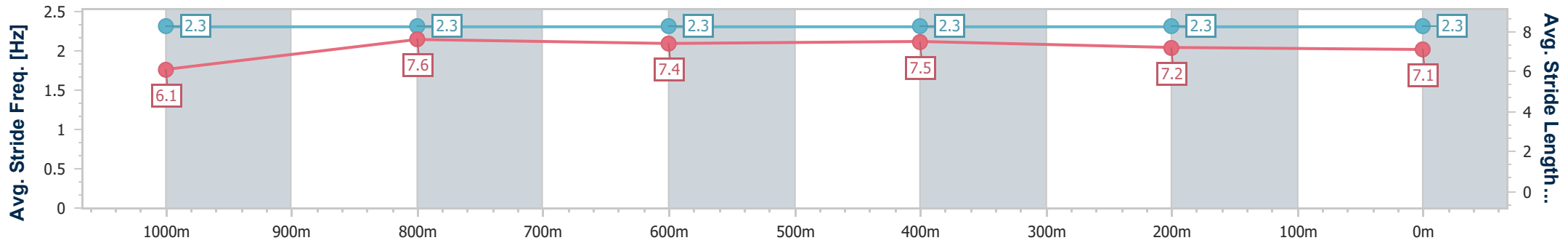
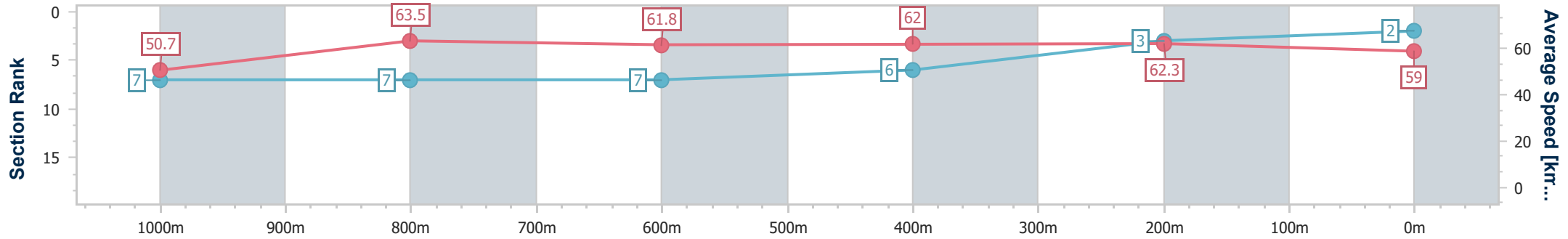
Race 8: TAB BENCHMARK 62 Handicap - 1200m

14 February 2025 - 21:09



Track Rating: Soft 6, Weather: Fine, Rail Position: +7m Entire

Section	Overall	1000m	800m	600m	400m	200m
Section Times	1:12.15 [2] (0:14.17)	0:57.98 [7] (0:11.41)	0:46.57 [7] (0:11.53)	0:35.04 [7] (0:11.30)	0:23.74 [6] (0:11.52)	0:12.22 [3] (0:12.22)
Average Speed [km/h]	50.7	63.5	61.8	62.0	62.3	59.0
Top Speed [km/h]	64.4	64.9	62.6	62.7	63.6	60.8
Avg. Dist. to Rail [m]	3.6	1.3	1.8	4.7	2.6	1.2
Avg. Stride Freq. [Hz]	2.3	2.3	2.3	2.3	2.3	2.3
Avg. Stride Length [m]	6.1	7.6	7.4	7.5	7.2	7.1



- [ ] Ranking at each section and finish
- .-.- No data available at this section
- NA No data available



Horse/Jockey Name	Pink Cashmere
Final Rank	3
Fastest Section Time (Section)	0:11.44 (400m)
Top Speed [km/h] (Section)	64.5 (1000m)
Race State	Finished



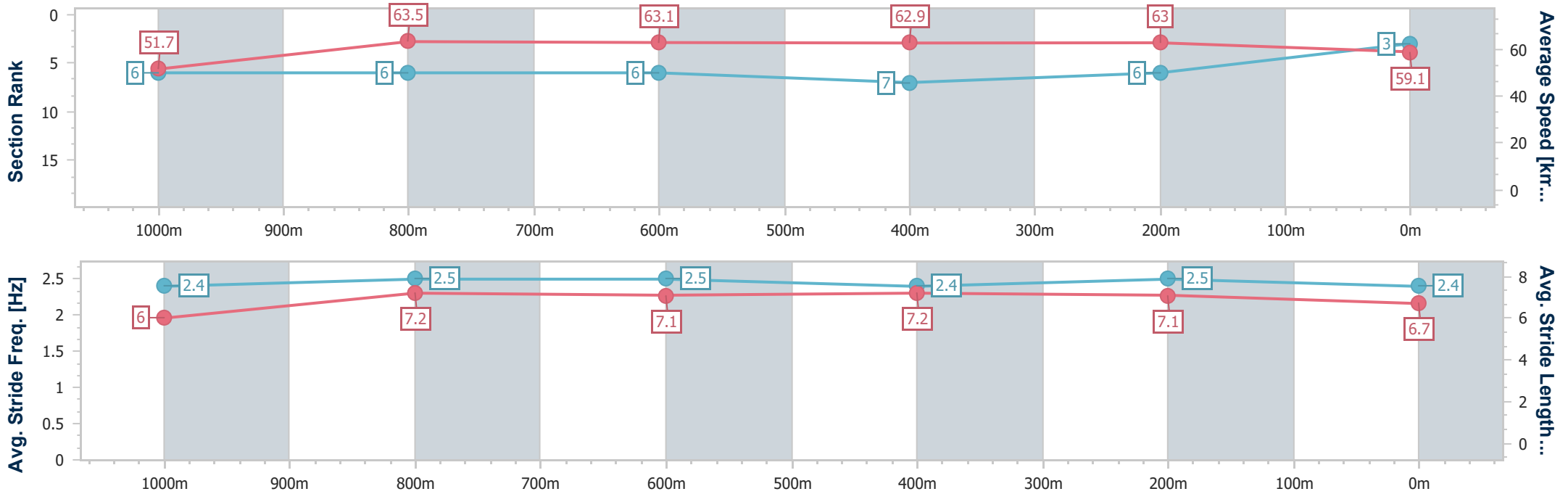
Sunshine Coast QLD Professional  
Race 8: TAB BENCHMARK 62 Handicap - 1200m



14 February 2025 - 21:09

Track Rating: Soft 6, Weather: Fine, Rail Position: +7m Entire

Section	Overall	1000m	800m	600m	400m	200m
Section Times	1:12.23 [3] (0:13.95)	0:58.28 [6] (0:11.47)	0:46.81 [6] (0:11.60)	0:35.21 [6] (0:11.59)	0:23.62 [7] (0:11.44)	0:12.18 [6] (0:12.18)
Average Speed [km/h]	51.7	63.5	63.1	62.9	63.0	59.1
Top Speed [km/h]	64.3	64.5	63.9	63.9	64.2	61.4
Avg. Dist. to Rail [m]	5.8	3.0	3.0	2.2	2.0	4.3
Avg. Stride Freq. [Hz]	2.4	2.5	2.5	2.4	2.5	2.4
Avg. Stride Length [m]	6.0	7.2	7.1	7.2	7.1	6.7



- [ ] Ranking at each section and finish
- .-.- No data available at this section
- NA No data available



Horse/Jockey Name	Gifted Gamer
Final Rank	4
Fastest Section Time (Section)	0:11.26 (1000m)
Top Speed [km/h] (Section)	66.1 (Overall)
Race State	Finished



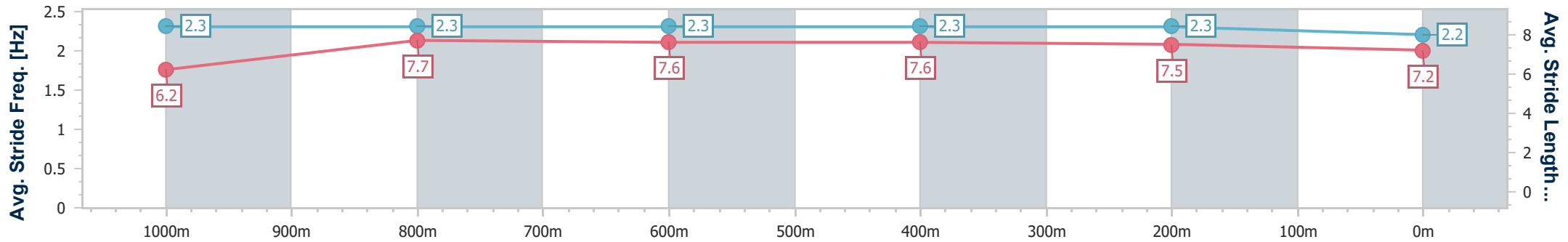
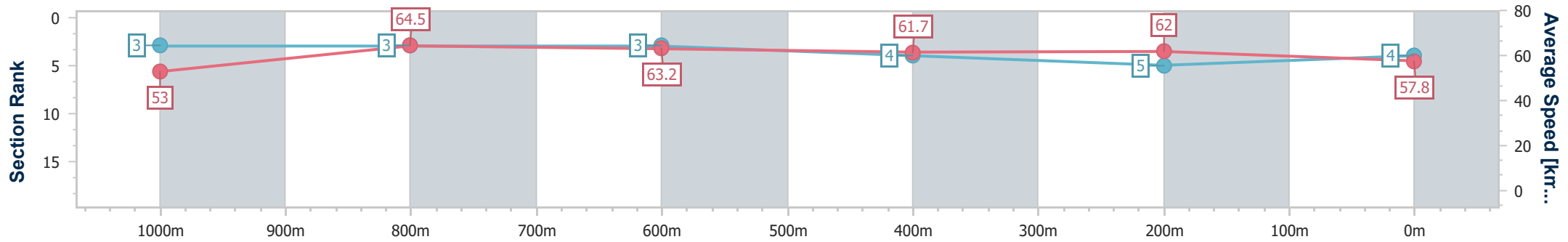
Sunshine Coast QLD Professional  
Race 8: TAB BENCHMARK 62 Handicap - 1200m



14 February 2025 - 21:09

Track Rating: Soft 6, Weather: Fine, Rail Position: +7m Entire

Section	Overall	1000m	800m	600m	400m	200m
Section Times	1:12.42 [4] (0:13.65)	0:58.77 [3] (0:11.26)	0:47.51 [3] (0:11.63)	0:35.88 [3] (0:11.82)	0:24.06 [4] (0:11.63)	0:12.43 [5] (0:12.43)
Average Speed [km/h]	53.0	64.5	63.2	61.7	62.0	57.8
Top Speed [km/h]	66.1	65.2	63.8	62.6	62.9	61.1
Avg. Dist. to Rail [m]	3.4	4.0	3.1	2.9	4.6	5.2
Avg. Stride Freq. [Hz]	2.3	2.3	2.3	2.3	2.3	2.2
Avg. Stride Length [m]	6.2	7.7	7.6	7.6	7.5	7.2



- [ ] Ranking at each section and finish
- .-.- No data available at this section
- NA No data available



Horse/Jockey Name	Limero
Final Rank	5
Fastest Section Time (Section)	0:11.43 (1000m)
Top Speed [km/h] (Section)	64.9 (1000m)
Race State	Finished



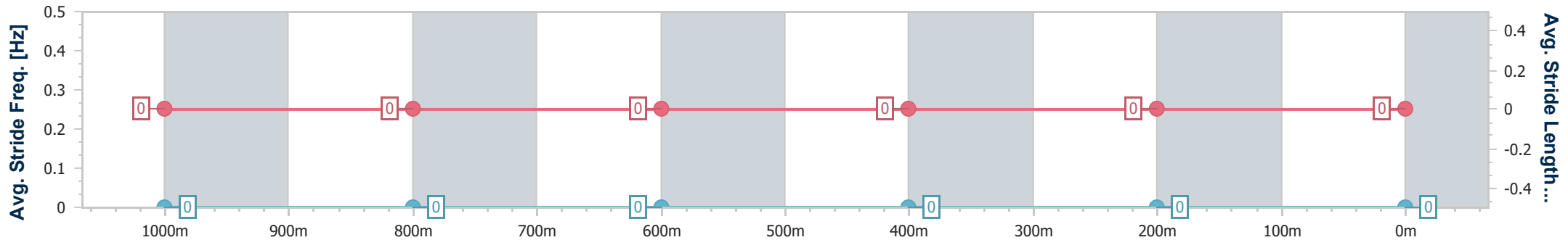
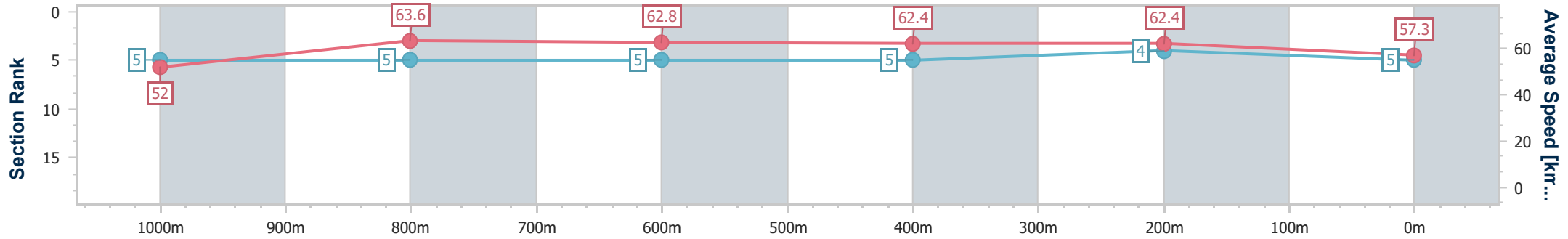
Sunshine Coast QLD Professional  
Race 8: TAB BENCHMARK 62 Handicap - 1200m



14 February 2025 - 21:09

Track Rating: Soft 6, Weather: Fine, Rail Position: +7m Entire

Section	Overall	1000m	800m	600m	400m	200m
Section Times	1:12.49 [5] (0:13.83)	0:58.66 [5] (0:11.43)	0:47.23 [5] (0:11.52)	0:35.71 [5] (0:11.60)	0:24.11 [5] (0:11.57)	0:12.54 [4] (0:12.54)
Average Speed [km/h]	52.0	63.6	62.8	62.4	62.4	57.3
Top Speed [km/h]	64.0	64.9	63.3	63.2	63.4	60.6
Avg. Dist. to Rail [m]	5.6	3.1	1.2	1.2	4.5	6.1
Avg. Stride Freq. [Hz]	---	---	---	---	---	---
Avg. Stride Length [m]	---	---	---	---	---	---



- [ ] Ranking at each section and finish
- No data available at this section
- NA No data available



Horse/Jockey Name	Oberoi Princess
Final Rank	6
Fastest Section Time (Section)	0:11.07 (1000m)
Top Speed [km/h] (Section)	67.2 (1000m)
Race State	Finished



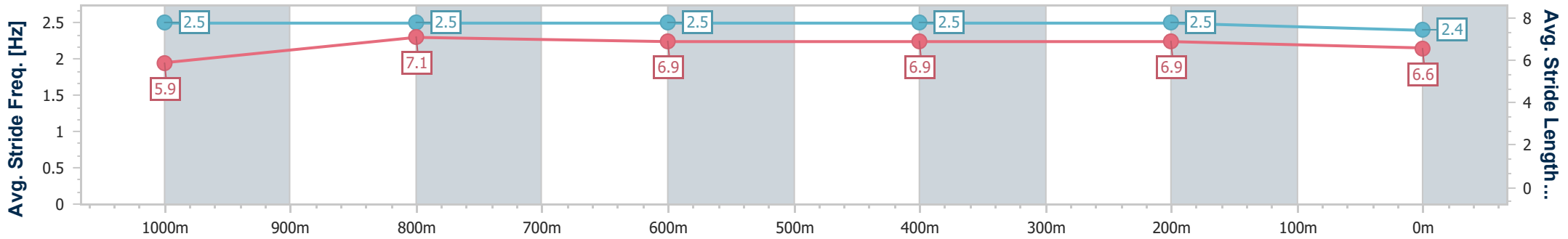
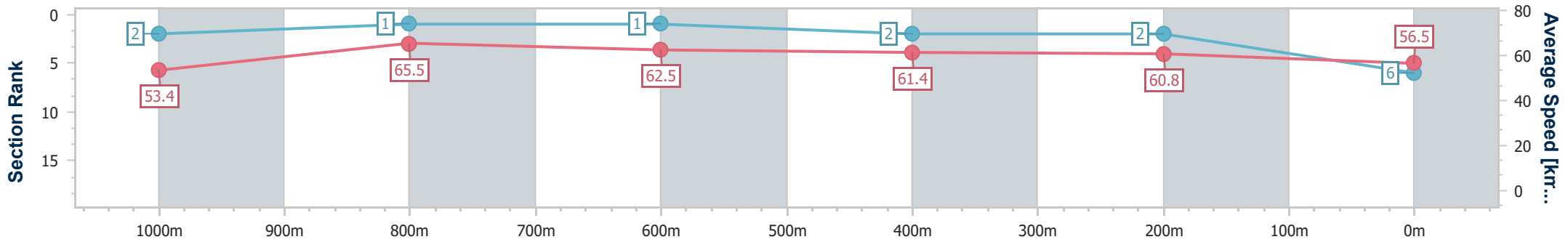
Sunshine Coast QLD Professional  
Race 8: TAB BENCHMARK 62 Handicap - 1200m



14 February 2025 - 21:09

Track Rating: Soft 6, Weather: Fine, Rail Position: +7m Entire

Section	Overall	1000m	800m	600m	400m	200m
Section Times	1:12.60 [6] (0:13.51)	0:59.09 [2] (0:11.07)	0:48.02 [1] (0:11.61)	0:36.41 [1] (0:11.86)	0:24.55 [2] (0:11.85)	0:12.70 [2] (0:12.70)
Average Speed [km/h]	53.4	65.5	62.5	61.4	60.8	56.5
Top Speed [km/h]	67.2	67.2	63.6	62.6	62.3	60.1
Avg. Dist. to Rail [m]	6.5	2.9	1.8	1.6	2.5	1.8
Avg. Stride Freq. [Hz]	2.5	2.5	2.5	2.5	2.5	2.4
Avg. Stride Length [m]	5.9	7.1	6.9	6.9	6.9	6.6



- [ ] Ranking at each section and finish
- .-.- No data available at this section
- NA No data available



Horse/Jockey Name	Ole Bazzle
Final Rank	7
Fastest Section Time (Section)	0:11.24 (400m)
Top Speed [km/h] (Section)	65.4 (1000m)
Race State	Finished



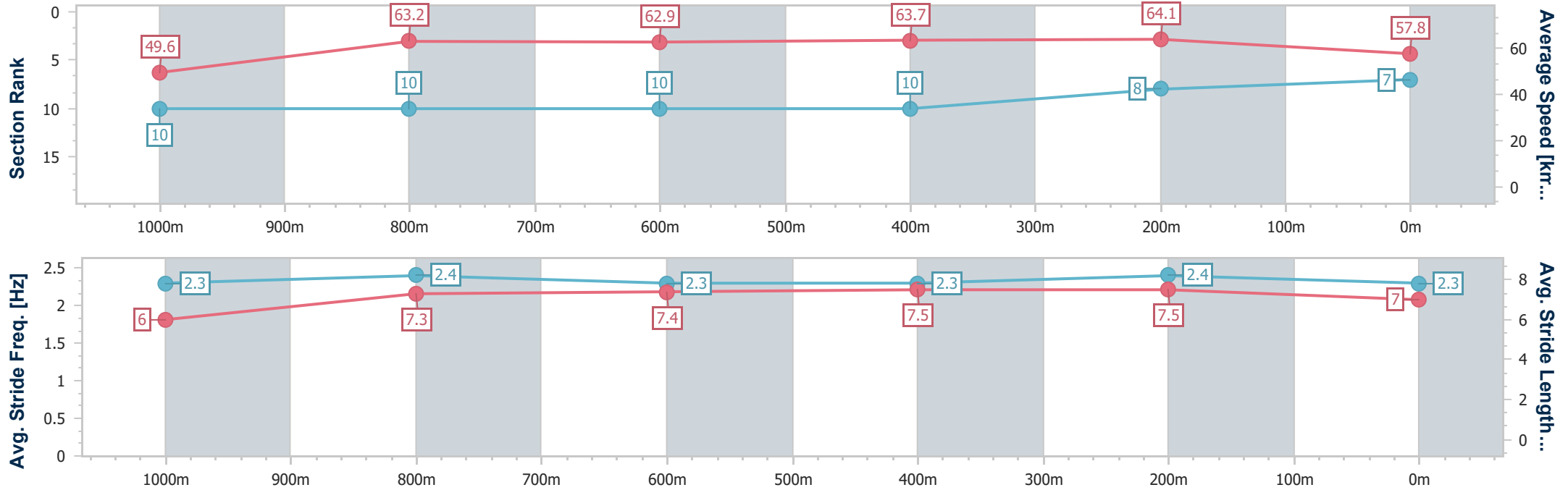
Sunshine Coast QLD Professional  
Race 8: TAB BENCHMARK 62 Handicap - 1200m



14 February 2025 - 21:09

Track Rating: Soft 6, Weather: Fine, Rail Position: +7m Entire

Section	Overall	1000m	800m	600m	400m	200m
Section Times	1:12.64 [7] (0:14.54)	0:58.10 [10] (0:11.45)	0:46.65 [10] (0:11.54)	0:35.11 [10] (0:11.41)	0:23.70 [10] (0:11.24)	0:12.46 [8] (0:12.46)
Average Speed [km/h]	49.6	63.2	62.9	63.7	64.1	57.8
Top Speed [km/h]	64.8	65.4	63.7	64.0	65.1	61.9
Avg. Dist. to Rail [m]	8.6	1.9	1.3	1.0	4.2	7.8
Avg. Stride Freq. [Hz]	2.3	2.4	2.3	2.3	2.4	2.3
Avg. Stride Length [m]	6.0	7.3	7.4	7.5	7.5	7.0



- [ ] Ranking at each section and finish
- .-.- No data available at this section
- NA No data available





Horse/Jockey Name	Chilliwick
Final Rank	8
Fastest Section Time (Section)	0:11.43 (1000m)
Top Speed [km/h] (Section)	65.2 (1000m)
Race State	Finished



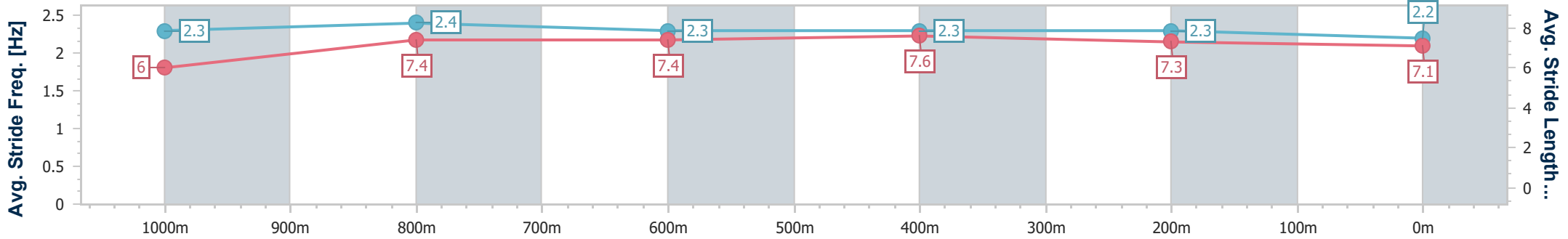
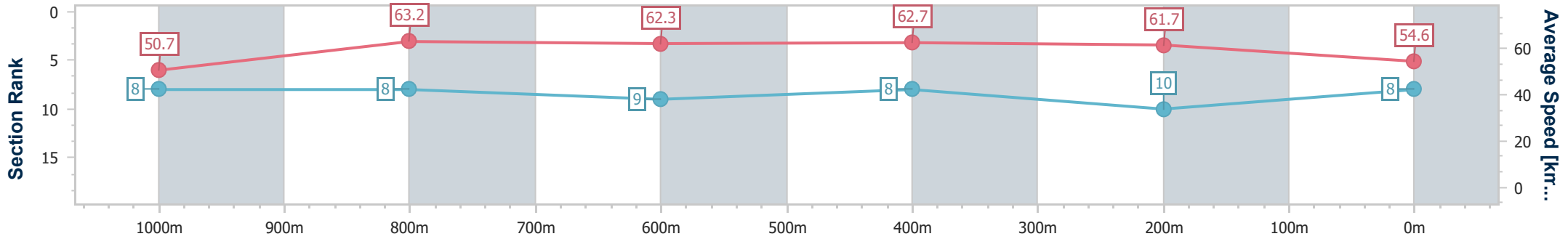
Sunshine Coast QLD Professional  
Race 8: TAB BENCHMARK 62 Handicap - 1200m



14 February 2025 - 21:09

Track Rating: Soft 6, Weather: Fine, Rail Position: +7m Entire

Section	Overall	1000m	800m	600m	400m	200m
Section Times	1:13.58 [8] (0:14.24)	0:59.34 [8] (0:11.43)	0:47.91 [8] (0:11.61)	0:36.30 [9] (0:11.50)	0:24.80 [8] (0:11.66)	0:13.14 [10] (0:13.14)
Average Speed [km/h]	50.7	63.2	62.3	62.7	61.7	54.6
Top Speed [km/h]	64.6	65.2	63.4	64.1	64.0	58.5
Avg. Dist. to Rail [m]	5.2	0.7	0.9	0.3	0.3	2.3
Avg. Stride Freq. [Hz]	2.3	2.4	2.3	2.3	2.3	2.2
Avg. Stride Length [m]	6.0	7.4	7.4	7.6	7.3	7.1



- [ ] Ranking at each section and finish
- .-.- No data available at this section
- NA No data available



Horse/Jockey Name	Rideau
Final Rank	9
Fastest Section Time (Section)	0:11.24 (1000m)
Top Speed [km/h] (Section)	66.9 (Overall)
Race State	Finished



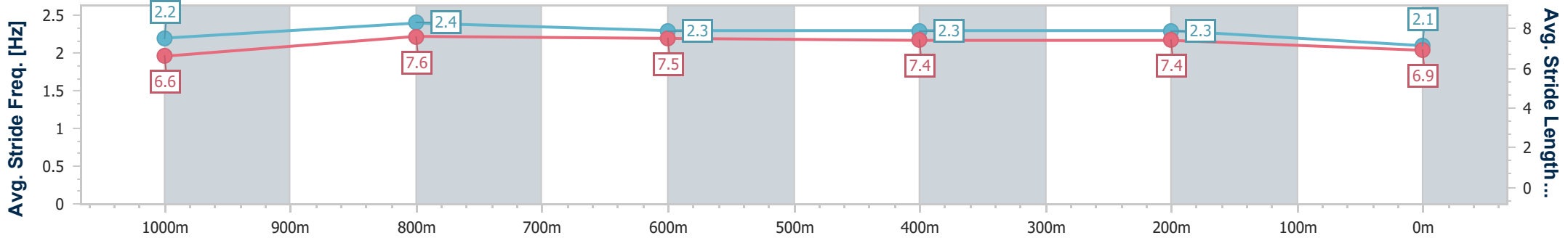
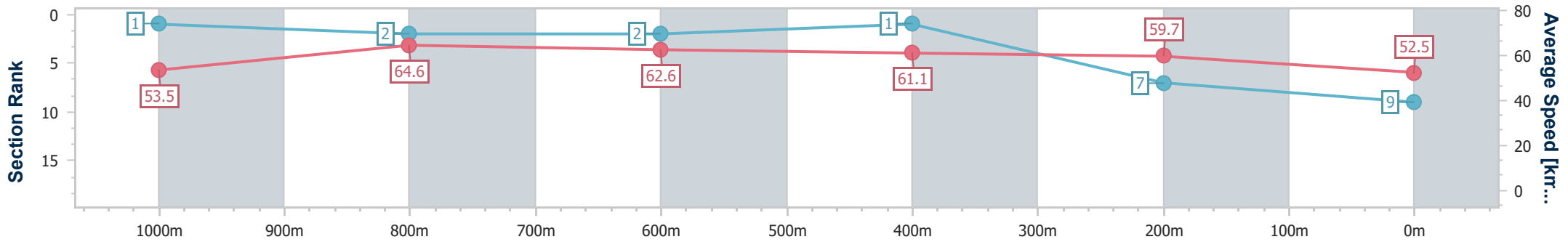
Sunshine Coast QLD Professional  
Race 8: TAB BENCHMARK 62 Handicap - 1200m



14 February 2025 - 21:09

Track Rating: Soft 6, Weather: Fine, Rail Position: +7m Entire

Section	Overall	1000m	800m	600m	400m	200m
Section Times	1:13.78 [9] (0:13.47)	1:00.31 [1] (0:11.24)	0:49.07 [2] (0:11.51)	0:37.56 [2] (0:11.82)	0:25.74 [1] (0:12.06)	0:13.68 [7] (0:13.68)
Average Speed [km/h]	53.5	64.6	62.6	61.1	59.7	52.5
Top Speed [km/h]	66.9	65.8	63.6	61.4	61.6	56.5
Avg. Dist. to Rail [m]	5.0	2.7	0.8	0.6	0.9	1.7
Avg. Stride Freq. [Hz]	2.2	2.4	2.3	2.3	2.3	2.1
Avg. Stride Length [m]	6.6	7.6	7.5	7.4	7.4	6.9



- [ ] Ranking at each section and finish
- .-.- No data available at this section
- NA No data available



Horse/Jockey Name	Zimo
Final Rank	10
Fastest Section Time (Section)	0:11.34 (1000m)
Top Speed [km/h] (Section)	64.6 (Overall)
Race State	Finished



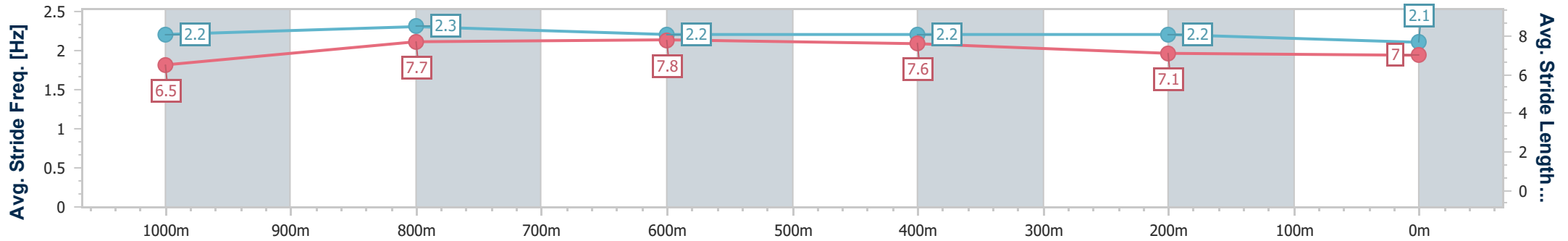
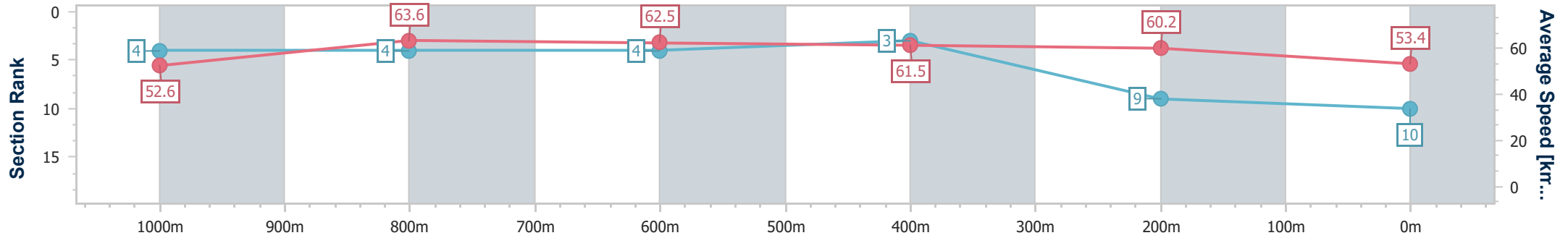
Sunshine Coast QLD Professional  
Race 8: TAB BENCHMARK 62 Handicap - 1200m



14 February 2025 - 21:09

Track Rating: Soft 6, Weather: Fine, Rail Position: +7m Entire

Section	Overall	1000m	800m	600m	400m	200m
Section Times	1:13.78 [10] (0:13.70)	1:00.08 [4] (0:11.34)	0:48.74 [4] (0:11.56)	0:37.18 [4] (0:11.70)	0:25.48 [3] (0:11.96)	0:13.52 [9] (0:13.52)
Average Speed [km/h]	52.6	63.6	62.5	61.5	60.2	53.4
Top Speed [km/h]	64.6	64.4	62.9	62.4	61.9	56.9
Avg. Dist. to Rail [m]	0.4	0.6	0.3	0.4	2.8	5.2
Avg. Stride Freq. [Hz]	2.2	2.3	2.2	2.2	2.2	2.1
Avg. Stride Length [m]	6.5	7.7	7.8	7.6	7.1	7.0



- [ ] Ranking at each section and finish
- .-.- No data available at this section
- NA No data available