



Aquis Park Gold Coast QLD Professional

Race 4: RPG AUSTRALIA SOCIAL CLUB BENCHMARK 62 Handicap - 2230m

15 February 2025 - 14:49



Track Rating: Soft 5, Weather: Overcast, Rail Position: +7m 800m-400m; +5m 400m-W/Post; +3m Remainder

Section		Overall	2000m	1800m	1600m	1400m	1200m	1000m	Last 600m					
Field Times		2:20.18 (0:15.63)	2:04.55 (0:11.51)	1:53.04 (0:12.55)	1:40.49 (0:13.03)	1:27.46 (0:12.75)	1:14.71 (0:12.48)	1:02.23 (0:12.64)	0:37.41					
Rank	TAB	Horse/Jockey	Barrier	Top Speed [km/h]	Fastest Section								Distance Travelled [m]	
1	14	AMALGAMATION Jai Williams	3	62.3	0:11.89	2:20.18 [1] (0:15.99)	2:04.19 [3] (0:11.89)	1:52.30 [5] (0:12.48)	1:39.82 [6] (0:12.98)	1:26.84 [6] (0:12.99)	1:13.85 [6] (0:12.59)	1:01.26 [7] (0:12.57)	0:36.63	
2	2	DEVOCEAN Dylan Turner	1	63.0	0:11.88	2:20.37 [2] (0:16.00)	2:04.37 [4] (0:11.88)	1:52.49 [4] (0:12.53)	1:39.96 [7] (0:12.97)	1:26.99 [7] (0:12.98)	1:14.01 [7] (0:12.44)	1:01.57 [6] (0:12.52)	0:37.09	-6
3	1	ROLLER COASTER Corey Sutherland	2	62.9	0:11.85	2:20.55 [3] (0:16.31)	2:04.24 [8] (0:11.85)	1:52.39 [8] (0:12.49)	1:39.90 [8] (0:12.96)	1:26.94 [8] (0:12.99)	1:13.95 [8] (0:12.54)	1:01.41 [9] (0:12.23)	0:37.29	+6
4	5	GIDDY GAN'S JOY Ryan Curatolo	5	62.6	0:11.85	2:20.59 [4] (0:16.05)	2:04.54 [6] (0:11.85)	1:52.69 [6] (0:12.26)	1:40.43 [4] (0:12.88)	1:27.55 [4] (0:12.85)	1:14.70 [3] (0:12.49)	1:02.21 [4] (0:12.58)	0:37.56	+3
5	12	MAGADAN Elione Chaves	10	62.9	0:11.77	2:20.85 [5] (0:16.74)	2:04.11 [9] (0:11.77)	1:52.34 [10] (0:12.44)	1:39.90 [9] (0:12.97)	1:26.93 [10] (0:12.92)	1:14.01 [10] (0:12.56)	1:01.45 [10] (0:12.31)	0:37.13	+2
6	6	RADEGAST Anthony Allen	6	63.9	0:11.78	2:21.02 [6] (0:15.93)	2:05.09 [2] (0:11.78)	1:53.31 [3] (0:12.47)	1:40.84 [5] (0:12.88)	1:27.96 [5] (0:12.98)	1:14.98 [5] (0:12.63)	1:02.35 [5] (0:12.63)	0:37.67	-6
7	11	FORUM ONE Luke Rolls	7	63.4	0:11.86	2:21.34 [7] (0:16.85)	2:04.49 [11] (0:11.86)	1:52.63 [11] (0:12.28)	1:40.35 [10] (0:12.75)	1:27.60 [9] (0:12.92)	1:14.68 [9] (0:12.46)	1:02.22 [8] (0:12.34)	0:37.87	-4
8	10	DECARBONISE Courtney Bellamy	4	67.1	0:11.59	2:21.39 [8] (0:16.01)	2:05.38 [5] (0:11.59)	1:53.79 [2] (0:12.48)	1:41.31 [3] (0:12.95)	1:28.36 [3] (0:12.89)	1:15.47 [4] (0:12.46)	1:03.01 [3] (0:12.57)	0:38.35	-7
9	15	BLUEPRINT Chelsea Baker	11	63.6	0:11.66	2:21.40 [9] (0:16.78)	2:04.62 [10] (0:11.66)	1:52.96 [9] (0:12.63)	1:40.33 [11] (0:13.02)	1:27.31 [11] (0:12.87)	1:14.44 [11] (0:12.56)	1:01.88 [11] (0:12.34)	0:37.41	-3
10	4	SECURITY ADVISOR Rob Thorburn	9	65.6	0:11.51	2:21.48 [10] (0:15.63)	2:05.85 [1] (0:11.51)	1:54.34 [1] (0:12.55)	1:41.79 [1] (0:13.03)	1:28.76 [1] (0:12.80)	1:15.96 [2] (0:12.47)	1:03.49 [2] (0:12.64)	0:38.71	-6

Scratched: Nitroglycerine (#16), Alecia (#9), Kovanos (#3), Imezaaki (#8), Tuqiri (#13), Watermelon (#7)

[] Ranking at each section and finish
 -:-:- No data available at this section
 NA No data available
 SCN Saddle cloth number
 DNF Did not finish
 DNT Did not track



Aquis Park Gold Coast QLD Professional
Race 4: RPG AUSTRALIA SOCIAL CLUB BENCHMARK 62 Handicap - 2230m
15 February 2025 - 14:49



Track Rating: Soft 5, Weather: Overcast, Rail Position: +7m 800m-400m; +5m 400m-W/Post; +3m Remainder

Section	Overall	2000m	1800m	1600m	1400m	1200m	1000m	Last 600m
Field Times	2:20.18 (0:15.63)	2:04.55 (0:11.51)	1:53.04 (0:12.55)	1:40.49 (0:13.03)	1:27.46 (0:12.75)	1:14.71 (0:12.48)	1:02.23 (0:12.64)	0:37.41

Rank	TAB	Horse/Jockey	Barrier	Top Speed [km/h]	Fastest Section	Overall	2000m	1800m	1600m	1400m	1200m	1000m	Last 600m	Distance Travelled [m]
11	17	CHIEF COMMAND	8	63.3	0:11.86	2:22.23 [11]	2:06.09 [7]	1:54.23 [7]	1:42.27 [2]	1:29.45 [2]	1:16.76 [1]	1:04.28 [1]	0:39.41	+0
		Jade Hampson		1800m	2000m	(0:16.14)	(0:11.86)	(0:11.96)	(0:12.82)	(0:12.69)	(0:12.48)	(0:12.64)		

Scratched: Nitroglycerine (#16), Alecia (#9), Kovanos (#3), Imezaaki (#8), Tuqiri (#13), Watermelon (#7)

[] Ranking at each section and finish
 -:-:- No data available at this section
 NA No data available

SCN Saddle cloth number
 DNF Did not finish
 DNT Did not track



Aquis Park Gold Coast QLD Professional
Race 4: RPG AUSTRALIA SOCIAL CLUB BENCHMARK 62 Handicap - 2230m
15 February 2025 - 14:49



Track Rating: Soft 5, Weather: Overcast, Rail Position: +7m 800m-400m; +5m 400m-W/Post; +3m Remainder

Section				800m	600m	400m	200m	Last 600m			
Field Times				0:49.59 (0:12.18)	0:37.41 (0:12.54)	0:24.87 (0:12.53)	0:12.34 (0:12.34)	0:37.41			
Rank	TAB	Horse/Jockey	Barrier	Top Speed [km/h]	Fastest Section			Margin	Distance Travelled [m]		
1	14	AMALGAMATION Jai Williams	3	62.3 Overall	0:11.89 2000m	0:48.69 [9] (0:12.06)	0:36.63 [9] (0:12.15)	0:24.48 [7] (0:12.14)	0:12.34 [1] (0:12.34)	2:20.18	0:36.63
2	2	DEVOCEAN Dylan Turner	1	63.0 Overall	0:11.88 2000m	0:49.05 [6] (0:11.96)	0:37.09 [6] (0:12.31)	0:24.78 [6] (0:12.43)	0:12.35 [4] (0:12.35)	1L	0:37.09 -6
3	1	ROLLER COASTER Corey Sutherland	2	62.9 Overall	0:11.85 2000m	0:49.18 [7] (0:11.89)	0:37.29 [5] (0:12.15)	0:25.14 [2] (0:12.49)	0:12.65 [2] (0:12.65)	2L	0:37.29 +6
4	5	GIDDY GAN'S JOY Ryan Curatolo	5	62.6 2000m	0:11.85 2000m	0:49.63 [4] (0:12.07)	0:37.56 [3] (0:12.40)	0:25.16 [4] (0:12.50)	0:12.66 [3] (0:12.66)	2.2L	0:37.56 +3
5	12	MAGADAN Elione Chaves	10	62.9 2000m	0:11.77 2000m	0:49.14 [10] (0:12.01)	0:37.13 [10] (0:12.21)	0:24.92 [10] (0:12.24)	0:12.68 [5] (0:12.68)	3.7L	0:37.13 +2
6	6	RADEGAST Anthony Allen	6	63.9 Overall	0:11.78 2000m	0:49.72 [5] (0:12.05)	0:37.67 [7] (0:12.38)	0:25.29 [8] (0:12.60)	0:12.69 [7] (0:12.69)	4.5L	0:37.67 -6
7	11	FORUM ONE Luke Rolls	7	63.4 2000m	0:11.86 2000m	0:49.88 [8] (0:12.01)	0:37.87 [8] (0:12.37)	0:25.50 [9] (0:12.62)	0:12.88 [9] (0:12.88)	6.3L	0:37.87 -4
8	10	DECARBONISE Courtney Bellamy	4	67.1 2000m	0:11.59 2000m	0:50.44 [3] (0:12.09)	0:38.35 [4] (0:12.49)	0:25.86 [5] (0:12.91)	0:12.95 [8] (0:12.95)	6.5L	0:38.35 -7
9	15	BLUEPRINT Chelsea Baker	11	63.6 2000m	0:11.66 2000m	0:49.54 [11] (0:12.13)	0:37.41 [11] (0:12.11)	0:25.30 [11] (0:12.58)	0:12.72 [11] (0:12.72)	6.6L	0:37.41 -3
10	4	SECURITY ADVISOR Rob Thorburn	9	65.6 2000m	0:11.51 2000m	0:50.85 [2] (0:12.14)	0:38.71 [1] (0:12.54)	0:26.17 [1] (0:12.95)	0:13.22 [6] (0:13.22)	7L	0:38.71 -6

Scratched: Nitroglycerine (#16), Alecia (#9), Kovanos (#3), Imezaaki (#8), Tuqiri (#13), Watermelon (#7)

[] Ranking at each section and finish
 -:-:- No data available at this section
 NA No data available
 SCN Saddle cloth number
 DNF Did not finish
 DNT Did not track



Aquis Park Gold Coast QLD Professional
Race 4: RPG AUSTRALIA SOCIAL CLUB BENCHMARK 62 Handicap - 2230m
15 February 2025 - 14:49



Track Rating: Soft 5, Weather: Overcast, Rail Position: +7m 800m-400m; +5m 400m-W/Post; +3m Remainder

Section	800m	600m	400m	200m	Last 600m
Field Times	0:49.59 (0:12.18)	0:37.41 (0:12.54)	0:24.87 (0:12.53)	0:12.34 (0:12.34)	0:37.41

Rank	TAB	Horse/Jockey	Barrier	Top Speed [km/h]	Fastest Section	Margin	Distance Travelled [m]
11	17	CHIEF COMMAND	8	63.3	0:11.86	0:51.64 [1]	0:39.41 [2]
		Jade Hampson		1800m	2000m	0:12.23	0:12.61
						0:26.80 [3]	0:13.66 [10]
						11.3L	0:39.41
							+0

Scratched: Nitroglycerine (#16), Alecia (#9), Kovanos (#3), Imezaaki (#8), Tuqiri (#13), Watermelon (#7)

[] Ranking at each section and finish
 -:-:-:- No data available at this section
 NA No data available

SCN Saddle cloth number
 DNF Did not finish
 DNT Did not track



Horse/Jockey Name	Amalgamation
Final Rank	1
Fastest Section Time (Section)	0:11.89 (2000m)
Top Speed [km/h] (Section)	62.3 (Overall)
Race State	Finished



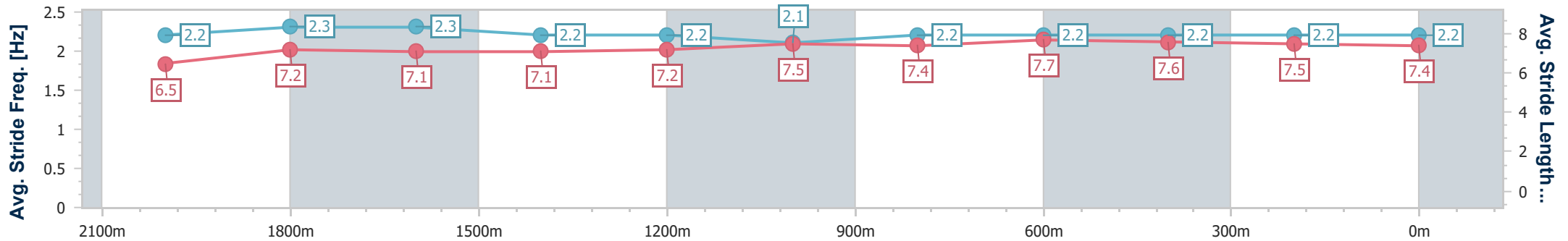
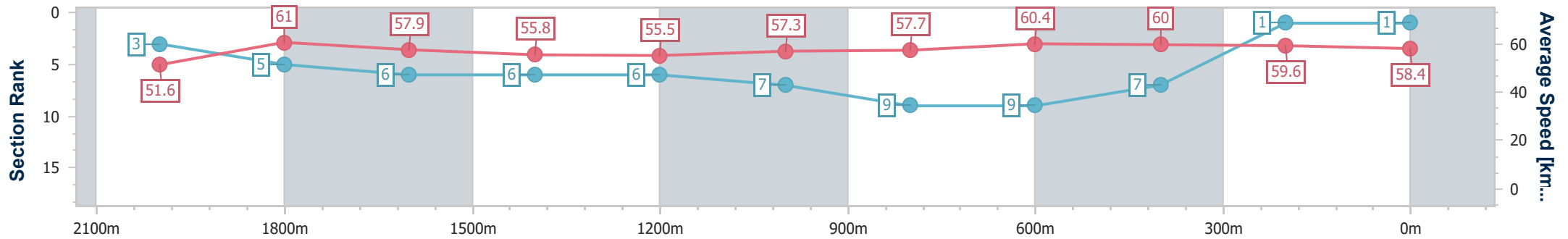
Aquis Park Gold Coast QLD Professional
 Race 4: RPG AUSTRALIA SOCIAL CLUB BENCHMARK 62
 Handicap - 2230m



15 February 2025 - 14:49

Track Rating: Soft 5, Weather: Overcast, Rail Position: +7m 800m-400m; +5m 400m-W/Post; +3m Remainder

Section	Overall	2000m	1800m	1600m	1400m	1200m	1000m	800m	600m	400m	200m
Section Times	2:20.18 [1] (0:15.99)	2:04.19 [3] (0:11.89)	1:52.30 [5] (0:12.48)	1:39.82 [6] (0:12.98)	1:26.84 [6] (0:12.99)	1:13.85 [6] (0:12.59)	1:01.26 [7] (0:12.57)	0:48.69 [9] (0:12.06)	0:36.63 [9] (0:12.15)	0:24.48 [7] (0:12.14)	0:12.34 [1] (0:12.34)
Average Speed [km/h]	51.6	61.0	57.9	55.8	55.5	57.3	57.7	60.4	60.0	59.6	58.4
Top Speed [km/h]	62.3	62.1	59.1	57.1	56.8	58.1	58.5	62.2	62.2	60.7	59.1
Avg. Dist. to Rail [m]	3.4	2.2	0.5	1.4	2.0	2.2	1.8	2.1	2.9	4.3	3.3
Avg. Stride Freq. [Hz]	2.2	2.3	2.3	2.2	2.2	2.1	2.2	2.2	2.2	2.2	2.2
Avg. Stride Length [m]	6.5	7.2	7.1	7.1	7.2	7.5	7.4	7.7	7.6	7.5	7.4



- [] Ranking at each section and finish
- .-.- No data available at this section
- NA No data available



Horse/Jockey Name	Devocean
Final Rank	2
Fastest Section Time (Section)	0:11.88 (2000m)
Top Speed [km/h] (Section)	63.0 (Overall)
Race State	Finished



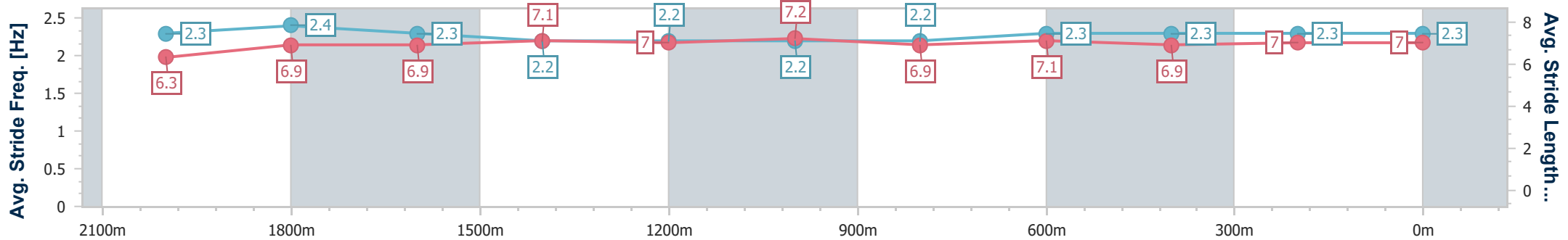
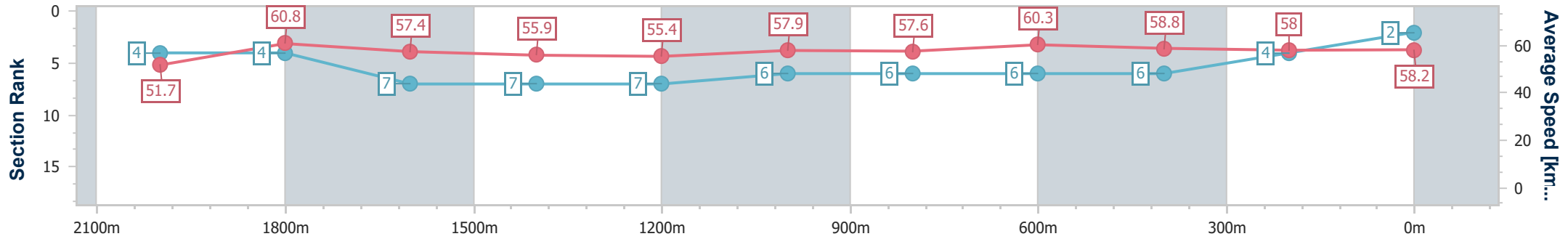
Aquis Park Gold Coast QLD Professional
 Race 4: RPG AUSTRALIA SOCIAL CLUB BENCHMARK 62
 Handicap - 2230m



15 February 2025 - 14:49

Track Rating: Soft 5, Weather: Overcast, Rail Position: +7m 800m-400m; +5m 400m-W/Post; +3m Remainder

Section	Overall	2000m	1800m	1600m	1400m	1200m	1000m	800m	600m	400m	200m
Section Times	2:20.37 [2] (0:16.00)	2:04.37 [4] (0:11.88)	1:52.49 [4] (0:12.53)	1:39.96 [7] (0:12.97)	1:26.99 [7] (0:12.98)	1:14.01 [7] (0:12.44)	1:01.57 [6] (0:12.52)	0:49.05 [6] (0:11.96)	0:37.09 [6] (0:12.31)	0:24.78 [6] (0:12.43)	0:12.35 [4] (0:12.35)
Average Speed [km/h]	51.7	60.8	57.4	55.9	55.4	57.9	57.6	60.3	58.8	58.0	58.2
Top Speed [km/h]	63.0	63.0	58.7	57.2	56.2	58.3	58.3	60.7	60.4	59.3	59.3
Avg. Dist. to Rail [m]	1.7	1.1	0.3	1.1	0.7	0.7	0.6	0.7	1.5	1.9	0.7
Avg. Stride Freq. [Hz]	2.3	2.4	2.3	2.2	2.2	2.2	2.2	2.3	2.3	2.3	2.3
Avg. Stride Length [m]	6.3	6.9	6.9	7.1	7.0	7.2	6.9	7.1	6.9	7.0	7.0



- [] Ranking at each section and finish
- .-.- No data available at this section
- NA No data available



Horse/Jockey Name	Roller Coaster
Final Rank	3
Fastest Section Time (Section)	0:11.85 (2000m)
Top Speed [km/h] (Section)	62.9 (Overall)
Race State	Finished



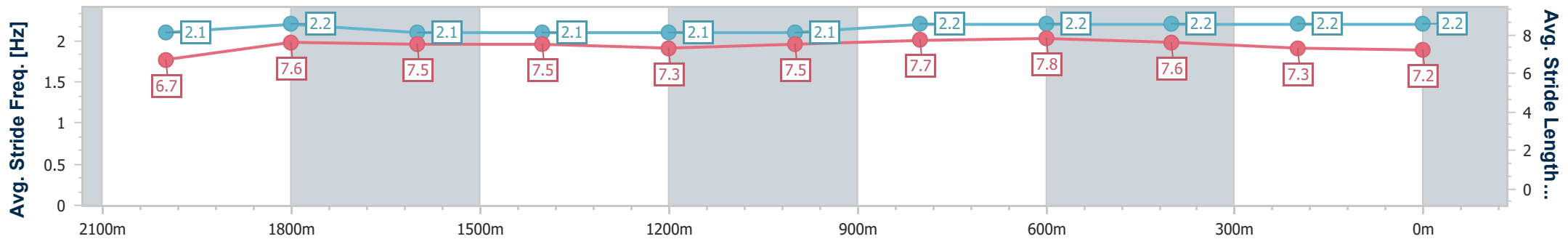
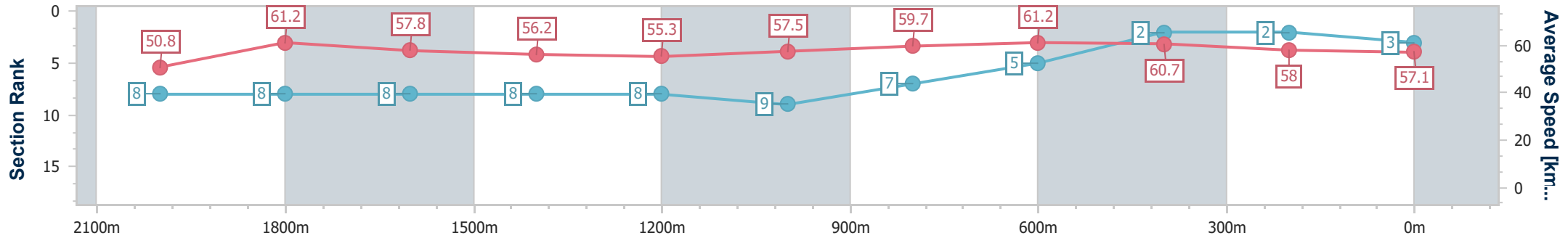
Aquis Park Gold Coast QLD Professional
Race 4: RPG AUSTRALIA SOCIAL CLUB BENCHMARK 62
Handicap - 2230m



15 February 2025 - 14:49

Track Rating: Soft 5, Weather: Overcast, Rail Position: +7m 800m-400m; +5m 400m-W/Post; +3m Remainder

Section	Overall	2000m	1800m	1600m	1400m	1200m	1000m	800m	600m	400m	200m
Section Times	2:20.55 [3] (0:16.31)	2:04.24 [8] (0:11.85)	1:52.39 [8] (0:12.49)	1:39.90 [8] (0:12.96)	1:26.94 [8] (0:12.99)	1:13.95 [8] (0:12.54)	1:01.41 [9] (0:12.23)	0:49.18 [7] (0:11.89)	0:37.29 [5] (0:12.15)	0:25.14 [2] (0:12.49)	0:12.65 [2] (0:12.65)
Average Speed [km/h]	50.8	61.2	57.8	56.2	55.3	57.5	59.7	61.2	60.7	58.0	57.1
Top Speed [km/h]	62.9	62.8	59.3	56.9	57.0	58.7	61.0	62.2	61.8	59.0	57.6
Avg. Dist. to Rail [m]	3.3	2.3	1.1	1.5	1.5	1.9	2.5	2.9	4.0	7.6	8.6
Avg. Stride Freq. [Hz]	2.1	2.2	2.1	2.1	2.1	2.1	2.2	2.2	2.2	2.2	2.2
Avg. Stride Length [m]	6.7	7.6	7.5	7.5	7.3	7.5	7.7	7.8	7.6	7.3	7.2



- [] Ranking at each section and finish
- .-.- No data available at this section
- NA No data available



Horse/Jockey Name	Giddy Gan's Joy
Final Rank	4
Fastest Section Time (Section)	0:11.85 (2000m)
Top Speed [km/h] (Section)	62.6 (2000m)
Race State	Finished



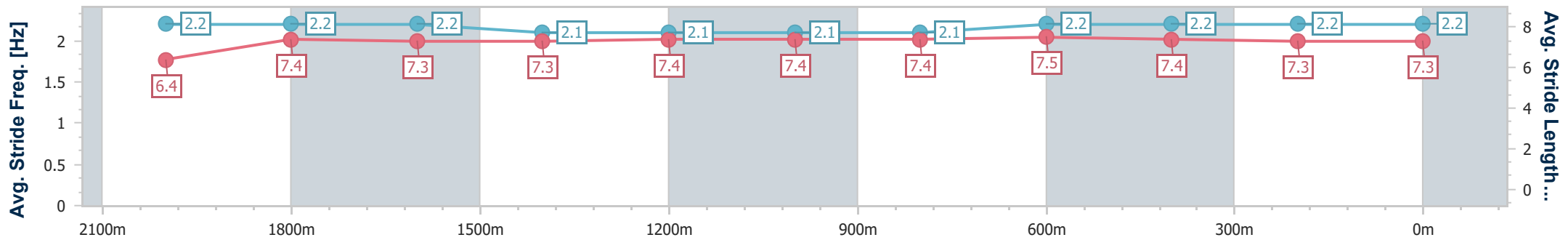
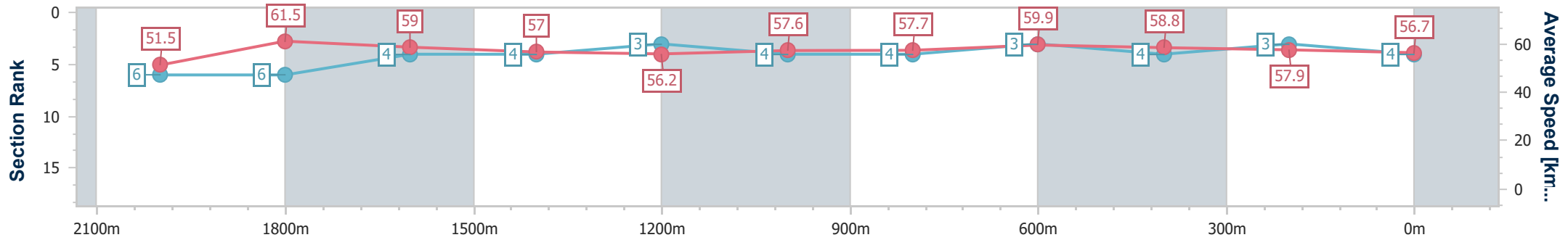
Aquis Park Gold Coast QLD Professional
Race 4: RPG AUSTRALIA SOCIAL CLUB BENCHMARK 62
Handicap - 2230m



15 February 2025 - 14:49

Track Rating: Soft 5, Weather: Overcast, Rail Position: +7m 800m-400m; +5m 400m-W/Post; +3m Remainder

Section	Overall	2000m	1800m	1600m	1400m	1200m	1000m	800m	600m	400m	200m
Section Times	2:20.59 [4] (0:16.05)	2:04.54 [6] (0:11.85)	1:52.69 [6] (0:12.26)	1:40.43 [4] (0:12.88)	1:27.55 [4] (0:12.85)	1:14.70 [3] (0:12.49)	1:02.21 [4] (0:12.58)	0:49.63 [4] (0:12.07)	0:37.56 [3] (0:12.40)	0:25.16 [4] (0:12.50)	0:12.66 [3] (0:12.66)
Average Speed [km/h]	51.5	61.5	59.0	57.0	56.2	57.6	57.7	59.9	58.8	57.9	56.7
Top Speed [km/h]	62.3	62.6	60.2	57.9	57.4	58.1	58.6	60.5	59.8	58.2	57.8
Avg. Dist. to Rail [m]	5.0	3.5	2.1	2.9	2.6	1.8	1.2	1.2	2.4	3.0	2.6
Avg. Stride Freq. [Hz]	2.2	2.2	2.2	2.1	2.1	2.1	2.1	2.2	2.2	2.2	2.2
Avg. Stride Length [m]	6.4	7.4	7.3	7.3	7.4	7.4	7.4	7.5	7.4	7.3	7.3



- [] Ranking at each section and finish
- .-.- No data available at this section
- NA No data available



Horse/Jockey Name	Magadan
Final Rank	5
Fastest Section Time (Section)	0:11.77 (2000m)
Top Speed [km/h] (Section)	62.9 (2000m)
Race State	Finished



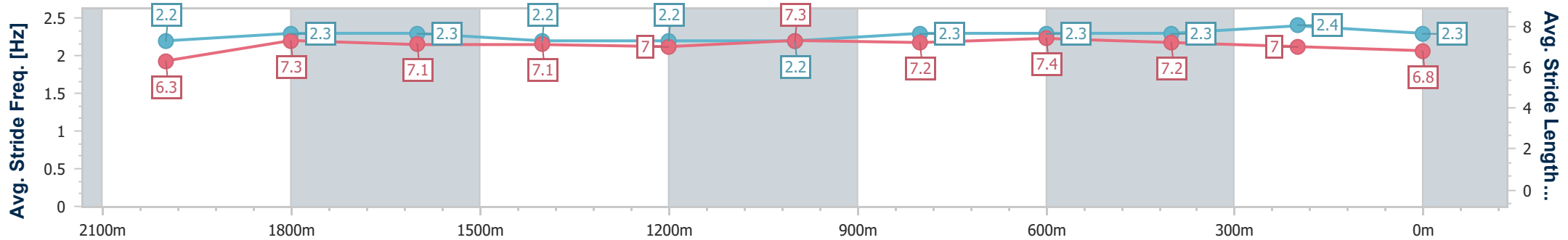
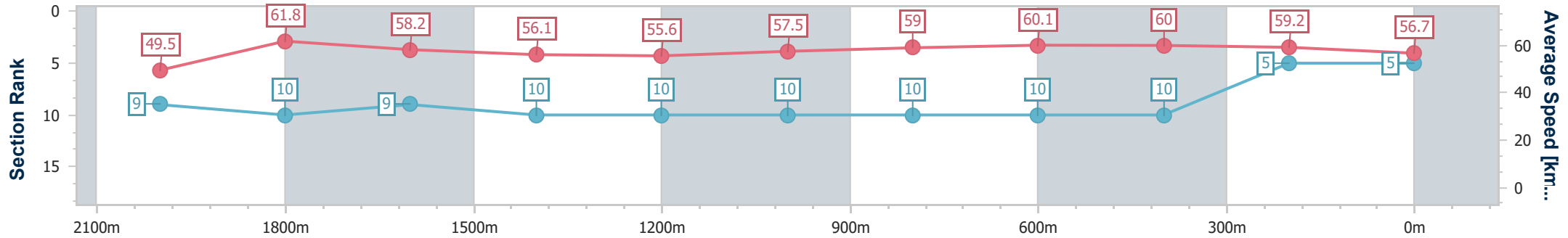
Aquis Park Gold Coast QLD Professional
Race 4: RPG AUSTRALIA SOCIAL CLUB BENCHMARK 62
Handicap - 2230m



15 February 2025 - 14:49

Track Rating: Soft 5, Weather: Overcast, Rail Position: +7m 800m-400m; +5m 400m-W/Post; +3m Remainder

Section	Overall	2000m	1800m	1600m	1400m	1200m	1000m	800m	600m	400m	200m	
Section Times	2:20.85 [5] (0:16.74)	2:04.11 [9] (0:11.77)	1:52.34 [10] (0:12.44)	1:39.90 [9] (0:12.97)	1:26.93 [10] (0:12.92)	1:14.01 [10] (0:12.56)	1:01.45 [10] (0:12.31)	0:49.14 [10] (0:12.01)	0:37.13 [10] (0:12.21)	0:24.92 [10] (0:12.24)	0:12.68 [5] (0:12.68)	
Average Speed [km/h]	49.5	61.8	58.2	56.1	55.6	57.5	59.0	60.1	60.0	59.2	56.7	
Top Speed [km/h]	62.0	62.9	60.3	57.4	56.9	58.9	60.8	62.2	61.8	60.5	58.5	
Avg. Dist. to Rail [m]	8.0	2.9	1.5	1.4	1.3	1.3	1.6	1.7	2.7	5.9	6.7	
Avg. Stride Freq. [Hz]	2.2	2.3	2.3	2.2	2.2	2.2	2.3	2.3	2.3	2.4	2.3	
Avg. Stride Length [m]	6.3	7.3	7.1	7.1	7.0	7.3	7.2	7.4	7.2	7.0	6.8	



- [] Ranking at each section and finish
- .-.- No data available at this section
- NA No data available



Horse/Jockey Name	Radegast
Final Rank	6
Fastest Section Time (Section)	0:11.78 (2000m)
Top Speed [km/h] (Section)	63.9 (Overall)
Race State	Finished



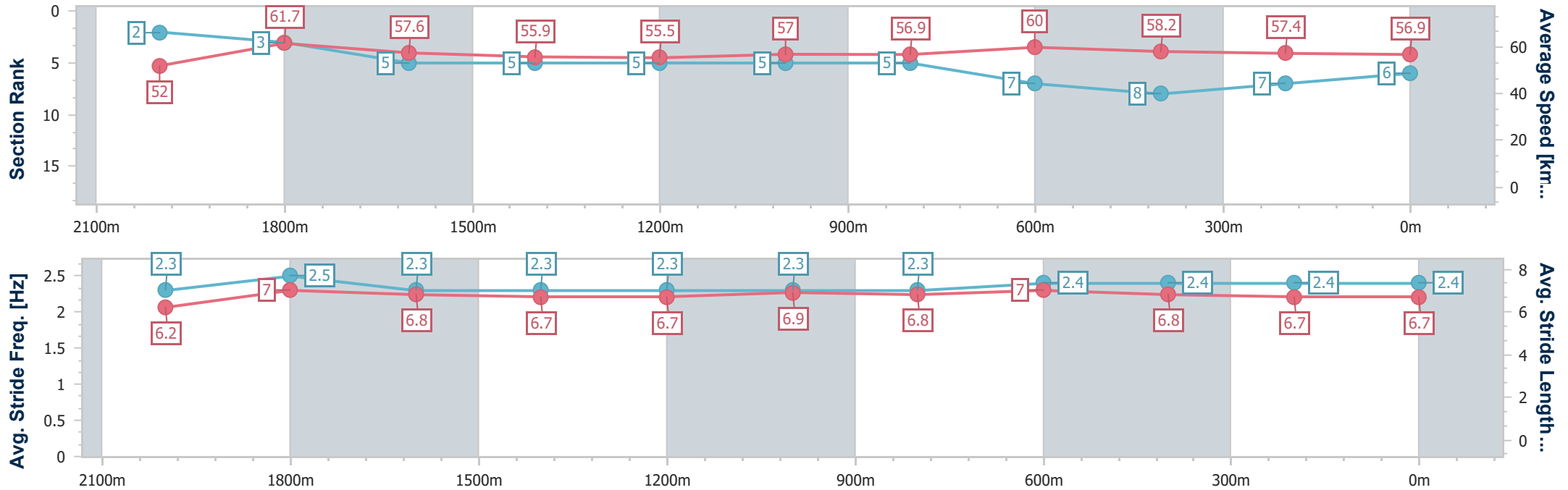
Aquis Park Gold Coast QLD Professional
 Race 4: RPG AUSTRALIA SOCIAL CLUB BENCHMARK 62
 Handicap - 2230m



15 February 2025 - 14:49

Track Rating: Soft 5, Weather: Overcast, Rail Position: +7m 800m-400m; +5m 400m-W/Post; +3m Remainder

Section	Overall	2000m	1800m	1600m	1400m	1200m	1000m	800m	600m	400m	200m
Section Times	2:21.02 [6] (0:15.93)	2:05.09 [2] (0:11.78)	1:53.31 [3] (0:12.47)	1:40.84 [5] (0:12.88)	1:27.96 [5] (0:12.98)	1:14.98 [5] (0:12.63)	1:02.35 [5] (0:12.63)	0:49.72 [5] (0:12.05)	0:37.67 [7] (0:12.38)	0:25.29 [8] (0:12.60)	0:12.69 [7] (0:12.69)
Average Speed [km/h]	52.0	61.7	57.6	55.9	55.5	57.0	56.9	60.0	58.2	57.4	56.9
Top Speed [km/h]	63.9	63.5	59.1	57.4	56.7	57.5	57.8	61.4	60.3	59.0	57.8
Avg. Dist. to Rail [m]	6.0	3.3	0.3	0.6	0.4	0.6	0.6	0.5	1.3	3.9	5.6
Avg. Stride Freq. [Hz]	2.3	2.5	2.3	2.3	2.3	2.3	2.3	2.4	2.4	2.4	2.4
Avg. Stride Length [m]	6.2	7.0	6.8	6.7	6.7	6.9	6.8	7.0	6.8	6.7	6.7



- [] Ranking at each section and finish
- .-.- No data available at this section
- NA No data available



Horse/Jockey Name	Forum One
Final Rank	7
Fastest Section Time (Section)	0:11.86 (2000m)
Top Speed [km/h] (Section)	63.4 (2000m)
Race State	Finished



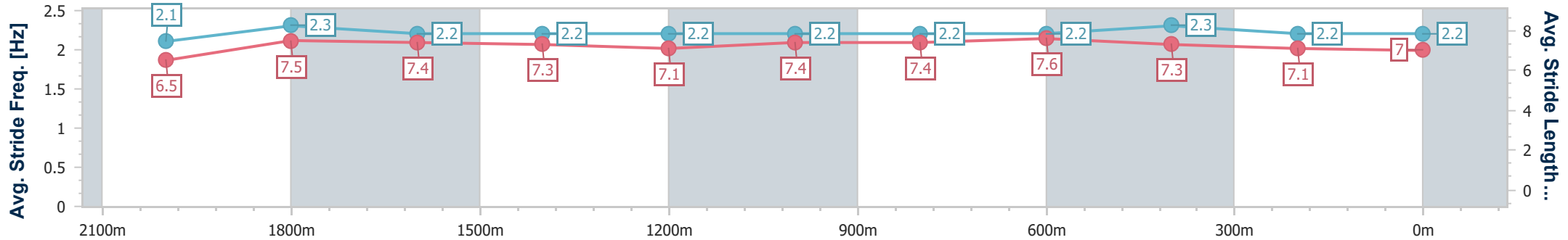
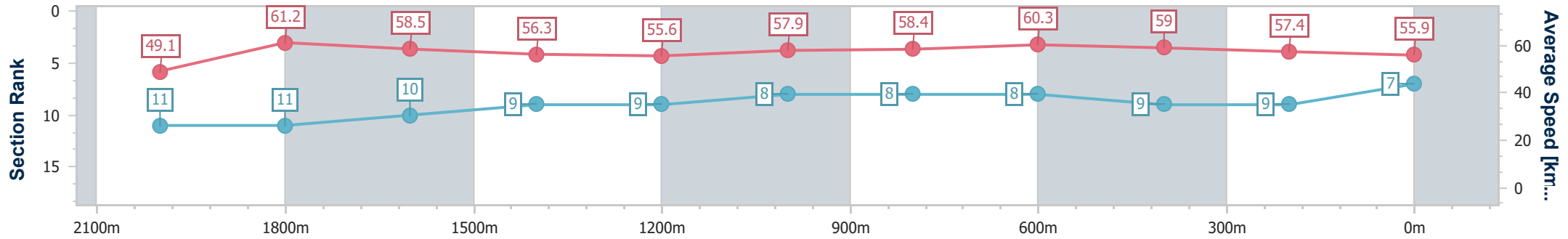
Aquis Park Gold Coast QLD Professional
Race 4: RPG AUSTRALIA SOCIAL CLUB BENCHMARK 62
Handicap - 2230m



15 February 2025 - 14:49

Track Rating: Soft 5, Weather: Overcast, Rail Position: +7m 800m-400m; +5m 400m-W/Post; +3m Remainder

Section	Overall	2000m	1800m	1600m	1400m	1200m	1000m	800m	600m	400m	200m
Section Times	2:21.34 [7] (0:16.85)	2:04.49 [11] (0:11.86)	1:52.63 [11] (0:12.28)	1:40.35 [10] (0:12.75)	1:27.60 [9] (0:12.92)	1:14.68 [9] (0:12.46)	1:02.22 [8] (0:12.34)	0:49.88 [8] (0:12.01)	0:37.87 [8] (0:12.37)	0:25.50 [9] (0:12.62)	0:12.88 [9] (0:12.88)
Average Speed [km/h]	49.1	61.2	58.5	56.3	55.6	57.9	58.4	60.3	59.0	57.4	55.9
Top Speed [km/h]	61.9	63.4	60.4	57.7	56.9	59.0	59.3	61.4	60.4	58.0	57.2
Avg. Dist. to Rail [m]	5.6	2.4	0.5	0.6	0.3	0.3	0.7	1.7	2.8	3.7	4.3
Avg. Stride Freq. [Hz]	2.1	2.3	2.2	2.2	2.2	2.2	2.2	2.2	2.3	2.2	2.2
Avg. Stride Length [m]	6.5	7.5	7.4	7.3	7.1	7.4	7.4	7.6	7.3	7.1	7.0



- [] Ranking at each section and finish
- .-.- No data available at this section
- NA No data available



Horse/Jockey Name	Decarbonise
Final Rank	8
Fastest Section Time (Section)	0:11.59 (2000m)
Top Speed [km/h] (Section)	67.1 (2000m)
Race State	Finished



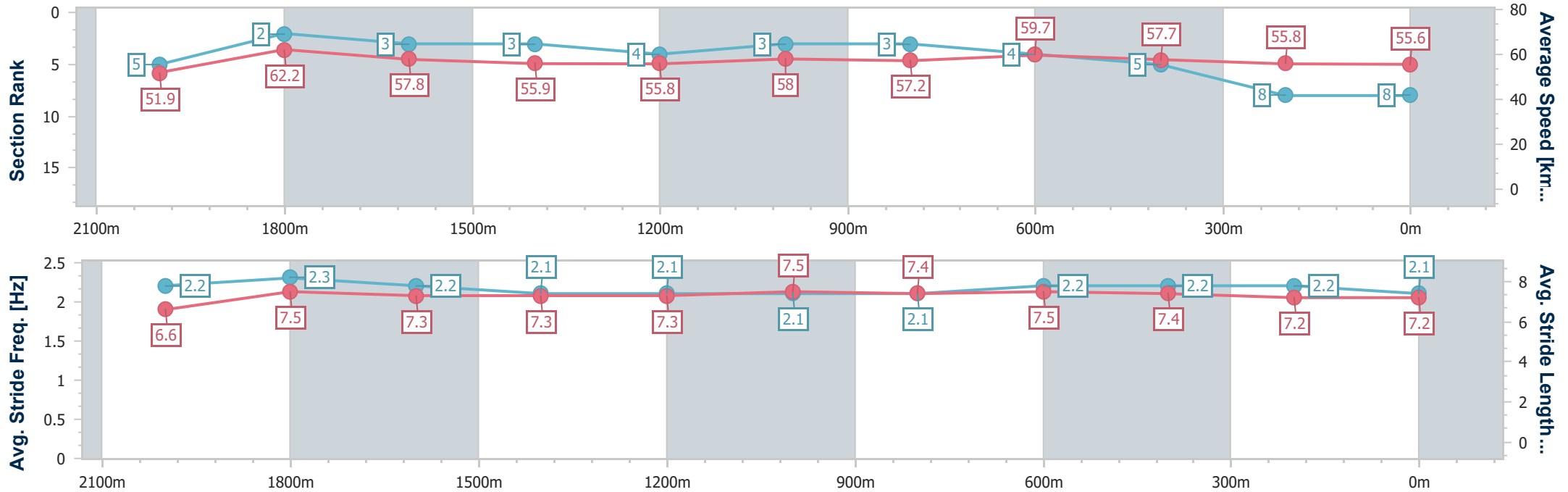
Aquis Park Gold Coast QLD Professional
Race 4: RPG AUSTRALIA SOCIAL CLUB BENCHMARK 62
Handicap - 2230m



15 February 2025 - 14:49

Track Rating: Soft 5, Weather: Overcast, Rail Position: +7m 800m-400m; +5m 400m-W/Post; +3m Remainder

Section	Overall	2000m	1800m	1600m	1400m	1200m	1000m	800m	600m	400m	200m
Section Times	2:21.39 [8] (0:16.01)	2:05.38 [5] (0:11.59)	1:53.79 [2] (0:12.48)	1:41.31 [3] (0:12.95)	1:28.36 [3] (0:12.89)	1:15.47 [4] (0:12.46)	1:03.01 [3] (0:12.57)	0:50.44 [3] (0:12.09)	0:38.35 [4] (0:12.49)	0:25.86 [5] (0:12.91)	0:12.95 [8] (0:12.95)
Average Speed [km/h]	51.9	62.2	57.8	55.9	55.8	58.0	57.2	59.7	57.7	55.8	55.6
Top Speed [km/h]	63.7	67.1	58.7	57.1	58.0	58.2	58.1	60.6	59.4	57.3	56.5
Avg. Dist. to Rail [m]	4.1	2.3	0.4	0.9	0.6	0.6	0.6	0.6	1.0	0.5	0.4
Avg. Stride Freq. [Hz]	2.2	2.3	2.2	2.1	2.1	2.1	2.1	2.2	2.2	2.2	2.1
Avg. Stride Length [m]	6.6	7.5	7.3	7.3	7.3	7.5	7.4	7.5	7.4	7.2	7.2



- [] Ranking at each section and finish
- .-.- No data available at this section
- NA No data available



Horse/Jockey Name	Blueprint
Final Rank	9
Fastest Section Time (Section)	0:11.66 (2000m)
Top Speed [km/h] (Section)	63.6 (2000m)
Race State	Finished



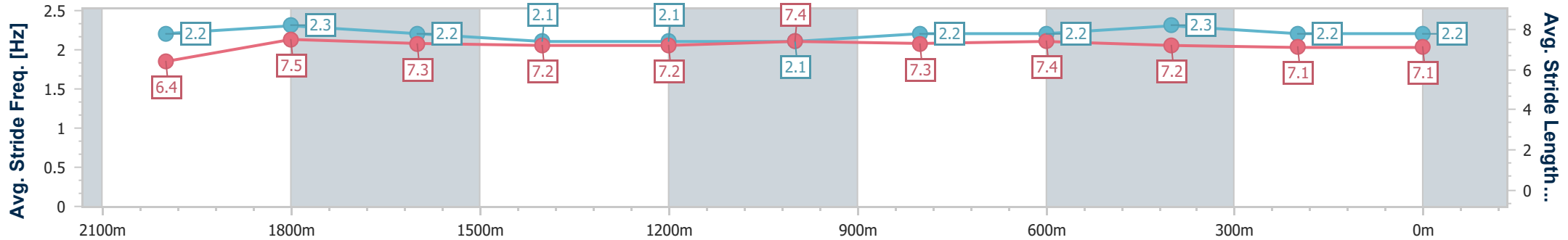
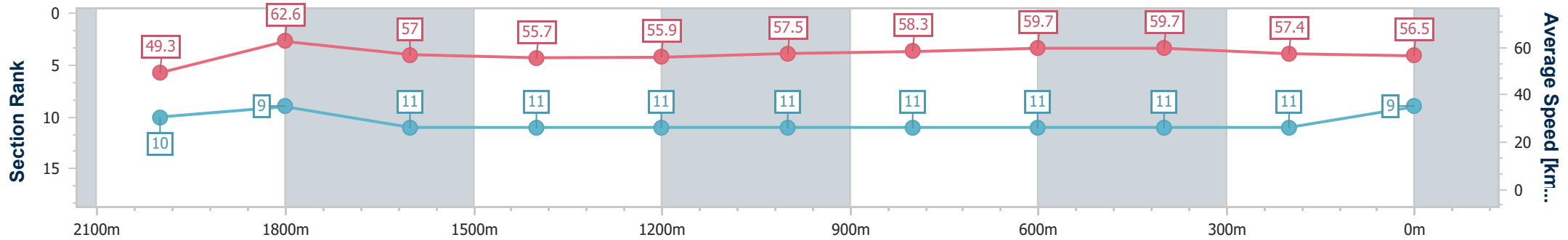
Aquis Park Gold Coast QLD Professional
Race 4: RPG AUSTRALIA SOCIAL CLUB BENCHMARK 62
Handicap - 2230m



15 February 2025 - 14:49

Track Rating: Soft 5, Weather: Overcast, Rail Position: +7m 800m-400m; +5m 400m-W/Post; +3m Remainder

Section	Overall	2000m	1800m	1600m	1400m	1200m	1000m	800m	600m	400m	200m		
Section Times	2:21.40 [9] (0:16.78)	2:04.62 [10] (0:11.66)	1:52.96 [9] (0:12.63)	1:40.33 [11] (0:13.02)	1:27.31 [11] (0:12.87)	1:14.44 [11] (0:12.56)	1:01.88 [11] (0:12.34)	0:49.54 [11] (0:12.13)	0:37.41 [11] (0:12.11)	0:25.30 [11] (0:12.58)	0:12.72 [11] (0:12.72)		
Average Speed [km/h]	49.3	62.6	57.0	55.7	55.9	57.5	58.3	59.7	59.7	57.4	56.5		
Top Speed [km/h]	62.7	63.6	59.5	56.1	57.2	58.8	61.2	60.7	60.2	59.0	57.6		
Avg. Dist. to Rail [m]	8.9	3.6	1.1	1.1	0.6	0.4	1.0	1.0	1.2	1.1	2.7		
Avg. Stride Freq. [Hz]	2.2	2.3	2.2	2.1	2.1	2.1	2.2	2.2	2.3	2.2	2.2		
Avg. Stride Length [m]	6.4	7.5	7.3	7.2	7.2	7.4	7.3	7.4	7.2	7.1	7.1		



- [] Ranking at each section and finish
- .-.- No data available at this section
- NA No data available



Horse/Jockey Name	Security Advisor
Final Rank	10
Fastest Section Time (Section)	0:11.51 (2000m)
Top Speed [km/h] (Section)	65.6 (2000m)
Race State	Finished



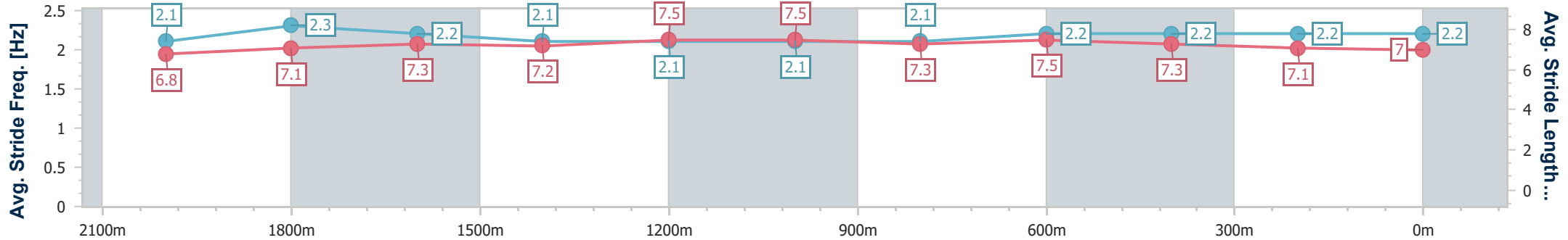
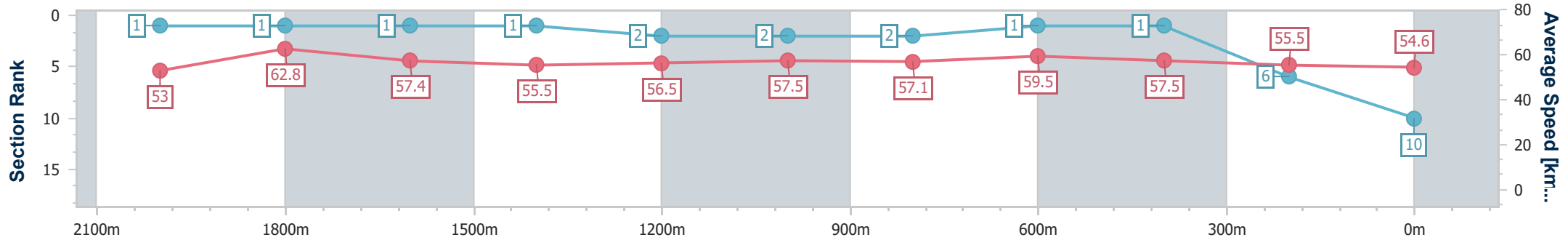
Aquis Park Gold Coast QLD Professional
Race 4: RPG AUSTRALIA SOCIAL CLUB BENCHMARK 62
Handicap - 2230m



15 February 2025 - 14:49

Track Rating: Soft 5, Weather: Overcast, Rail Position: +7m 800m-400m; +5m 400m-W/Post; +3m Remainder

Section	Overall	2000m	1800m	1600m	1400m	1200m	1000m	800m	600m	400m	200m		
Section Times	2:21.48 [10] (0:15.63)	2:05.85 [1] (0:11.51)	1:54.34 [1] (0:12.55)	1:41.79 [1] (0:13.03)	1:28.76 [1] (0:12.80)	1:15.96 [2] (0:12.47)	1:03.49 [2] (0:12.64)	0:50.85 [2] (0:12.14)	0:38.71 [1] (0:12.54)	0:26.17 [1] (0:12.95)	0:13.22 [6] (0:13.22)		
Average Speed [km/h]	53.0	62.8	57.4	55.5	56.5	57.5	57.1	59.5	57.5	55.5	54.6		
Top Speed [km/h]	65.5	65.6	59.3	57.6	57.5	58.0	58.6	60.3	58.8	56.1	55.4		
Avg. Dist. to Rail [m]	9.3	3.0	0.5	1.2	0.9	1.2	0.6	0.8	1.0	0.6	1.4		
Avg. Stride Freq. [Hz]	2.1	2.3	2.2	2.1	2.1	2.1	2.1	2.2	2.2	2.2	2.2		
Avg. Stride Length [m]	6.8	7.1	7.3	7.2	7.5	7.5	7.3	7.5	7.3	7.1	7.0		



- [] Ranking at each section and finish
- .-.- No data available at this section
- NA No data available



Horse/Jockey Name	Chief Command
Final Rank	11
Fastest Section Time (Section)	0:11.86 (2000m)
Top Speed [km/h] (Section)	63.3 (1800m)
Race State	Finished



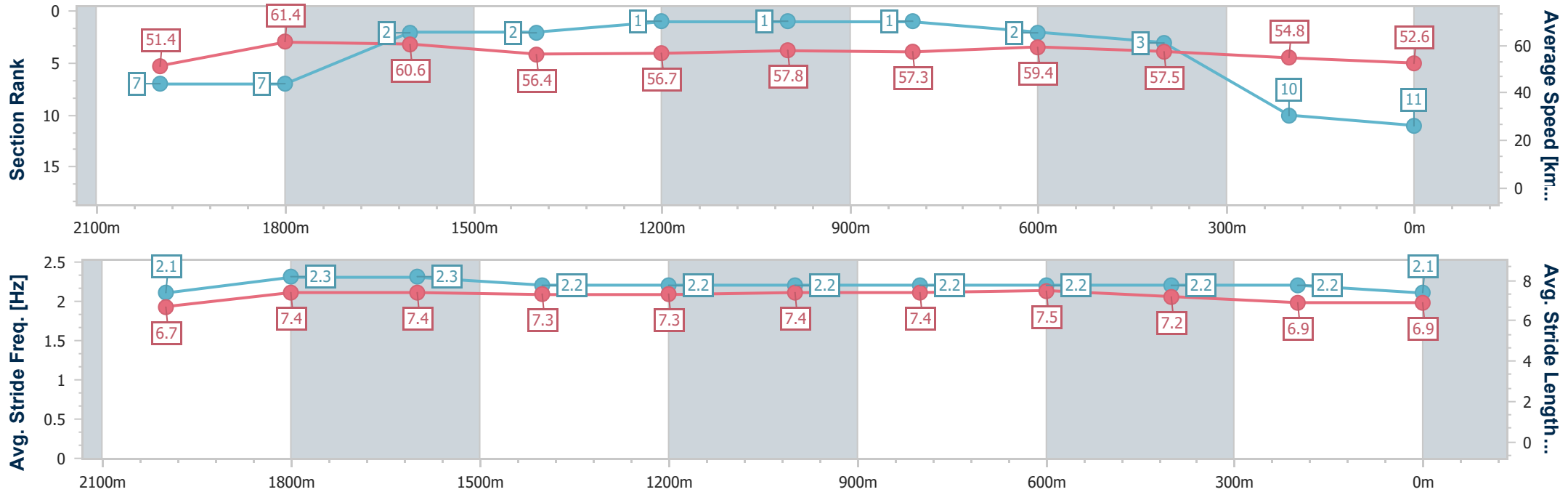
Aquis Park Gold Coast QLD Professional
Race 4: RPG AUSTRALIA SOCIAL CLUB BENCHMARK 62
Handicap - 2230m



15 February 2025 - 14:49

Track Rating: Soft 5, Weather: Overcast, Rail Position: +7m 800m-400m; +5m 400m-W/Post; +3m Remainder

Section	Overall	2000m	1800m	1600m	1400m	1200m	1000m	800m	600m	400m	200m
Section Times	2:22.23 [11] (0:16.14)	2:06.09 [7] (0:11.86)	1:54.23 [7] (0:11.96)	1:42.27 [2] (0:12.82)	1:29.45 [2] (0:12.69)	1:16.76 [1] (0:12.48)	1:04.28 [1] (0:12.64)	0:51.64 [1] (0:12.23)	0:39.41 [2] (0:12.61)	0:26.80 [3] (0:13.14)	0:13.66 [10] (0:13.66)
Average Speed [km/h]	51.4	61.4	60.6	56.4	56.7	57.8	57.3	59.4	57.5	54.8	52.6
Top Speed [km/h]	62.5	62.9	63.3	57.8	57.7	58.2	58.2	59.9	59.5	55.8	53.6
Avg. Dist. to Rail [m]	6.8	4.0	1.8	0.8	0.6	0.8	1.2	2.5	1.5	1.0	0.6
Avg. Stride Freq. [Hz]	2.1	2.3	2.3	2.2	2.2	2.2	2.2	2.2	2.2	2.2	2.1
Avg. Stride Length [m]	6.7	7.4	7.4	7.3	7.3	7.4	7.4	7.5	7.2	6.9	6.9



- [] Ranking at each section and finish
- .-.- No data available at this section
- NA No data available