



Aquis Park Gold Coast QLD Professional
Race 8: QUEENSLAND JEWEL RACEDAY 8TH MARCH BENCHMARK 60
Handicap - 1300m
15 February 2025 - 17:23



Track Rating: Soft 5, Weather: Overcast, Rail Position: +7m 800m-400m; +5m 400m-W/Post; +3m Remainder

Section		Overall	1200m	1000m	800m	600m	400m	Last 600m					
Field Times		1:17.78 (0:08.35)	1:09.43 (0:10.46)	0:58.97 (0:10.97)	0:48.00 (0:11.43)	0:36.57 (0:11.99)	0:24.58 (0:12.27)	0:36.57					
Rank	TAB	Horse/Jockey	Barrier	Top Speed [km/h]	Fastest Section						Distance Travelled [m]		
1	2	SCUD Corey Sutherland	4	68.3	0:08.51	1:17.78 [1] (0:08.51)	1:09.27 [6] (0:10.83)	0:58.44 [7] (0:11.27)	0:47.17 [9] (0:11.39)	0:35.78 [9] (0:11.81)	0:23.97 [8] (0:11.79)	0:35.78	
2	13	ROSE OF SHIRAZ Jaden Lloyd	10	69.5	0:08.47	1:17.94 [2] (0:08.47)	1:09.47 [2] (0:10.66)	0:58.81 [6] (0:11.09)	0:47.72 [6] (0:11.53)	0:36.19 [7] (0:11.99)	0:24.20 [7] (0:11.79)	0:36.19	+2
3	5	DON'T BE DRAMATIC Jade Hampson	6	71.6	0:08.50	1:18.31 [3] (0:08.50)	1:09.81 [5] (0:10.31)	0:59.50 [1] (0:10.97)	0:48.53 [1] (0:11.43)	0:37.10 [1] (0:11.99)	0:25.11 [1] (0:12.27)	0:37.10	-3
4	10	EXTESSIVE Courtney Bellamy	2	68.9	0:08.61	1:18.34 [4] (0:08.61)	1:09.73 [9] (0:10.79)	0:58.94 [9] (0:10.97)	0:47.97 [7] (0:11.38)	0:36.59 [6] (0:11.87)	0:24.72 [5] (0:12.00)	0:36.59	-7
5	1	MOST DAZZLING Olivia Kendal	8	67.6	0:08.65	1:18.53 [5] (0:08.65)	1:09.88 [10] (0:10.87)	0:59.01 [10] (0:11.12)	0:47.89 [10] (0:11.49)	0:36.40 [11] (0:11.93)	0:24.47 [11] (0:11.88)	0:36.40	-2
6	21	SINGULAR Luke Rolls	11	69.9	0:08.49	1:18.53 [6] (0:08.49)	1:10.04 [4] (0:10.56)	0:59.48 [5] (0:11.14)	0:48.34 [4] (0:11.43)	0:36.91 [4] (0:11.87)	0:25.04 [4] (0:12.11)	0:36.91	+2
7	12	BETTER YET Jai Williams	7	68.9	0:08.61	1:18.54 [7] (0:08.61)	1:09.93 [8] (0:10.73)	0:59.20 [8] (0:11.05)	0:48.15 [8] (0:11.53)	0:36.62 [8] (0:11.99)	0:24.63 [9] (0:11.98)	0:36.62	-2
8	6	MY DOG DIESEL Sariah Champkin	3	69.5	0:08.47	1:18.60 [8] (0:08.47)	1:10.13 [3] (0:10.52)	0:59.61 [3] (0:11.22)	0:48.39 [5] (0:11.49)	0:36.90 [5] (0:11.93)	0:24.97 [6] (0:12.14)	0:36.90	+0
9	14	DUNTRON LASS Rob Thorburn	9	70.3	0:08.35	1:18.85 [9] (0:08.35)	1:10.50 [1] (0:10.48)	1:00.02 [2] (0:11.06)	0:48.96 [2] (0:11.43)	0:37.53 [2] (0:12.03)	0:25.50 [2] (0:12.21)	0:37.53	-2
10	3	BOOM COURT Ryan Wiggins	1	71.3	0:08.54	1:19.61 [10] (0:08.54)	1:11.07 [7] (0:10.48)	1:00.59 [4] (0:11.05)	0:49.54 [3] (0:11.44)	0:38.10 [3] (0:11.93)	0:26.17 [3] (0:12.36)	0:38.10	-4

Scratched: Jenni Moreese (#22), Worthy Essgee (#23), Key Legend (#11), Burnett (#20), Exposition (#4), Selous (#7), West Cork (#8), Californian (#9), Capzinzi (#15), Critical Time (#17), Valetudo (#18), Grand



Aquis Park Gold Coast QLD Professional
Race 8: QUEENSLAND JEWEL RACEDAY 8TH MARCH BENCHMARK 60
Handicap - 1300m
15 February 2025 - 17:23



Track Rating: Soft 5, Weather: Overcast, Rail Position: +7m 800m-400m; +5m 400m-W/Post; +3m Remainder

Section	Overall	1200m	1000m	800m	600m	400m	Last 600m
Field Times	1:17.78 (0:08.35)	1:09.43 (0:10.46)	0:58.97 (0:10.97)	0:48.00 (0:11.43)	0:36.57 (0:11.99)	0:24.58 (0:12.27)	0:36.57

Rank	TAB	Horse/Jockey	Barrier	Top Speed [km/h]	Fastest Section	Overall	1200m	1000m	800m	600m	400m	Last 600m	Distance Travelled [m]
11	16	BANDIT	5	67.5	0:08.93	1:21.14 [11]	1:12.21 [11]	1:01.31 [11]	0:50.37 [11]	0:39.08 [10]	0:27.20 [10]	0:39.08	-7
		Jace McMurray		1200m	Overall	(0:08.93)	(0:10.90)	(0:10.94)	(0:11.29)	(0:11.88)	(0:12.45)		

Scratched: Jenni Moreese (#22), Worthy Essgee (#23), Key Legend (#11), Burnett (#20), Exposition (#4), Selous (#7), West Cork (#8), Californian (#9), Capzinzi (#15), Critical Time (#17), Valetudo (#18), Grand

[] Ranking at each section and finish
 -:-:- No data available at this section
 NA No data available

SCN Saddle cloth number
 DNF Did not finish
 DNT Did not track



Aquis Park Gold Coast QLD Professional
Race 8: QUEENSLAND JEWEL RACEDAY 8TH MARCH BENCHMARK 60
Handicap - 1300m
15 February 2025 - 17:23



Track Rating: Soft 5, Weather: Overcast, Rail Position: +7m 800m-400m; +5m 400m-W/Post; +3m Remainder

Section				200m				Last 600m	
Field Times				0:12.31 (0:12.31)				0:36.57	
Rank	TAB	Horse/Jockey	Barrier	Top Speed [km/h]	Fastest Section	Margin			Distance Travelled [m]
1	2	SCUD Corey Sutherland	4	68.3 1200m	0:08.51 Overall	0:12.18 [4] (0:12.18)	1:17.78		0:35.78
2	13	ROSE OF SHIRAZ Jaden Lloyd	10	69.5 1200m	0:08.47 Overall	0:12.41 [2] (0:12.41)	0.8L		0:36.19 +2
3	5	DON'T BE DRAMATIC Jade Hampson	6	71.6 1200m	0:08.50 Overall	0:12.84 [1] (0:12.84)	2.8L		0:37.10 -3
4	10	EXTESSIVE Courtney Bellamy	2	68.9 1200m	0:08.61 Overall	0:12.72 [6] (0:12.72)	2.9L		0:36.59 -7
5	1	MOST DAZZLING Olivia Kendal	8	67.6 1200m	0:08.65 Overall	0:12.59 [10] (0:12.59)	3.9L		0:36.40 -2
6	21	SINGULAR Luke Rolls	11	69.9 1200m	0:08.49 Overall	0:12.93 [4] (0:12.93)	4L		0:36.91 +2
7	12	BETTER YET Jai Williams	7	68.9 1200m	0:08.61 Overall	0:12.65 [9] (0:12.65)	4.1L		0:36.62 -2
8	6	MY DOG DIESEL Sariah Champkin	3	69.5 1200m	0:08.47 Overall	0:12.83 [7] (0:12.83)	4.3L		0:36.90 +0
9	14	DUNTRON LASS Rob Thorburn	9	70.3 1200m	0:08.35 Overall	0:13.29 [3] (0:13.29)	5.6L		0:37.53 -2
10	3	BOOM COURT Ryan Wiggins	1	71.3 1200m	0:08.54 Overall	0:13.81 [8] (0:13.81)	10.1L		0:38.10 -4

Scratched: Jenni Moreese (#22), Worthy Essgee (#23), Key Legend (#11), Burnett (#20), Exposition (#4), Selous (#7), West Cork (#8), Californian (#9), Capzinzi (#15), Critical Time (#17), Valetudo (#18), Grand

[] Ranking at each section and finish
 -:-:- No data available at this section
 NA No data available
 SCN Saddle cloth number
 DNF Did not finish
 DNT Did not track



Aquis Park Gold Coast QLD Professional
Race 8: QUEENSLAND JEWEL RACEDAY 8TH MARCH BENCHMARK 60
Handicap - 1300m
15 February 2025 - 17:23



Track Rating: Soft 5, Weather: Overcast, Rail Position: +7m 800m-400m; +5m 400m-W/Post; +3m Remainder

Section		200m		Last 600m		
Field Times		0:12.31 (0:12.31)		0:36.57		
Rank	TAB Horse/Jockey	Barrier	Top Speed [km/h]	Fastest Section	Margin	Distance Travelled [m]
11	16 BANDIT	5	67.5	0:08.93	0:14.75 [11]	18.9L
	Jace McMurray		1200m	Overall	(0:14.75)	
						0:39.08 -7

Scratched: Jenni Moreese (#22), Worthy Essgee (#23), Key Legend (#11), Burnett (#20), Exposition (#4), Selous (#7), West Cork (#8), Californian (#9), Capzinzi (#15), Critical Time (#17), Valetudo (#18), Grand

[] Ranking at each section and finish
 -:-:-:- No data available at this section
 NA No data available

SCN Saddle cloth number
 DNF Did not finish
 DNT Did not track



Horse/Jockey Name	Scud
Final Rank	1
Fastest Section Time (Section)	0:08.51 (Overall)
Top Speed [km/h] (Section)	68.3 (1200m)
Race State	Finished



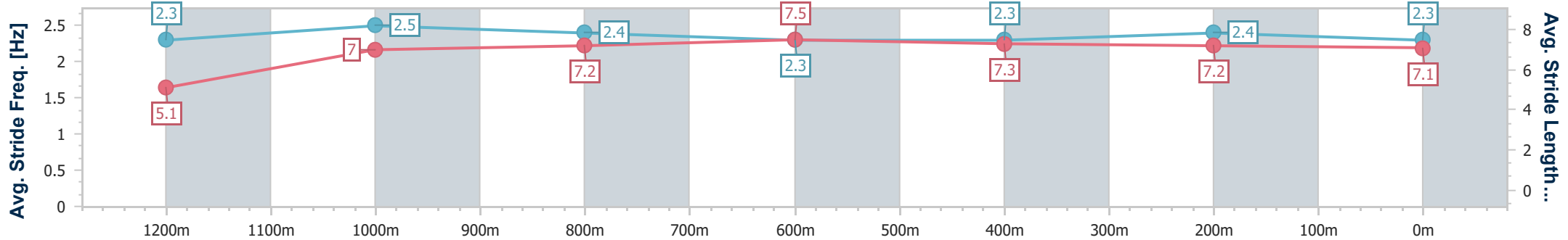
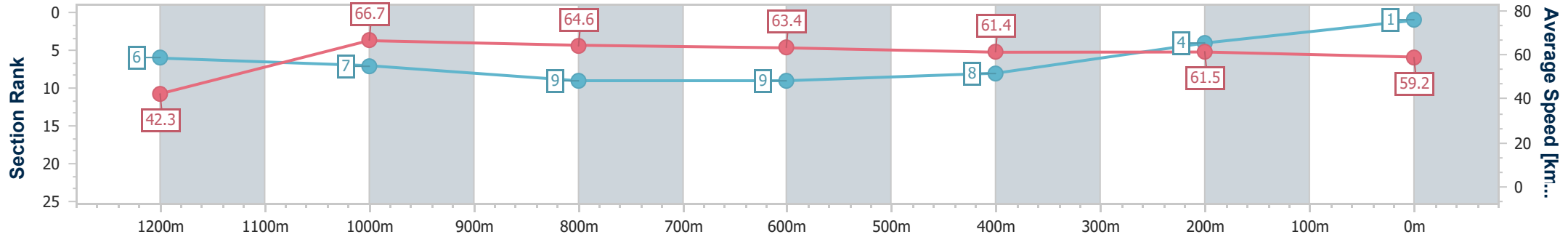
Aquis Park Gold Coast QLD Professional
Race 8: QUEENSLAND JEWEL RACEDAY 8TH MARCH
BENCHMARK 60 Handicap - 1300m



15 February 2025 - 17:23

Track Rating: Soft 5, Weather: Overcast, Rail Position: +7m 800m-400m; +5m 400m-W/Post; +3m Remainder

Section	Overall	1200m	1000m	800m	600m	400m	200m
Section Times	1:17.78 [1] (0:08.51)	1:09.27 [6] (0:10.83)	0:58.44 [7] (0:11.27)	0:47.17 [9] (0:11.39)	0:35.78 [9] (0:11.81)	0:23.97 [8] (0:11.79)	0:12.18 [4] (0:12.18)
Average Speed [km/h]	42.3	66.7	64.6	63.4	61.4	61.5	59.2
Top Speed [km/h]	64.3	68.3	66.8	64.7	62.7	62.3	61.0
Avg. Dist. to Rail [m]	6.5	3.0	2.2	1.2	1.5	7.9	10.5
Avg. Stride Freq. [Hz]	2.3	2.5	2.4	2.3	2.3	2.4	2.3
Avg. Stride Length [m]	5.1	7.0	7.2	7.5	7.3	7.2	7.1



- [] Ranking at each section and finish
- .-.- No data available at this section
- NA No data available



Horse/Jockey Name	Rose Of Shiraz
Final Rank	2
Fastest Section Time (Section)	0:08.47 (Overall)
Top Speed [km/h] (Section)	69.5 (1200m)
Race State	Finished



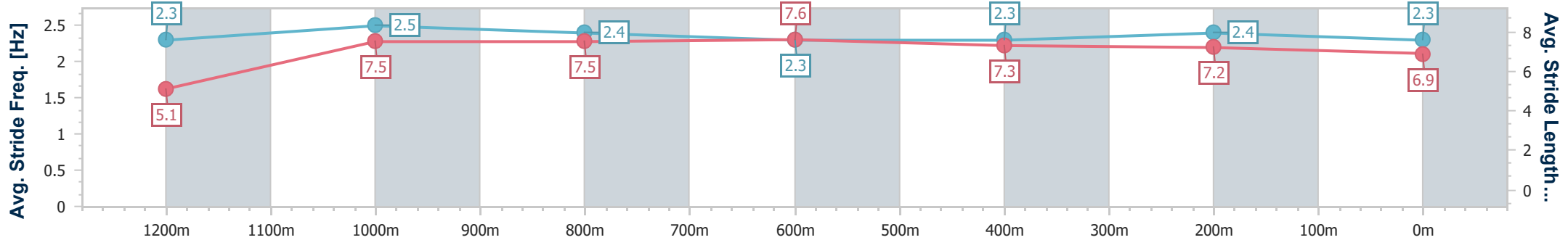
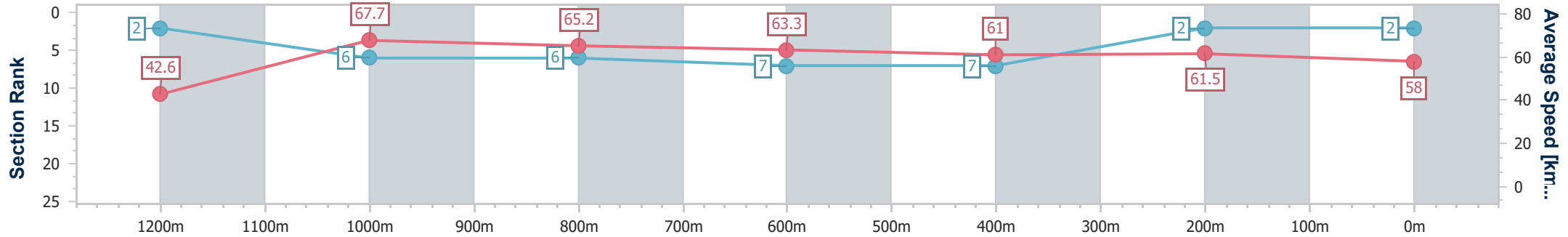
Aquis Park Gold Coast QLD Professional
Race 8: QUEENSLAND JEWEL RACEDAY 8TH MARCH
BENCHMARK 60 Handicap - 1300m



15 February 2025 - 17:23

Track Rating: Soft 5, Weather: Overcast, Rail Position: +7m 800m-400m; +5m 400m-W/Post; +3m Remainder

Section	Overall	1200m	1000m	800m	600m	400m	200m
Section Times	1:17.94 [2] (0:08.47)	1:09.47 [2] (0:10.66)	0:58.81 [6] (0:11.09)	0:47.72 [6] (0:11.53)	0:36.19 [7] (0:11.99)	0:24.20 [7] (0:11.79)	0:12.41 [2] (0:12.41)
Average Speed [km/h]	42.6	67.7	65.2	63.3	61.0	61.5	58.0
Top Speed [km/h]	64.1	69.5	67.4	65.1	62.4	62.6	60.5
Avg. Dist. to Rail [m]	11.6	5.2	1.6	3.1	3.4	6.6	7.1
Avg. Stride Freq. [Hz]	2.3	2.5	2.4	2.3	2.3	2.4	2.3
Avg. Stride Length [m]	5.1	7.5	7.5	7.6	7.3	7.2	6.9



- [] Ranking at each section and finish
- .-.- No data available at this section
- NA No data available



Horse/Jockey Name	Don't Be Dramatic
Final Rank	3
Fastest Section Time (Section)	0:08.50 (Overall)
Top Speed [km/h] (Section)	71.6 (1200m)
Race State	Finished



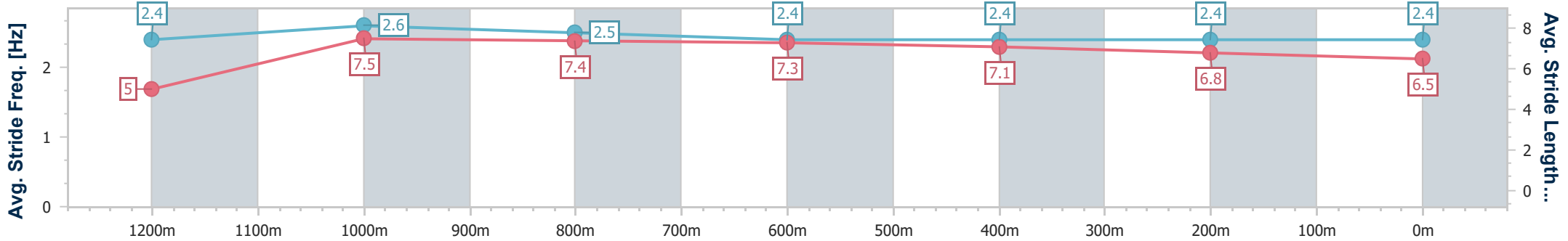
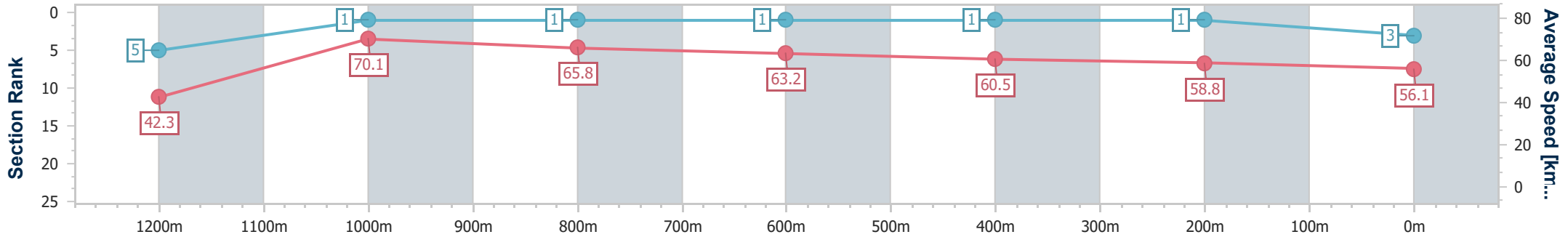
Aquis Park Gold Coast QLD Professional
 Race 8: QUEENSLAND JEWEL RACEDAY 8TH MARCH
 BENCHMARK 60 Handicap - 1300m



15 February 2025 - 17:23

Track Rating: Soft 5, Weather: Overcast, Rail Position: +7m 800m-400m; +5m 400m-W/Post; +3m Remainder

Section	Overall	1200m	1000m	800m	600m	400m	200m
Section Times	1:18.31 [3] (0:08.50)	1:09.81 [5] (0:10.31)	0:59.50 [1] (0:10.97)	0:48.53 [1] (0:11.43)	0:37.10 [1] (0:11.99)	0:25.11 [1] (0:12.27)	0:12.84 [1] (0:12.84)
Average Speed [km/h]	42.3	70.1	65.8	63.2	60.5	58.8	56.1
Top Speed [km/h]	66.1	71.6	69.6	65.2	61.8	59.5	58.3
Avg. Dist. to Rail [m]	8.2	4.0	1.4	1.0	1.2	3.2	4.8
Avg. Stride Freq. [Hz]	2.4	2.6	2.5	2.4	2.4	2.4	2.4
Avg. Stride Length [m]	5.0	7.5	7.4	7.3	7.1	6.8	6.5



- [] Ranking at each section and finish
- .-.- No data available at this section
- NA No data available



Horse/Jockey Name	Extensive
Final Rank	4
Fastest Section Time (Section)	0:08.61 (Overall)
Top Speed [km/h] (Section)	68.9 (1200m)
Race State	Finished



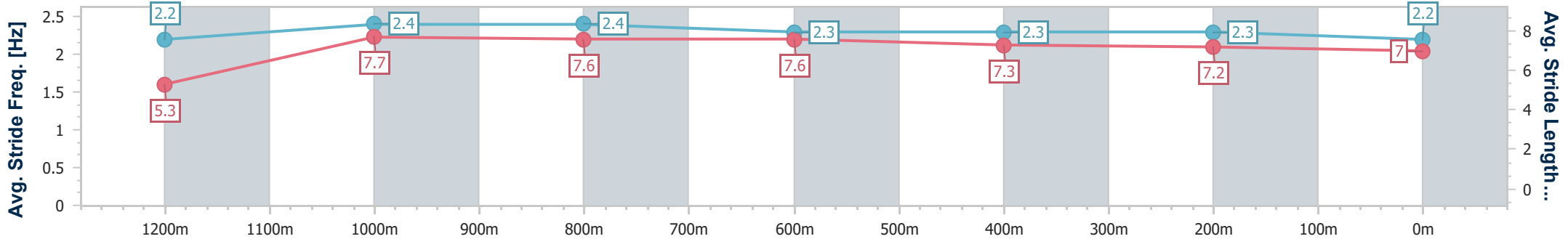
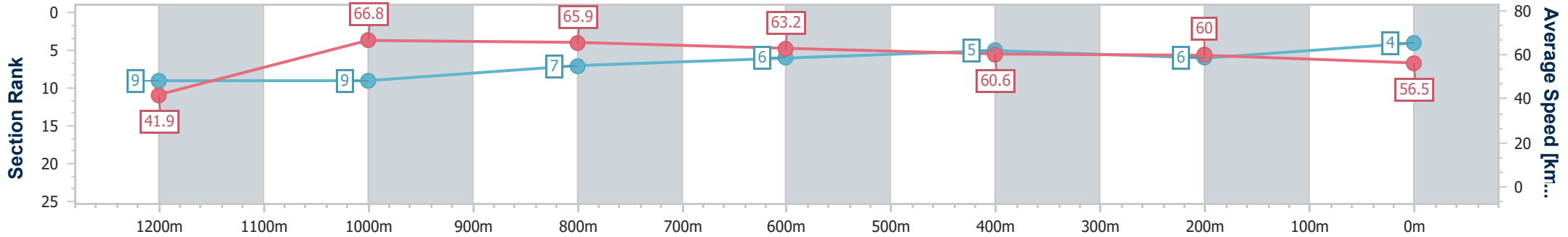
Aquis Park Gold Coast QLD Professional
 Race 8: QUEENSLAND JEWEL RACEDAY 8TH MARCH
 BENCHMARK 60 Handicap - 1300m



15 February 2025 - 17:23

Track Rating: Soft 5, Weather: Overcast, Rail Position: +7m 800m-400m; +5m 400m-W/Post; +3m Remainder

Section	Overall	1200m	1000m	800m	600m	400m	200m
Section Times	1:18.34 [4] (0:08.61)	1:09.73 [9] (0:10.79)	0:58.94 [9] (0:10.97)	0:47.97 [7] (0:11.38)	0:36.59 [6] (0:11.87)	0:24.72 [5] (0:12.00)	0:12.72 [6] (0:12.72)
Average Speed [km/h]	41.9	66.8	65.9	63.2	60.6	60.0	56.5
Top Speed [km/h]	64.2	68.9	67.9	64.3	62.0	61.0	58.8
Avg. Dist. to Rail [m]	4.9	1.5	0.7	0.4	0.5	0.3	1.6
Avg. Stride Freq. [Hz]	2.2	2.4	2.4	2.3	2.3	2.3	2.2
Avg. Stride Length [m]	5.3	7.7	7.6	7.6	7.3	7.2	7.0



- [] Ranking at each section and finish
- .-.- No data available at this section
- NA No data available



Horse/Jockey Name	Most Dazzling
Final Rank	5
Fastest Section Time (Section)	0:08.65 (Overall)
Top Speed [km/h] (Section)	67.6 (1200m)
Race State	Finished



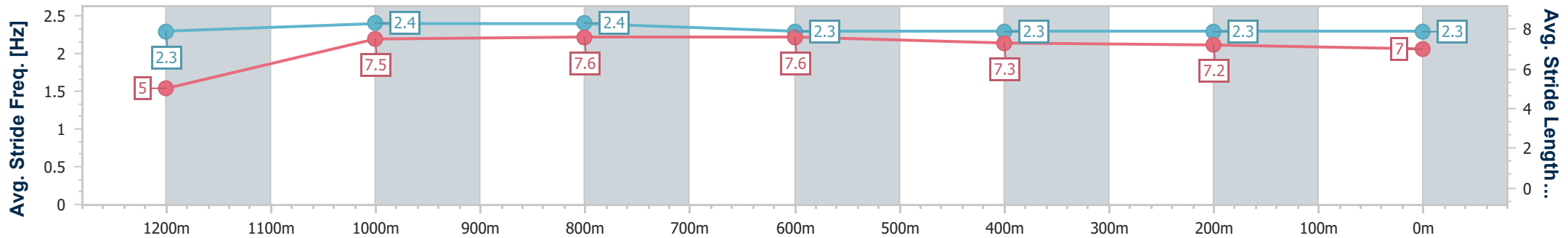
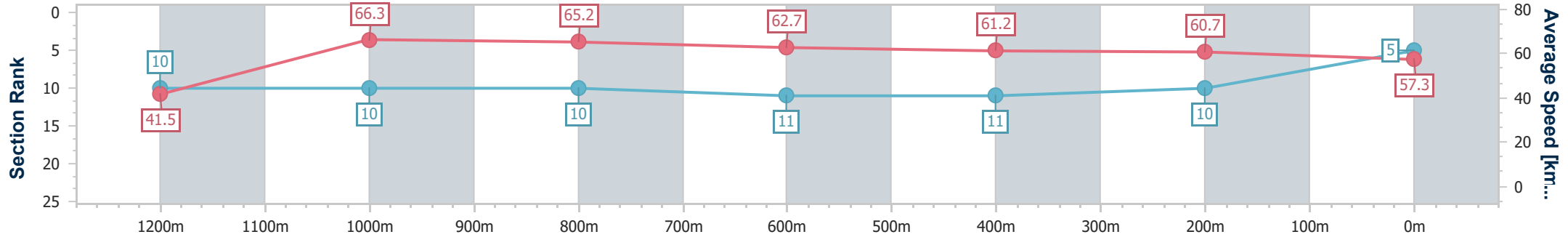
Aquis Park Gold Coast QLD Professional
Race 8: QUEENSLAND JEWEL RACEDAY 8TH MARCH
BENCHMARK 60 Handicap - 1300m



15 February 2025 - 17:23

Track Rating: Soft 5, Weather: Overcast, Rail Position: +7m 800m-400m; +5m 400m-W/Post; +3m Remainder

Section	Overall	1200m	1000m	800m	600m	400m	200m
Section Times	1:18.53 [5] (0:08.65)	1:09.88 [10] (0:10.87)	0:59.01 [10] (0:11.12)	0:47.89 [10] (0:11.49)	0:36.40 [11] (0:11.93)	0:24.47 [11] (0:11.88)	0:12.59 [10] (0:12.59)
Average Speed [km/h]	41.5	66.3	65.2	62.7	61.2	60.7	57.3
Top Speed [km/h]	63.4	67.6	66.9	64.4	62.3	63.4	58.5
Avg. Dist. to Rail [m]	9.9	4.4	0.8	0.9	1.9	4.8	7.8
Avg. Stride Freq. [Hz]	2.3	2.4	2.4	2.3	2.3	2.3	2.3
Avg. Stride Length [m]	5.0	7.5	7.6	7.6	7.3	7.2	7.0



- [] Ranking at each section and finish
- .-.- No data available at this section
- NA No data available



Horse/Jockey Name	Singular
Final Rank	6
Fastest Section Time (Section)	0:08.49 (Overall)
Top Speed [km/h] (Section)	69.9 (1200m)
Race State	Finished



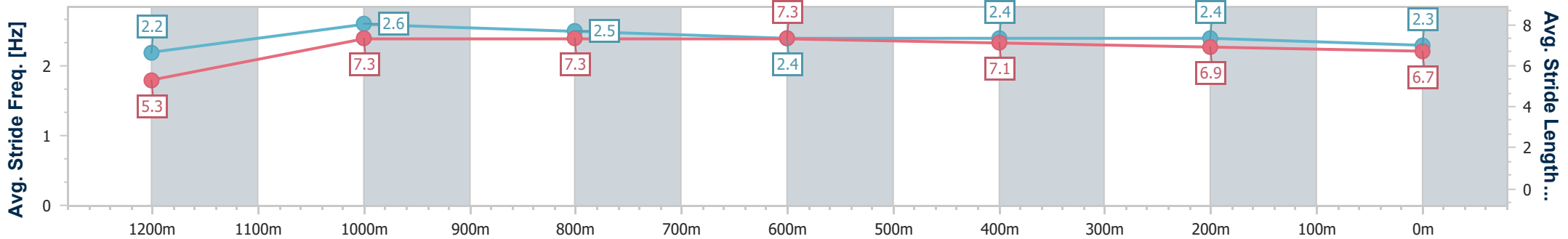
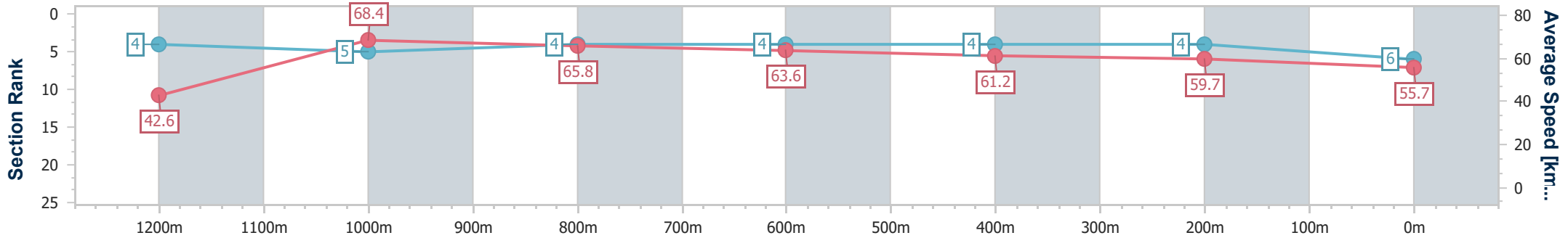
Aquis Park Gold Coast QLD Professional
 Race 8: QUEENSLAND JEWEL RACEDAY 8TH MARCH
 BENCHMARK 60 Handicap - 1300m



15 February 2025 - 17:23

Track Rating: Soft 5, Weather: Overcast, Rail Position: +7m 800m-400m; +5m 400m-W/Post; +3m Remainder

Section	Overall	1200m	1000m	800m	600m	400m	200m
Section Times	1:18.53 [6] (0:08.49)	1:10.04 [4] (0:10.56)	0:59.48 [5] (0:11.14)	0:48.34 [4] (0:11.43)	0:36.91 [4] (0:11.87)	0:25.04 [4] (0:12.11)	0:12.93 [4] (0:12.93)
Average Speed [km/h]	42.6	68.4	65.8	63.6	61.2	59.7	55.7
Top Speed [km/h]	64.4	69.9	69.0	65.6	62.4	61.0	58.2
Avg. Dist. to Rail [m]	14.0	9.8	3.6	2.7	1.6	4.2	6.0
Avg. Stride Freq. [Hz]	2.2	2.6	2.5	2.4	2.4	2.4	2.3
Avg. Stride Length [m]	5.3	7.3	7.3	7.3	7.1	6.9	6.7



- [] Ranking at each section and finish
- .-.- No data available at this section
- NA No data available



Horse/Jockey Name	Better Yet
Final Rank	7
Fastest Section Time (Section)	0:08.61 (Overall)
Top Speed [km/h] (Section)	68.9 (1200m)
Race State	Finished



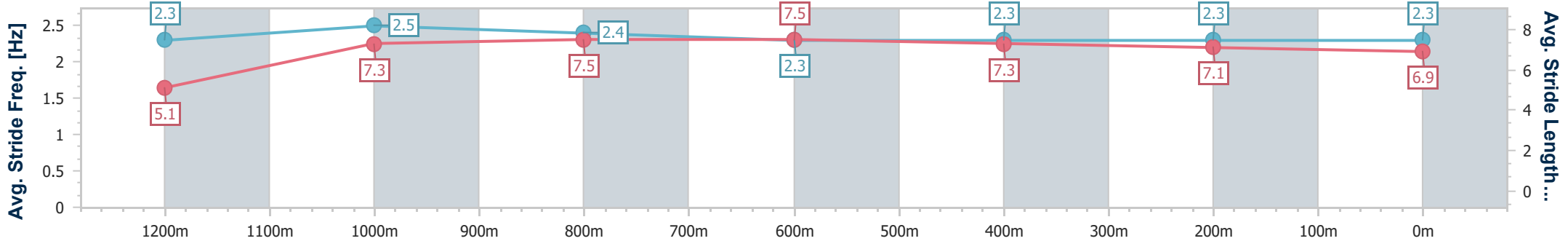
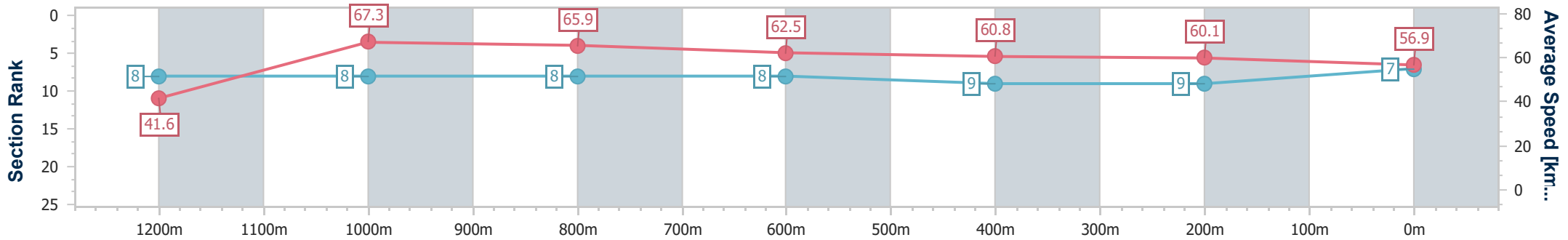
Aquis Park Gold Coast QLD Professional
 Race 8: QUEENSLAND JEWEL RACEDAY 8TH MARCH
 BENCHMARK 60 Handicap - 1300m



15 February 2025 - 17:23

Track Rating: Soft 5, Weather: Overcast, Rail Position: +7m 800m-400m; +5m 400m-W/Post; +3m Remainder

Section	Overall	1200m	1000m	800m	600m	400m	200m
Section Times	1:18.54 [7] (0:08.61)	1:09.93 [8] (0:10.73)	0:59.20 [8] (0:11.05)	0:48.15 [8] (0:11.53)	0:36.62 [8] (0:11.99)	0:24.63 [9] (0:11.98)	0:12.65 [9] (0:12.65)
Average Speed [km/h]	41.6	67.3	65.9	62.5	60.8	60.1	56.9
Top Speed [km/h]	66.8	68.9	67.8	64.4	61.6	61.6	58.3
Avg. Dist. to Rail [m]	9.5	3.4	1.3	1.6	1.9	2.0	1.2
Avg. Stride Freq. [Hz]	2.3	2.5	2.4	2.3	2.3	2.3	2.3
Avg. Stride Length [m]	5.1	7.3	7.5	7.5	7.3	7.1	6.9



- [] Ranking at each section and finish
- .-.- No data available at this section
- NA No data available



Horse/Jockey Name	My Dog Diesel
Final Rank	8
Fastest Section Time (Section)	0:08.47 (Overall)
Top Speed [km/h] (Section)	69.5 (1200m)
Race State	Finished



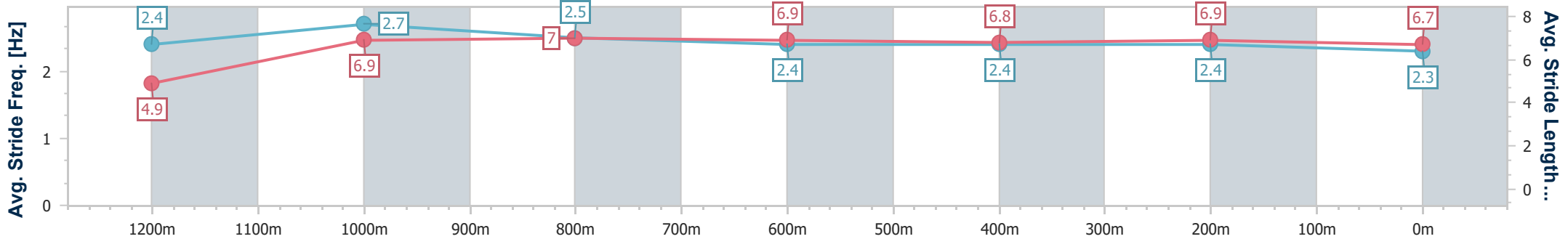
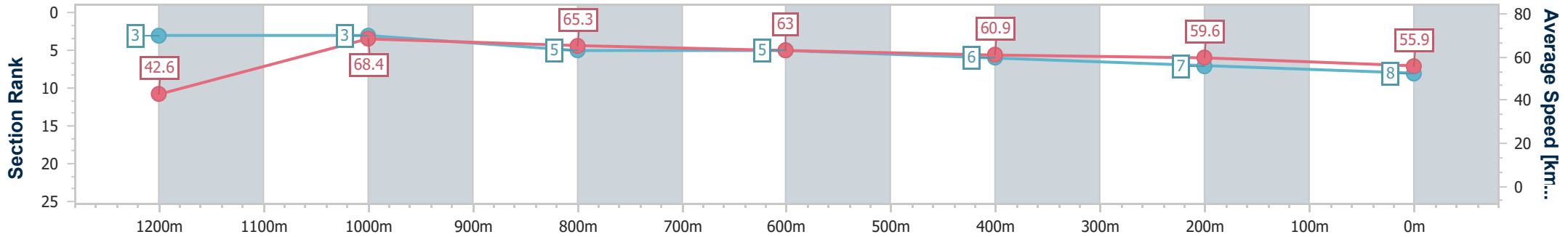
Aquis Park Gold Coast QLD Professional
Race 8: QUEENSLAND JEWEL RACEDAY 8TH MARCH
BENCHMARK 60 Handicap - 1300m



15 February 2025 - 17:23

Track Rating: Soft 5, Weather: Overcast, Rail Position: +7m 800m-400m; +5m 400m-W/Post; +3m Remainder

Section	Overall	1200m	1000m	800m	600m	400m	200m
Section Times	1:18.60 [8] (0:08.47)	1:10.13 [3] (0:10.52)	0:59.61 [3] (0:11.22)	0:48.39 [5] (0:11.49)	0:36.90 [5] (0:11.93)	0:24.97 [6] (0:12.14)	0:12.83 [7] (0:12.83)
Average Speed [km/h]	42.6	68.4	65.3	63.0	60.9	59.6	55.9
Top Speed [km/h]	65.9	69.5	67.5	64.2	62.1	60.7	57.6
Avg. Dist. to Rail [m]	5.6	3.0	3.1	1.9	1.6	4.6	5.0
Avg. Stride Freq. [Hz]	2.4	2.7	2.5	2.4	2.4	2.4	2.3
Avg. Stride Length [m]	4.9	6.9	7.0	6.9	6.8	6.9	6.7



- [] Ranking at each section and finish
- .-.- No data available at this section
- NA No data available



Horse/Jockey Name	Dunroon Lass
Final Rank	9
Fastest Section Time (Section)	0:08.35 (Overall)
Top Speed [km/h] (Section)	70.3 (1200m)
Race State	Finished



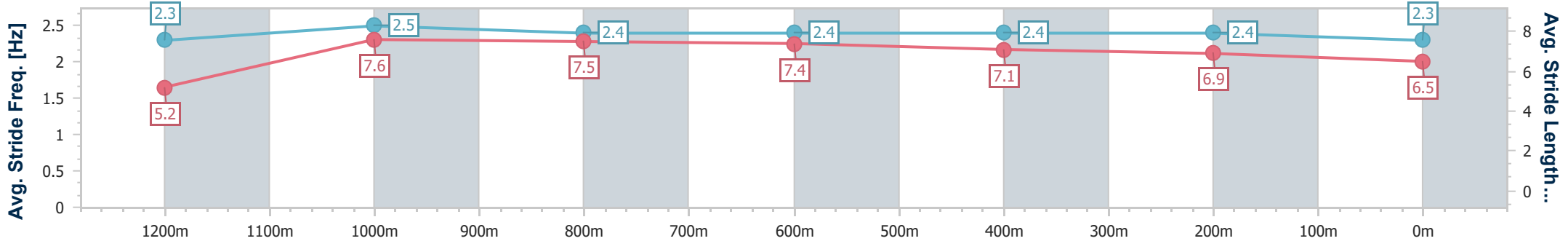
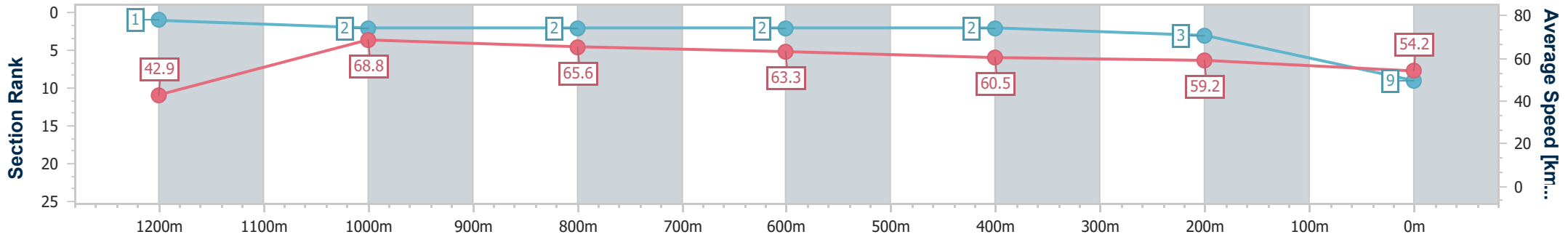
Aquis Park Gold Coast QLD Professional
Race 8: QUEENSLAND JEWEL RACEDAY 8TH MARCH
BENCHMARK 60 Handicap - 1300m



15 February 2025 - 17:23

Track Rating: Soft 5, Weather: Overcast, Rail Position: +7m 800m-400m; +5m 400m-W/Post; +3m Remainder

Section	Overall	1200m	1000m	800m	600m	400m	200m
Section Times	1:18.85 [9] (0:08.35)	1:10.50 [1] (0:10.48)	1:00.02 [2] (0:11.06)	0:48.96 [2] (0:11.43)	0:37.53 [2] (0:12.03)	0:25.50 [2] (0:12.21)	0:13.29 [3] (0:13.29)
Average Speed [km/h]	42.9	68.8	65.6	63.3	60.5	59.2	54.2
Top Speed [km/h]	65.7	70.3	69.0	65.3	62.5	60.5	57.4
Avg. Dist. to Rail [m]	11.1	5.8	1.1	1.4	1.9	5.0	6.1
Avg. Stride Freq. [Hz]	2.3	2.5	2.4	2.4	2.4	2.4	2.3
Avg. Stride Length [m]	5.2	7.6	7.5	7.4	7.1	6.9	6.5



- [] Ranking at each section and finish
- .-.- No data available at this section
- NA No data available



Horse/Jockey Name	Boom Court
Final Rank	10
Fastest Section Time (Section)	0:08.54 (Overall)
Top Speed [km/h] (Section)	71.3 (1200m)
Race State	Finished



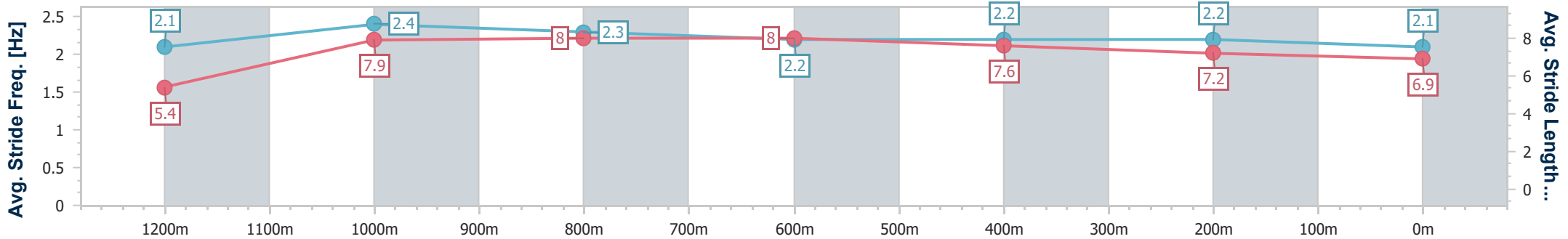
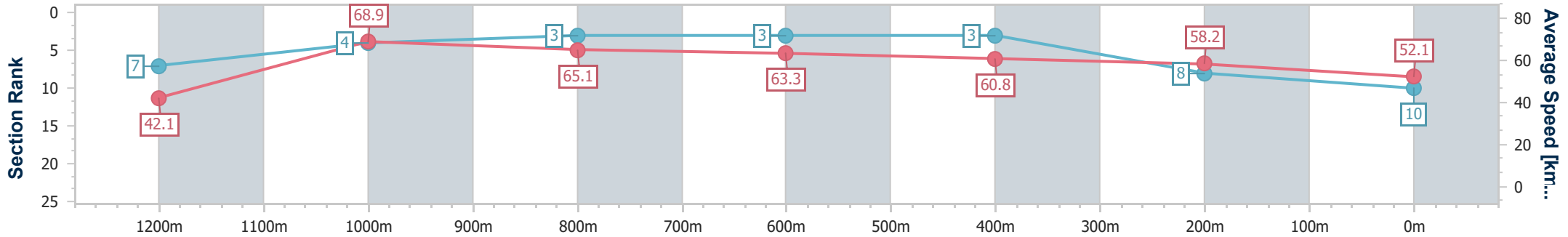
Aquis Park Gold Coast QLD Professional
 Race 8: QUEENSLAND JEWEL RACEDAY 8TH MARCH
 BENCHMARK 60 Handicap - 1300m



15 February 2025 - 17:23

Track Rating: Soft 5, Weather: Overcast, Rail Position: +7m 800m-400m; +5m 400m-W/Post; +3m Remainder

Section	Overall	1200m	1000m	800m	600m	400m	200m
Section Times	1:19.61 [10] (0:08.54)	1:11.07 [7] (0:10.48)	1:00.59 [4] (0:11.05)	0:49.54 [3] (0:11.44)	0:38.10 [3] (0:11.93)	0:26.17 [3] (0:12.36)	0:13.81 [8] (0:13.81)
Average Speed [km/h]	42.1	68.9	65.1	63.3	60.8	58.2	52.1
Top Speed [km/h]	66.4	71.3	67.1	64.3	62.2	59.8	56.2
Avg. Dist. to Rail [m]	3.6	1.0	0.9	1.4	0.7	1.7	3.1
Avg. Stride Freq. [Hz]	2.1	2.4	2.3	2.2	2.2	2.2	2.1
Avg. Stride Length [m]	5.4	7.9	8.0	8.0	7.6	7.2	6.9



- [] Ranking at each section and finish
- .-.- No data available at this section
- NA No data available



Horse/Jockey Name	Bandit
Final Rank	11
Fastest Section Time (Section)	0:08.93 (Overall)
Top Speed [km/h] (Section)	67.5 (1200m)
Race State	Finished



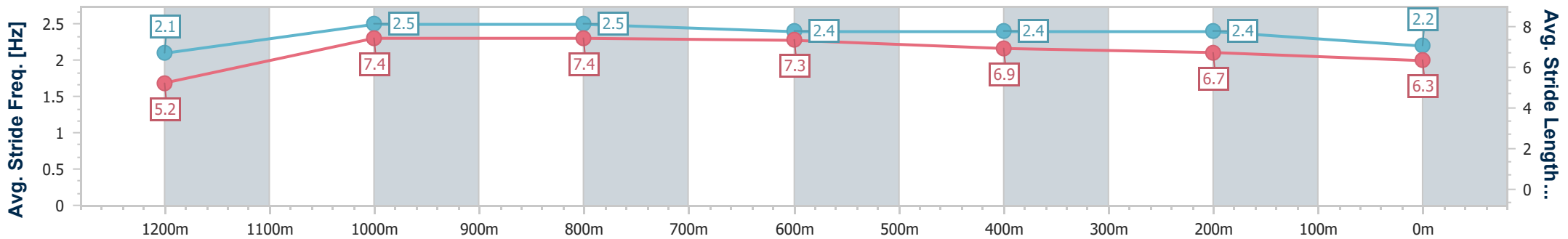
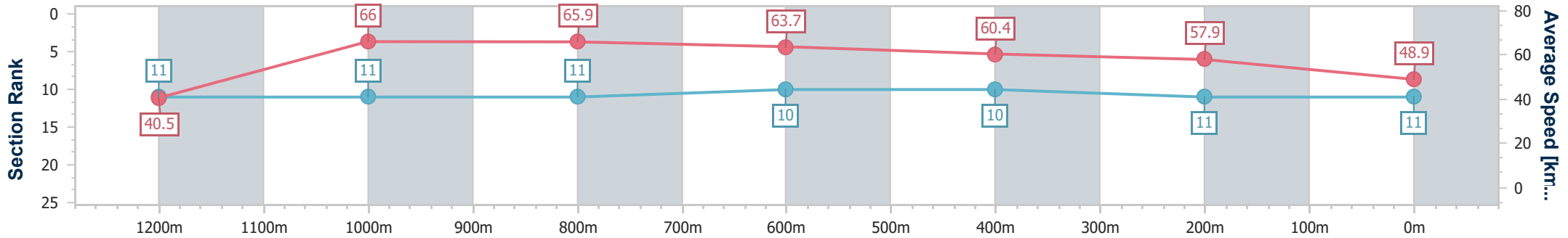
Aquis Park Gold Coast QLD Professional
 Race 8: QUEENSLAND JEWEL RACEDAY 8TH MARCH
 BENCHMARK 60 Handicap - 1300m



15 February 2025 - 17:23

Track Rating: Soft 5, Weather: Overcast, Rail Position: +7m 800m-400m; +5m 400m-W/Post; +3m Remainder

Section	Overall	1200m	1000m	800m	600m	400m	200m
Section Times	1:21.14 [11] (0:08.93)	1:12.21 [11] (0:10.90)	1:01.31 [11] (0:10.94)	0:50.37 [11] (0:11.29)	0:39.08 [10] (0:11.88)	0:27.20 [10] (0:12.45)	0:14.75 [11] (0:14.75)
Average Speed [km/h]	40.5	66.0	65.9	63.7	60.4	57.9	48.9
Top Speed [km/h]	61.5	67.5	66.8	65.3	61.8	59.8	55.3
Avg. Dist. to Rail [m]	7.0	1.5	0.7	0.5	0.4	0.9	1.5
Avg. Stride Freq. [Hz]	2.1	2.5	2.5	2.4	2.4	2.4	2.2
Avg. Stride Length [m]	5.2	7.4	7.4	7.3	6.9	6.7	6.3



- [] Ranking at each section and finish
- .-.- No data available at this section
- NA No data available