



# Eagle Farm QLD Professional

## Race 1: RACECOURSE VILLAGE QTIS Two-Year-Old Handicap - 1300m

15 February 2025 - 12:13



BRISBANE  
RACING CLUB

Track Rating: Soft 6, Weather: Overcast, Rail Position: +0.5m Entire

Section		Overall	1200m	1000m	800m	600m	400m	Last 600m				
Field Times		1:18.27 (0:08.14)	1:10.13 (0:11.09)	0:59.04 (0:11.37)	0:47.67 (0:11.74)	0:35.93 (0:11.59)	0:24.34 (0:11.86)	0:35.93				
Rank	TAB Horse/Jockey	Barrier	Top Speed [km/h]	Fastest Section	Distance Travelled [m]							
1	4 LOVE TO TORQUE Kyle Wilson-Taylor	6	66.2 1200m	0:08.67 Overall	1:18.27 [1] (0:08.67)	1:09.60 [6] (0:11.50)	0:58.10 [6] (0:11.19)	0:46.91 [6] (0:11.67)	0:35.24 [6] (0:11.39)	0:23.85 [6] (0:11.57)	0:35.24	
2	3 NOTTINGTON PRINCE Ryan Maloney	5	65.9 1000m	0:08.32 Overall	1:18.40 [2] (0:08.32)	1:10.08 [4] (0:11.26)	0:58.82 [5] (0:11.23)	0:47.59 [2] (0:11.93)	0:35.66 [3] (0:11.35)	0:24.31 [2] (0:11.70)	0:35.66	+5
3	1 ATOMIC TIME James Orman	1	65.4 1000m	0:08.15 Overall	1:18.42 [3] (0:08.15)	1:10.27 [2] (0:11.30)	0:58.97 [3] (0:11.44)	0:47.53 [4] (0:11.80)	0:35.73 [2] (0:11.48)	0:24.25 [4] (0:11.65)	0:35.73	-7
4	5 PIGGIETALES Michael Rodd	3	66.0 1200m	0:08.99 Overall	1:18.49 [4] (0:08.99)	1:09.50 [7] (0:11.43)	0:58.07 [7] (0:11.32)	0:46.75 [7] (0:11.64)	0:35.11 [7] (0:11.51)	0:23.60 [7] (0:11.27)	0:35.11	+4
5	2 MR WORTHINGTON Boris Thornton	4	65.8 1200m	0:08.14 Overall	1:18.79 [5] (0:08.14)	1:10.65 [1] (0:11.30)	0:59.35 [2] (0:11.47)	0:47.88 [5] (0:11.96)	0:35.92 [5] (0:11.39)	0:24.53 [5] (0:11.62)	0:35.92	+6
6	7 ZOUSAIN GIRL Mark Du Plessis	7	67.1 1200m	0:08.38 Overall	1:19.52 [6] (0:08.38)	1:11.14 [5] (0:11.14)	1:00.00 [4] (0:11.32)	0:48.68 [3] (0:11.91)	0:36.77 [4] (0:11.41)	0:25.36 [3] (0:11.86)	0:36.77	+1
7	6 PIERTAGA Vlad Duric	2	67.0 1200m	0:08.26 Overall	1:19.98 [7] (0:08.26)	1:11.72 [3] (0:10.97)	1:00.75 [1] (0:11.37)	0:49.38 [1] (0:11.74)	0:37.64 [1] (0:11.59)	0:26.05 [1] (0:12.26)	0:37.64	-1



# Eagle Farm QLD Professional

## Race 1: RACECOURSE VILLAGE QTIS Two-Year-Old Handicap - 1300m

15 February 2025 - 12:13



BRISBANE  
RACING CLUB

Track Rating: Soft 6, Weather: Overcast, Rail Position: +0.5m Entire

Section				200m				Last 600m	
Field Times				0:12.48 (0:12.48)				0:35.93	
Rank	TAB	Horse/Jockey	Barrier	Top Speed [km/h]	Fastest Section	Margin			Distance Travelled [m]
1	4	<b>LOVE TO TORQUE</b> Kyle Wilson-Taylor	6	66.2 1200m	0:08.67 Overall	0:12.28 [4] (0:12.28)	1:18.27		0:35.24
2	3	<b>NOTTINGTON PRINCE</b> Ryan Maloney	5	65.9 1000m	0:08.32 Overall	0:12.61 [1] (0:12.61)	0.76L		0:35.66 +5
3	1	<b>ATOMIC TIME</b> James Orman	1	65.4 1000m	0:08.15 Overall	0:12.60 [2] (0:12.60)	0.83L		0:35.73 -7
4	5	<b>PIGGIETALES</b> Michael Rodd	3	66.0 1200m	0:08.99 Overall	0:12.33 [6] (0:12.33)	1.27L		0:35.11 +4
5	2	<b>MR WORTHINGTON</b> Boris Thornton	4	65.8 1200m	0:08.14 Overall	0:12.91 [3] (0:12.91)	3.05L		0:35.92 +6
6	7	<b>ZOUSAIN GIRL</b> Mark Du Plessis	7	67.1 1200m	0:08.38 Overall	0:13.50 [5] (0:13.50)	7.35L		0:36.77 +1
7	6	<b>PIERTAGA</b> Vlad Duric	2	67.0 1200m	0:08.26 Overall	0:13.79 [7] (0:13.79)	10.01L		0:37.64 -1



Horse/Jockey Name	Love To Torque
Final Rank	1
Fastest Section Time (Section)	0:08.67 (Overall)
Top Speed [km/h] (Section)	66.2 (1200m)
Race State	Finished



Eagle Farm QLD Professional  
Race 1: RACECOURSE VILLAGE QTIS Two-Year-Old Handicap  
- 1300m

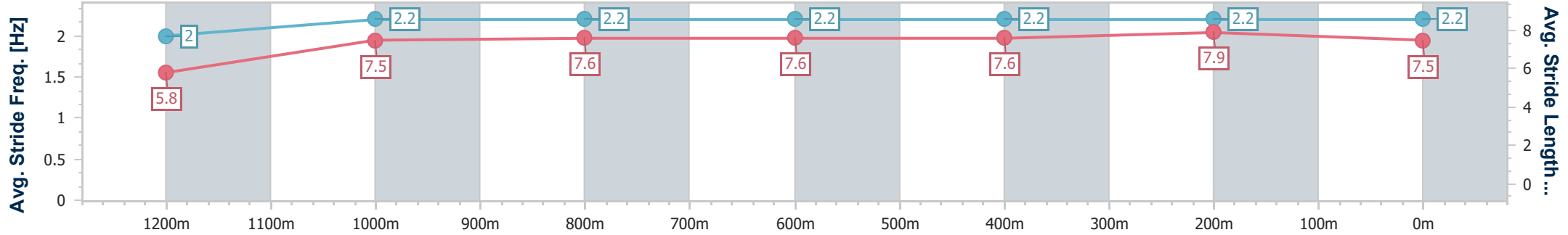
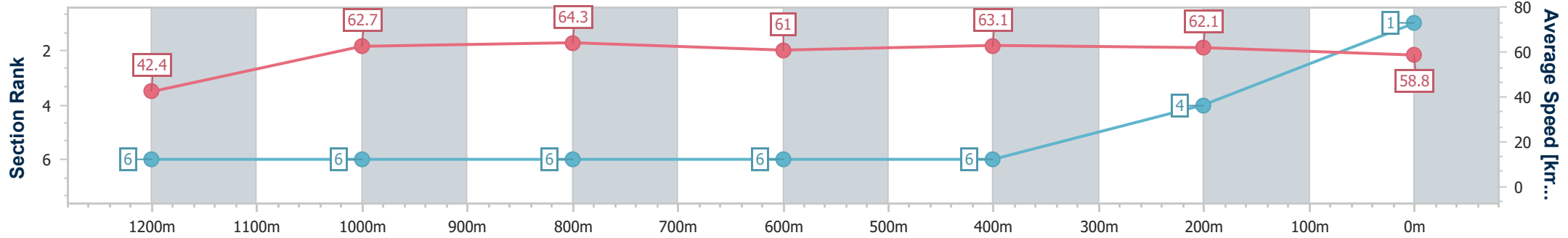


15 February 2025 - 12:13

BRISBANE  
RACING CLUB

Track Rating: Soft 6, Weather: Overcast, Rail Position: +0.5m Entire

Section	Overall	1200m	1000m	800m	600m	400m	200m
Section Times	1:18.27 [1] (0:08.67)	1:09.60 [6] (0:11.50)	0:58.10 [6] (0:11.19)	0:46.91 [6] (0:11.67)	0:35.24 [6] (0:11.39)	0:23.85 [6] (0:11.57)	0:12.28 [4] (0:12.28)
Average Speed [km/h]	42.4	62.7	64.3	61.0	63.1	62.1	58.8
Top Speed [km/h]	54.9	66.2	65.4	64.1	64.8	64.7	61.5
Avg. Dist. to Rail [m]	14.3	2.6	0.9	1.8	1.0	4.2	7.3
Avg. Stride Freq. [Hz]	2.0	2.2	2.2	2.2	2.2	2.2	2.2
Avg. Stride Length [m]	5.8	7.5	7.6	7.6	7.6	7.9	7.5



- [ ] Ranking at each section and finish
- .-.- No data available at this section
- NA No data available



Horse/Jockey Name	Nottingham Prince
Final Rank	2
Fastest Section Time (Section)	0:08.32 (Overall)
Top Speed [km/h] (Section)	65.9 (1000m)
Race State	Finished



Eagle Farm QLD Professional  
Race 1: RACECOURSE VILLAGE QTIS Two-Year-Old Handicap  
- 1300m

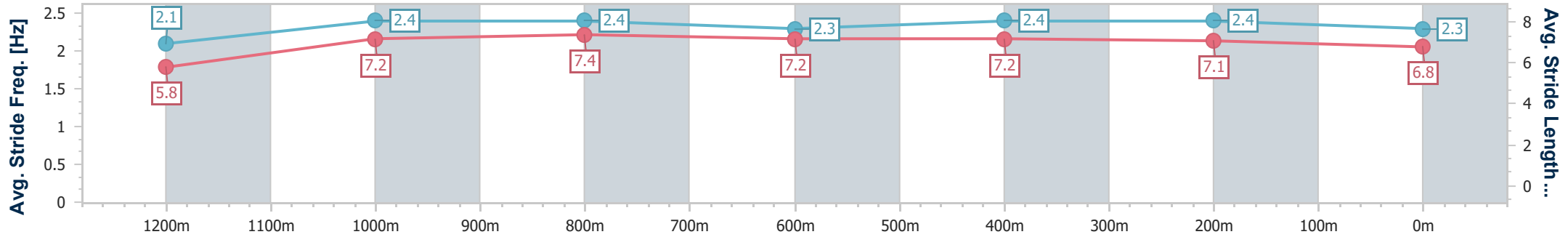
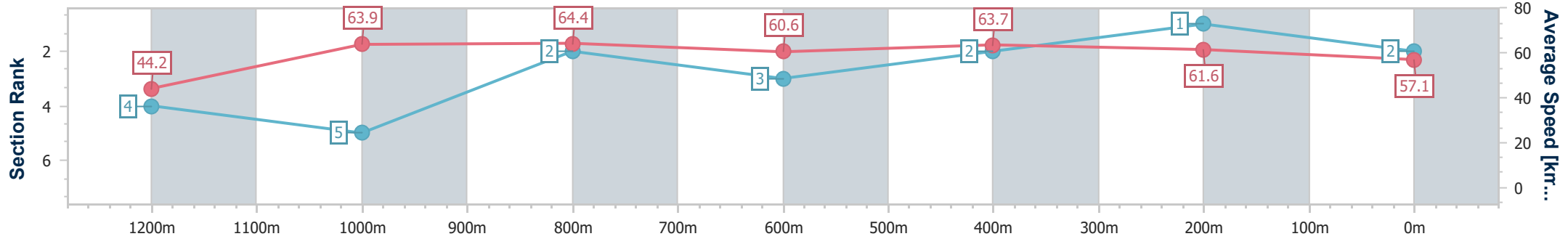


15 February 2025 - 12:13

BRISBANE RACING CLUB

Track Rating: Soft 6, Weather: Overcast, Rail Position: +0.5m Entire

Section	Overall	1200m	1000m	800m	600m	400m	200m
Section Times	1:18.40 [2] (0:08.32)	1:10.08 [4] (0:11.26)	0:58.82 [5] (0:11.23)	0:47.59 [2] (0:11.93)	0:35.66 [3] (0:11.35)	0:24.31 [2] (0:11.70)	0:12.61 [1] (0:12.61)
Average Speed [km/h]	44.2	63.9	64.4	60.6	63.7	61.6	57.1
Top Speed [km/h]	57.2	65.6	65.9	62.5	64.4	63.4	59.7
Avg. Dist. to Rail [m]	13.3	1.9	0.7	0.6	1.4	4.2	4.7
Avg. Stride Freq. [Hz]	2.1	2.4	2.4	2.3	2.4	2.4	2.3
Avg. Stride Length [m]	5.8	7.2	7.4	7.2	7.2	7.1	6.8



- [ ] Ranking at each section and finish
- .-.- No data available at this section
- NA No data available



Horse/Jockey Name	Atomic Time
Final Rank	3
Fastest Section Time (Section)	0:08.15 (Overall)
Top Speed [km/h] (Section)	65.4 (1000m)
Race State	Finished



Eagle Farm QLD Professional  
Race 1: RACECOURSE VILLAGE QTIS Two-Year-Old Handicap  
- 1300m

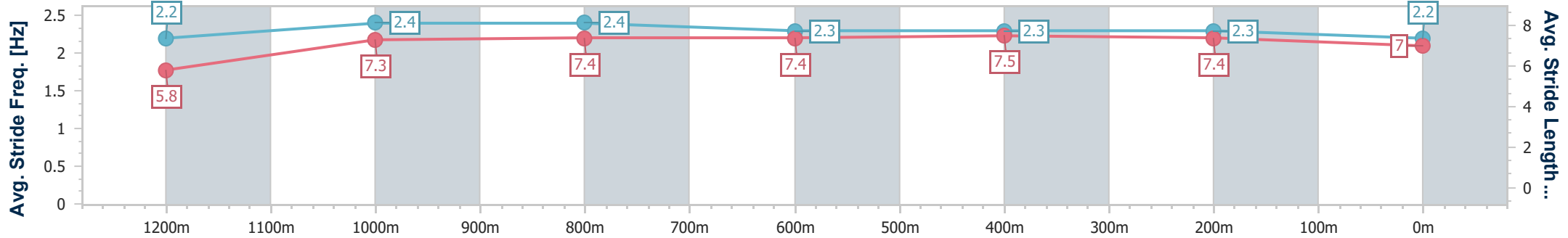
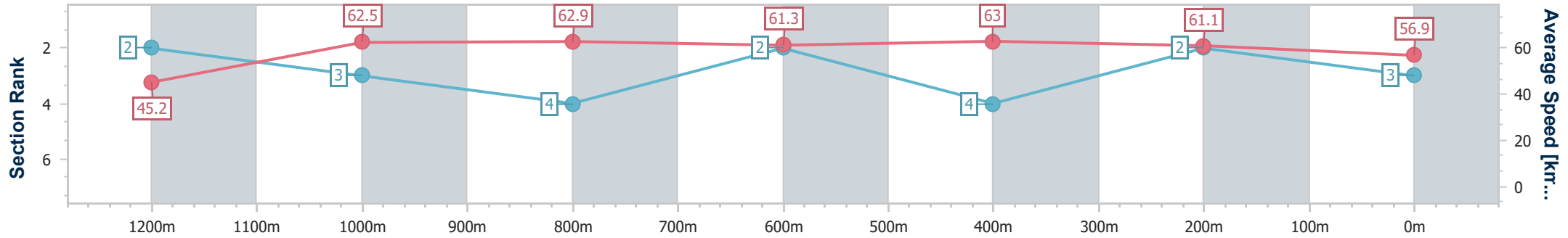


15 February 2025 - 12:13

BRISBANE  
RACING CLUB

Track Rating: Soft 6, Weather: Overcast, Rail Position: +0.5m Entire

Section	Overall	1200m	1000m	800m	600m	400m	200m
Section Times	1:18.42 [3] (0:08.15)	1:10.27 [2] (0:11.30)	0:58.97 [3] (0:11.44)	0:47.53 [4] (0:11.80)	0:35.73 [2] (0:11.48)	0:24.25 [4] (0:11.65)	0:12.60 [2] (0:12.60)
Average Speed [km/h]	45.2	62.5	62.9	61.3	63.0	61.1	56.9
Top Speed [km/h]	45.4	65.1	65.4	63.9	63.6	63.8	62.2
Avg. Dist. to Rail [m]	9.3	0.8	0.4	0.9	0.8	4.2	5.4
Avg. Stride Freq. [Hz]	2.2	2.4	2.4	2.3	2.3	2.3	2.2
Avg. Stride Length [m]	5.8	7.3	7.4	7.4	7.5	7.4	7.0



- [ ] Ranking at each section and finish
- .-.- No data available at this section
- NA No data available



Horse/Jockey Name	Piggietales
Final Rank	4
Fastest Section Time (Section)	0:08.99 (Overall)
Top Speed [km/h] (Section)	66.0 (1200m)
Race State	Finished



Eagle Farm QLD Professional  
Race 1: RACECOURSE VILLAGE QTIS Two-Year-Old Handicap  
- 1300m

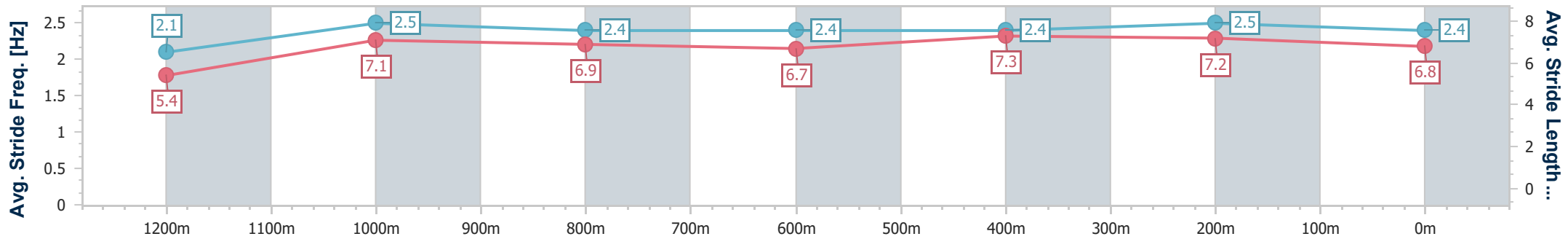
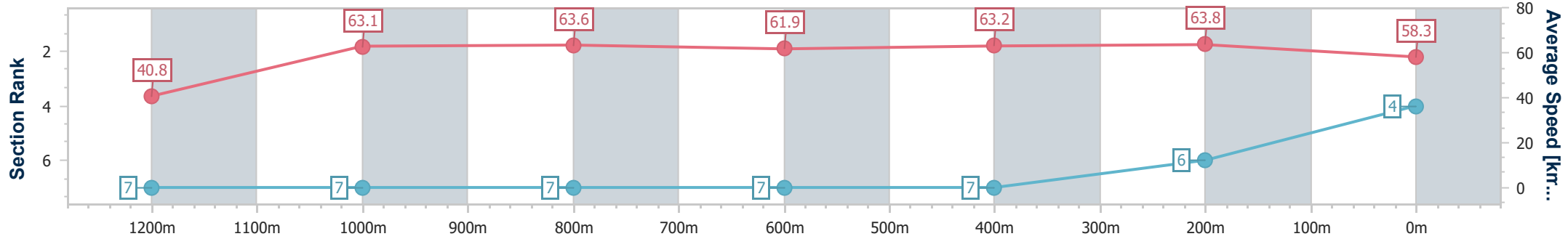


15 February 2025 - 12:13

BRISBANE RACING CLUB

Track Rating: Soft 6, Weather: Overcast, Rail Position: +0.5m Entire

Section	Overall	1200m	1000m	800m	600m	400m	200m
Section Times	1:18.49 [4] (0:08.99)	1:09.50 [7] (0:11.43)	0:58.07 [7] (0:11.32)	0:46.75 [7] (0:11.64)	0:35.11 [7] (0:11.51)	0:23.60 [7] (0:11.27)	0:12.33 [6] (0:12.33)
Average Speed [km/h]	40.8	63.1	63.6	61.9	63.2	63.8	58.3
Top Speed [km/h]	60.1	66.0	65.4	65.4	64.1	65.0	61.6
Avg. Dist. to Rail [m]	12.4	2.9	0.7	0.3	1.8	8.1	10.5
Avg. Stride Freq. [Hz]	2.1	2.5	2.4	2.4	2.4	2.5	2.4
Avg. Stride Length [m]	5.4	7.1	6.9	6.7	7.3	7.2	6.8



- [ ] Ranking at each section and finish
- .-.- No data available at this section
- NA No data available



Horse/Jockey Name	Mr Worthington
Final Rank	5
Fastest Section Time (Section)	0:08.14 (Overall)
Top Speed [km/h] (Section)	65.8 (1200m)
Race State	Finished



Eagle Farm QLD Professional  
Race 1: RACECOURSE VILLAGE QTIS Two-Year-Old Handicap  
- 1300m

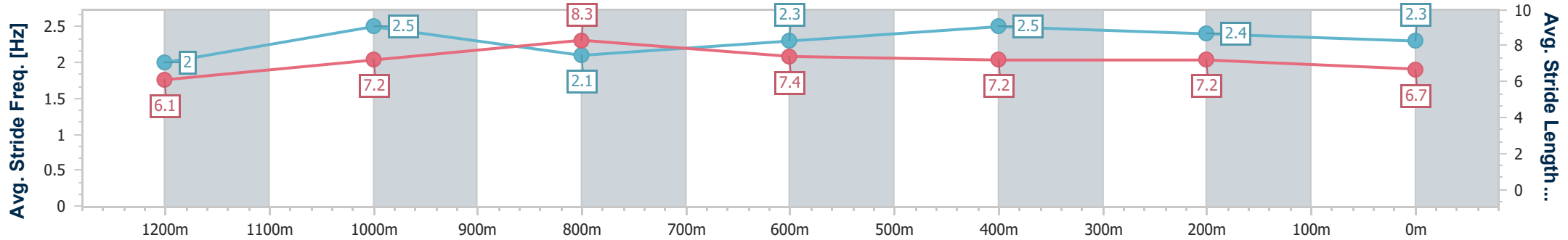
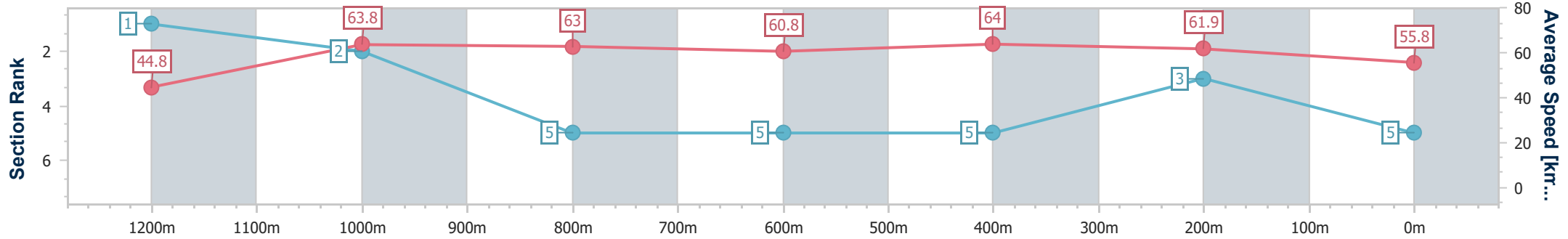


15 February 2025 - 12:13

BRISBANE  
RACING CLUB

Track Rating: Soft 6, Weather: Overcast, Rail Position: +0.5m Entire

Section	Overall	1200m	1000m	800m	600m	400m	200m
Section Times	1:18.79 [5] (0:08.14)	1:10.65 [1] (0:11.30)	0:59.35 [2] (0:11.47)	0:47.88 [5] (0:11.96)	0:35.92 [5] (0:11.39)	0:24.53 [5] (0:11.62)	0:12.91 [3] (0:12.91)
Average Speed [km/h]	44.8	63.8	63.0	60.8	64.0	61.9	55.8
Top Speed [km/h]	58.8	65.8	64.6	62.6	65.8	64.6	58.9
Avg. Dist. to Rail [m]	12.4	3.6	1.0	1.8	2.2	5.2	6.6
Avg. Stride Freq. [Hz]	2.0	2.5	2.1	2.3	2.5	2.4	2.3
Avg. Stride Length [m]	6.1	7.2	8.3	7.4	7.2	7.2	6.7



- [ ] Ranking at each section and finish
- .-.- No data available at this section
- NA No data available



Horse/Jockey Name	Zousain Girl
Final Rank	6
Fastest Section Time (Section)	0:08.38 (Overall)
Top Speed [km/h] (Section)	67.1 (1200m)
Race State	Finished



Eagle Farm QLD Professional  
Race 1: RACECOURSE VILLAGE QTIS Two-Year-Old Handicap  
- 1300m

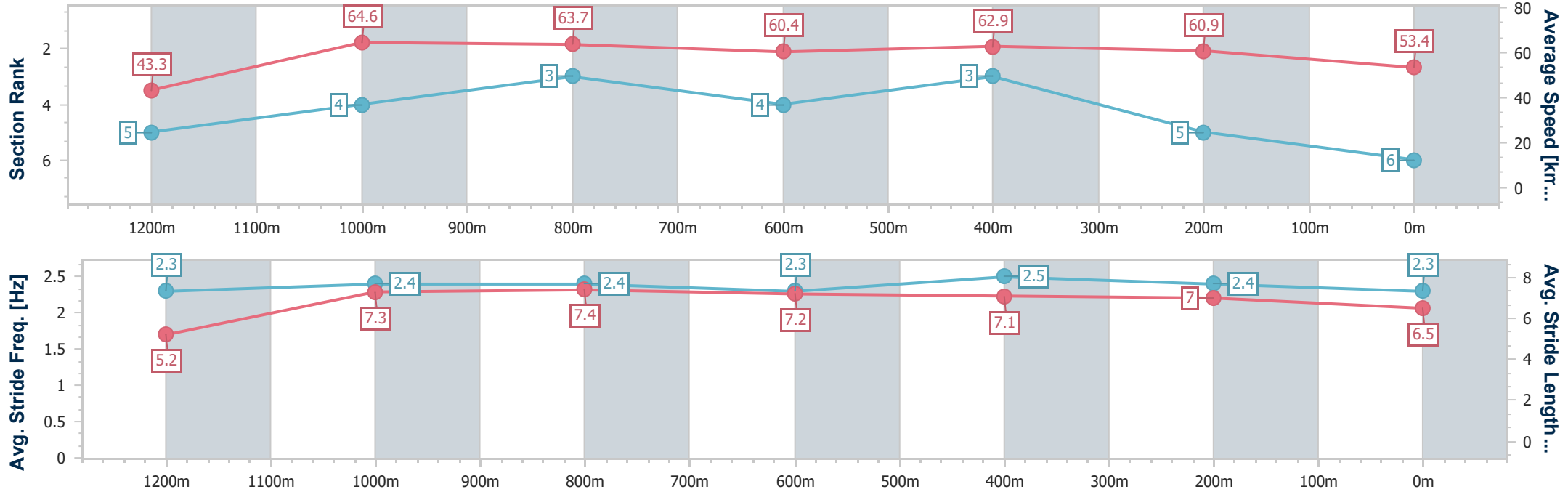


15 February 2025 - 12:13

BRISBANE  
RACING CLUB

Track Rating: Soft 6, Weather: Overcast, Rail Position: +0.5m Entire

Section	Overall	1200m	1000m	800m	600m	400m	200m
Section Times	1:19.52 [6] (0:08.38)	1:11.14 [5] (0:11.14)	1:00.00 [4] (0:11.32)	0:48.68 [3] (0:11.91)	0:36.77 [4] (0:11.41)	0:25.36 [3] (0:11.86)	0:13.50 [5] (0:13.50)
Average Speed [km/h]	43.3	64.6	63.7	60.4	62.9	60.9	53.4
Top Speed [km/h]	63.0	67.1	64.7	62.1	64.2	63.2	57.1
Avg. Dist. to Rail [m]	12.9	0.6	0.2	0.2	0.5	2.8	3.2
Avg. Stride Freq. [Hz]	2.3	2.4	2.4	2.3	2.5	2.4	2.3
Avg. Stride Length [m]	5.2	7.3	7.4	7.2	7.1	7.0	6.5







Horse/Jockey Name	Piertaga
Final Rank	7
Fastest Section Time (Section)	0:08.26 (Overall)
Top Speed [km/h] (Section)	67.0 (1200m)
Race State	Finished



Eagle Farm QLD Professional  
Race 1: RACECOURSE VILLAGE QTIS Two-Year-Old Handicap  
- 1300m

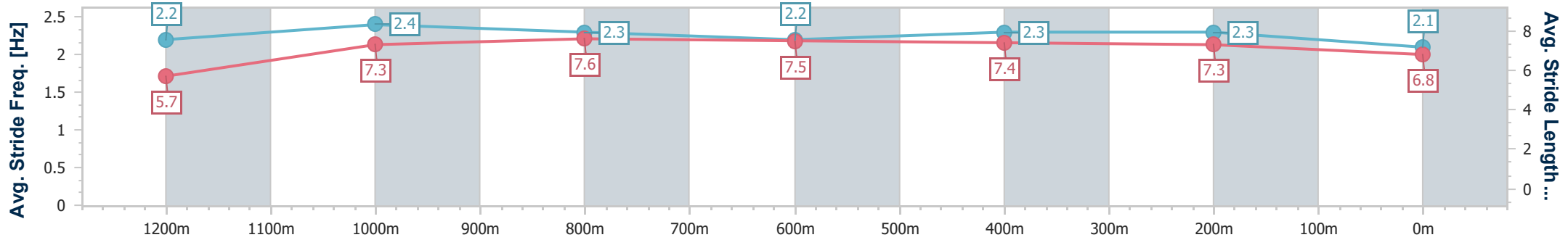
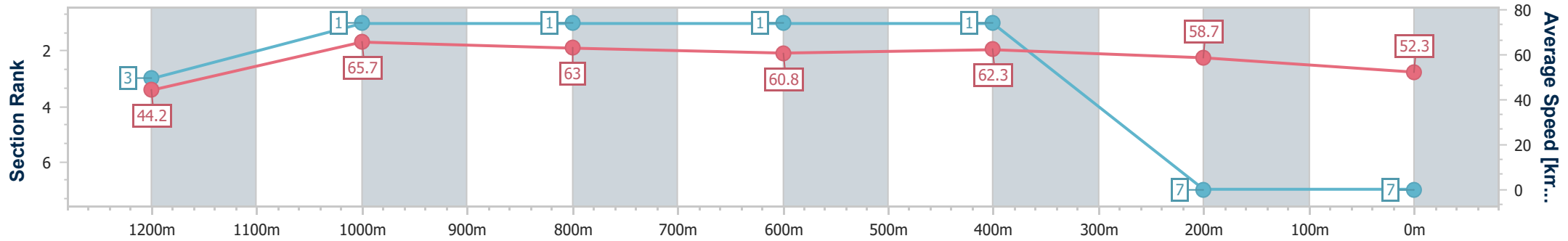


15 February 2025 - 12:13

BRISBANE RACING CLUB

Track Rating: Soft 6, Weather: Overcast, Rail Position: +0.5m Entire

Section	Overall	1200m	1000m	800m	600m	400m	200m
Section Times	1:19.98 [7] (0:08.26)	1:11.72 [3] (0:10.97)	1:00.75 [1] (0:11.37)	0:49.38 [1] (0:11.74)	0:37.64 [1] (0:11.59)	0:26.05 [1] (0:12.26)	0:13.79 [7] (0:13.79)
Average Speed [km/h]	44.2	65.7	63.0	60.8	62.3	58.7	52.3
Top Speed [km/h]	61.8	67.0	65.5	61.9	63.1	63.9	55.5
Avg. Dist. to Rail [m]	10.3	1.6	0.9	1.3	1.1	4.2	2.9
Avg. Stride Freq. [Hz]	2.2	2.4	2.3	2.2	2.3	2.3	2.1
Avg. Stride Length [m]	5.7	7.3	7.6	7.5	7.4	7.3	6.8



- [ ] Ranking at each section and finish
- .-.- No data available at this section
- NA No data available