



Eagle Farm QLD Professional

Race 2: GIRLS DAY OUT 1 MARCH Class 3 Plate - 1800m

15 February 2025 - 12:49



BRISBANE
RACING CLUB

Track Rating: Soft 6, Weather: Overcast, Rail Position: +0.5m Entire

Section		Overall	1600m	1400m	1200m	1000m	800m	600m	Last 600m				
Field Times		1:53.10 (0:15.07)	1:38.03 (0:12.13)	1:25.90 (0:13.00)	1:12.90 (0:13.33)	0:59.57 (0:12.98)	0:46.59 (0:11.89)	0:34.70 (0:11.56)	0:34.70				
Rank	TAB Horse/Jockey	Barrier	Top Speed [km/h]	Fastest Section									Distance Travelled [m]
1	1 BARAZIN Andrew Mallyon	2	65.5 400m	0:11.11 400m	1:53.10 [1] (0:15.17)	1:37.93 [3] (0:12.25)	1:25.68 [3] (0:13.07)	1:12.61 [3] (0:13.33)	0:59.28 [3] (0:12.97)	0:46.31 [4] (0:11.82)	0:34.49 [4] (0:11.50)	0:34.49	
2	11 JOVITA Michael Rodd	3	67.1 400m	0:11.12 400m	1:53.53 [2] (0:15.25)	1:38.28 [4] (0:12.17)	1:26.11 [4] (0:13.15)	1:12.96 [4] (0:13.32)	0:59.64 [4] (0:12.87)	0:46.77 [3] (0:11.82)	0:34.95 [3] (0:11.49)	0:34.95	+8
3	12 KHANT QUIT Nikita Beriman	6	64.3 400m	0:11.38 400m	1:53.59 [3] (0:15.07)	1:38.52 [1] (0:12.13)	1:26.39 [1] (0:13.00)	1:13.39 [1] (0:13.33)	1:00.06 [1] (0:12.98)	0:47.08 [1] (0:11.90)	0:35.18 [2] (0:11.58)	0:35.18	+8
4	8 HEREDITARY Boris Thornton	8	66.5 600m	0:11.08 400m	1:53.64 [4] (0:15.75)	1:37.89 [8] (0:12.34)	1:25.55 [9] (0:13.25)	1:12.30 [9] (0:13.28)	0:59.02 [9] (0:12.85)	0:46.17 [9] (0:11.70)	0:34.47 [9] (0:11.25)	0:34.47	+9
5	6 SMART ACTION Tahlia Fenlon	11	67.0 400m	0:10.99 400m	1:53.64 [5] (0:15.82)	1:37.82 [11] (0:12.41)	1:25.41 [11] (0:13.28)	1:12.13 [11] (0:13.21)	0:58.92 [11] (0:12.90)	0:46.02 [11] (0:11.65)	0:34.37 [11] (0:11.28)	0:34.37	+11
6	10 ICHIBAN James Orman	4	66.1 400m	0:11.21 600m	1:53.64 [6] (0:15.54)	1:38.10 [6] (0:12.43)	1:25.67 [8] (0:13.29)	1:12.38 [8] (0:13.40)	0:58.98 [10] (0:12.65)	0:46.33 [8] (0:11.67)	0:34.66 [7] (0:11.21)	0:34.66	-6
7	7 WATERMELON Noel Callow	7	64.4 600m	0:11.42 400m	1:53.77 [7] (0:15.14)	1:38.63 [2] (0:12.13)	1:26.50 [2] (0:13.05)	1:13.45 [2] (0:13.29)	1:00.16 [2] (0:12.98)	0:47.18 [2] (0:11.81)	0:35.37 [1] (0:11.56)	0:35.37	+10
8	14 CLASSIQUE GAL Samantha Collett	5	65.2 400m	0:11.32 400m	1:54.04 [8] (0:15.76)	1:38.28 [9] (0:12.20)	1:26.08 [7] (0:13.16)	1:12.92 [7] (0:13.24)	0:59.68 [7] (0:12.89)	0:46.79 [7] (0:11.79)	0:35.00 [8] (0:11.39)	0:35.00	-2
9	3 BRAVE BOY Bailey Wheeler	1	64.6 400m	0:11.34 400m	1:54.08 [9] (0:15.38)	1:38.70 [5] (0:12.19)	1:26.51 [5] (0:13.11)	1:13.40 [5] (0:13.26)	1:00.14 [5] (0:12.97)	0:47.17 [6] (0:11.91)	0:35.26 [5] (0:11.61)	0:35.26	-1
10	4 BRYNNER Heavelon Van Der Hoven	9	64.6 400m	0:11.46 400m	1:54.24 [10] (0:15.61)	1:38.63 [7] (0:12.17)	1:26.46 [6] (0:13.26)	1:13.20 [6] (0:13.20)	1:00.00 [6] (0:12.67)	0:47.33 [5] (0:11.92)	0:35.41 [6] (0:11.68)	0:35.41	+12

Scratched: Hillcrest Avenue (#9), The Khan (#13), Fiddlers Green (#5)

[] Ranking at each section and finish
 -:-:- No data available at this section
 NA No data available

SCN Saddle cloth number
 DNF Did not finish
 DNT Did not track



Eagle Farm QLD Professional

Race 2: GIRLS DAY OUT 1 MARCH Class 3 Plate - 1800m

15 February 2025 - 12:49



BRISBANE
RACING CLUB

Track Rating: Soft 6, Weather: Overcast, Rail Position: +0.5m Entire

Section	Overall	1600m	1400m	1200m	1000m	800m	600m	Last 600m
Field Times	1:53.10 (0:15.07)	1:38.03 (0:12.13)	1:25.90 (0:13.00)	1:12.90 (0:13.33)	0:59.57 (0:12.98)	0:46.59 (0:11.89)	0:34.70 (0:11.56)	0:34.70

Rank	TAB	Horse/Jockey	Barrier	Top Speed [km/h]	Fastest Section	Overall	1600m	1400m	1200m	1000m	800m	600m	Last 600m	Distance Travelled [m]
11	2	BETTER TOMORROW	10	64.5	0:11.38	1:54.36 [11]	1:38.59 [10]	1:26.20 [10]	1:12.97 [10]	0:59.79 [8]	0:46.87 [10]	0:35.13 [10]	0:35.13	+7
		Paul Hamblin		600m	600m	(0:15.77)	(0:12.39)	(0:13.23)	(0:13.18)	(0:12.92)	(0:11.74)	(0:11.38)		

Scratched: Hillcrest Avenue (#9), The Khan (#13), Fiddlers Green (#5)

[] Ranking at each section and finish
 -:-:-:- No data available at this section
 NA No data available

SCN Saddle cloth number
 DNF Did not finish
 DNT Did not track



Eagle Farm QLD Professional

Race 2: GIRLS DAY OUT 1 MARCH Class 3 Plate - 1800m

15 February 2025 - 12:49



BRISBANE
RACING CLUB

Track Rating: Soft 6, Weather: Overcast, Rail Position: +0.5m Entire

Section				400m	200m			Last 600m		
Field Times				0:23.14 (0:11.23)	0:11.91 (0:11.91)			0:34.70		
Rank	TAB	Horse/Jockey	Barrier	Top Speed [km/h]	Fastest Section	Margin			Distance Travelled [m]	
1	1	BARAZIN Andrew Mallyon	2	65.5 400m	0:11.11 400m	0:22.99 [4] (0:11.11)	0:11.88 [2] (0:11.88)	1:53.10	0:34.49	
2	11	JOVITA Michael Rodd	3	67.1 400m	0:11.12 400m	0:23.46 [3] (0:11.12)	0:12.34 [1] (0:12.34)	2.53L	0:34.95	+8
3	12	KHANT QUIT Nikita Beriman	6	64.3 400m	0:11.38 400m	0:23.60 [2] (0:11.38)	0:12.22 [3] (0:12.22)	2.87L	0:35.18	+8
4	8	HEREDITARY Boris Thornton	8	66.5 600m	0:11.08 400m	0:23.22 [6] (0:11.08)	0:12.14 [6] (0:12.14)	3.17L	0:34.47	+9
5	6	SMART ACTION Tahlia Fenlon	11	67.0 400m	0:10.99 400m	0:23.09 [10] (0:10.99)	0:12.10 [7] (0:12.10)	3.19L	0:34.37	+11
6	10	ICHIBAN James Orman	4	66.1 400m	0:11.21 600m	0:23.45 [5] (0:11.24)	0:12.21 [5] (0:12.21)	3.21L	0:34.66	-6
7	7	WATERMELON Noel Callow	7	64.4 600m	0:11.42 400m	0:23.81 [1] (0:11.42)	0:12.39 [4] (0:12.39)	3.96L	0:35.37	+10
8	14	CLASSIQUE GAL Samantha Collett	5	65.2 400m	0:11.32 400m	0:23.61 [8] (0:11.32)	0:12.29 [8] (0:12.29)	5.53L	0:35.00	-2
9	3	BRAVE BOY Bailey Wheeler	1	64.6 400m	0:11.34 400m	0:23.65 [7] (0:11.34)	0:12.31 [9] (0:12.31)	5.76L	0:35.26	-1
10	4	BRYNNER Heavelon Van Der Hoven	9	64.6 400m	0:11.46 400m	0:23.73 [9] (0:11.46)	0:12.27 [10] (0:12.27)	6.71L	0:35.41	+12

Scratched: Hillcrest Avenue (#9), The Khan (#13), Fiddlers Green (#5)

[] Ranking at each section and finish
 -:-:- No data available at this section
 NA No data available

SCN Saddle cloth number
 DNF Did not finish
 DNT Did not track



Eagle Farm QLD Professional

Race 2: GIRLS DAY OUT 1 MARCH Class 3 Plate - 1800m

15 February 2025 - 12:49



BRISBANE
RACING CLUB

Track Rating: Soft 6, Weather: Overcast, Rail Position: +0.5m Entire

Section		400m	200m			Last 600m			
Field Times		0:23.14 (0:11.23)	0:11.91 (0:11.91)			0:34.70			
Rank	TAB Horse/Jockey	Barrier	Top Speed [km/h]	Fastest Section	Margin	Distance Travelled [m]			
11	2 BETTER TOMORROW	10	64.5	0:11.38	0:23.75 [11]	0:12.28 [11]	7.43L	0:35.13	+7
	Paul Hamblin		600m	600m	(0:11.47)	(0:12.28)			

Scratched: Hillcrest Avenue (#9), The Khan (#13), Fiddlers Green (#5)



Horse/Jockey Name	Barazin
Final Rank	1
Fastest Section Time (Section)	0:11.11 (400m)
Top Speed [km/h] (Section)	65.5 (400m)
Race State	Finished



Eagle Farm QLD Professional

Race 2: GIRLS DAY OUT 1 MARCH Class 3 Plate - 1800m

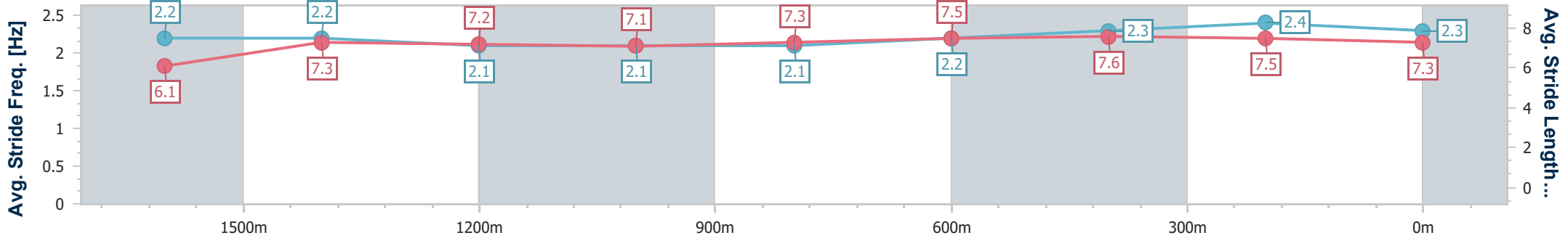
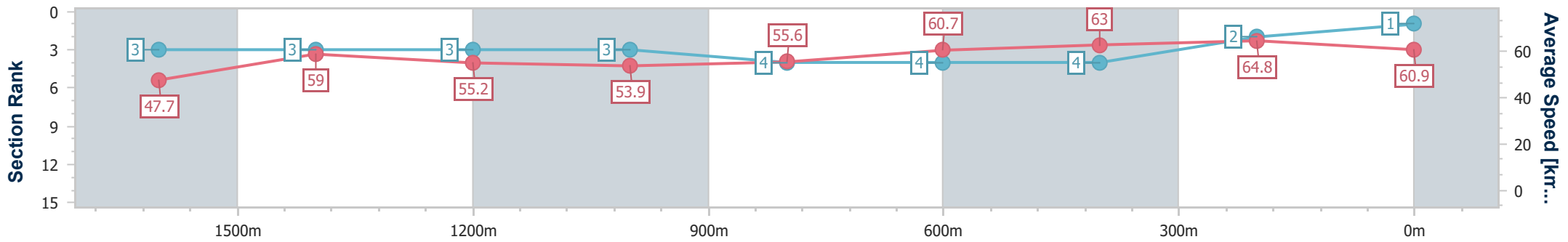
15 February 2025 - 12:49

Track Rating: Soft 6, Weather: Overcast, Rail Position: +0.5m Entire



BRISBANE RACING CLUB

Section	Overall	1600m	1400m	1200m	1000m	800m	600m	400m	200m
Section Times	1:53.10 [1] (0:15.17)	1:37.93 [3] (0:12.25)	1:25.68 [3] (0:13.07)	1:12.61 [3] (0:13.33)	0:59.28 [3] (0:12.97)	0:46.31 [4] (0:11.82)	0:34.49 [4] (0:11.50)	0:22.99 [4] (0:11.11)	0:11.88 [2] (0:11.88)
Average Speed [km/h]	47.7	59.0	55.2	53.9	55.6	60.7	63.0	64.8	60.9
Top Speed [km/h]	59.0	59.8	57.4	55.5	59.0	62.0	64.9	65.5	63.6
Avg. Dist. to Rail [m]	3.7	0.7	0.4	0.6	0.2	0.5	1.6	3.8	5.1
Avg. Stride Freq. [Hz]	2.2	2.2	2.1	2.1	2.1	2.2	2.3	2.4	2.3
Avg. Stride Length [m]	6.1	7.3	7.2	7.1	7.3	7.5	7.6	7.5	7.3



- [] Ranking at each section and finish
- .-.- No data available at this section
- NA No data available



Horse/Jockey Name	Jovita
Final Rank	2
Fastest Section Time (Section)	0:11.12 (400m)
Top Speed [km/h] (Section)	67.1 (400m)
Race State	Finished



Eagle Farm QLD Professional

Race 2: GIRLS DAY OUT 1 MARCH Class 3 Plate - 1800m

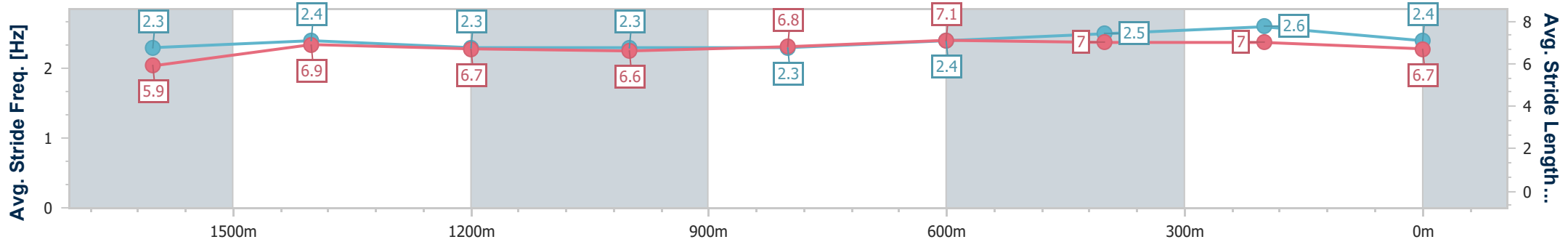
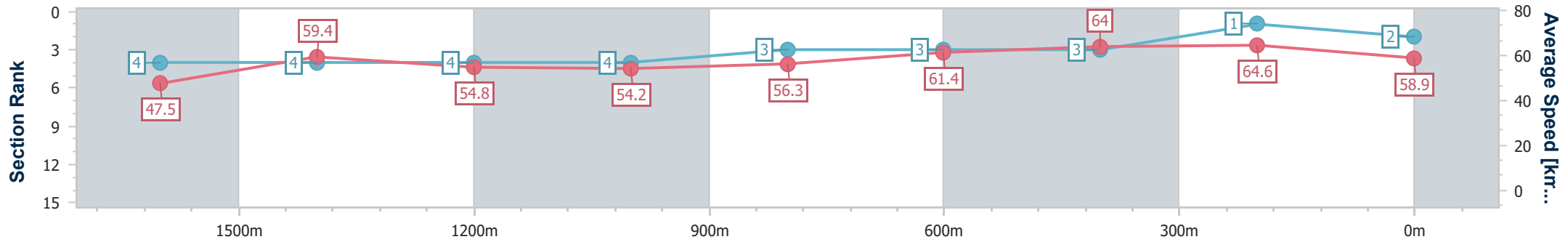
15 February 2025 - 12:49

Track Rating: Soft 6, Weather: Overcast, Rail Position: +0.5m Entire



BRISBANE RACING CLUB

Section	Overall	1600m	1400m	1200m	1000m	800m	600m	400m	200m
Section Times	1:53.53 [2] (0:15.25)	1:38.28 [4] (0:12.17)	1:26.11 [4] (0:13.15)	1:12.96 [4] (0:13.32)	0:59.64 [4] (0:12.87)	0:46.77 [3] (0:11.82)	0:34.95 [3] (0:11.49)	0:23.46 [3] (0:11.12)	0:12.34 [1] (0:12.34)
Average Speed [km/h]	47.5	59.4	54.8	54.2	56.3	61.4	64.0	64.6	58.9
Top Speed [km/h]	60.0	61.2	56.9	55.4	61.0	63.1	65.4	67.1	62.4
Avg. Dist. to Rail [m]	4.7	0.9	0.4	1.1	1.1	1.7	4.3	7.1	7.8
Avg. Stride Freq. [Hz]	2.3	2.4	2.3	2.3	2.3	2.4	2.5	2.6	2.4
Avg. Stride Length [m]	5.9	6.9	6.7	6.6	6.8	7.1	7.0	7.0	6.7



- [] Ranking at each section and finish
- .-.- No data available at this section
- NA No data available



Horse/Jockey Name	Khant Quit
Final Rank	3
Fastest Section Time (Section)	0:11.38 (400m)
Top Speed [km/h] (Section)	64.3 (400m)
Race State	Finished



Eagle Farm QLD Professional

Race 2: GIRLS DAY OUT 1 MARCH Class 3 Plate - 1800m

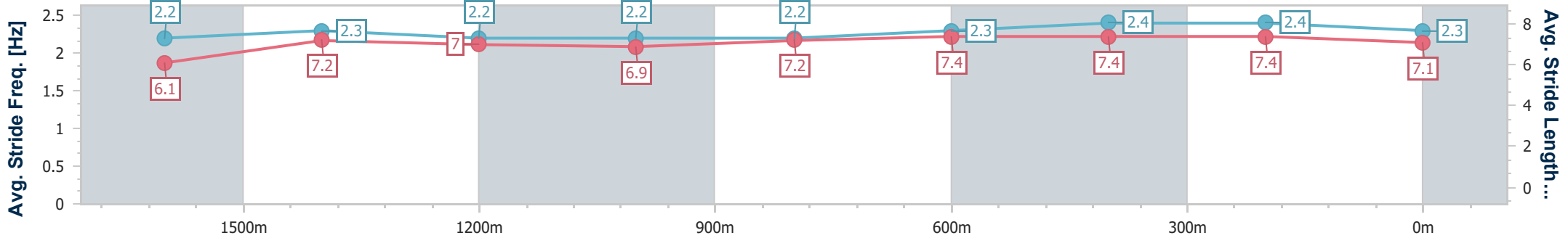
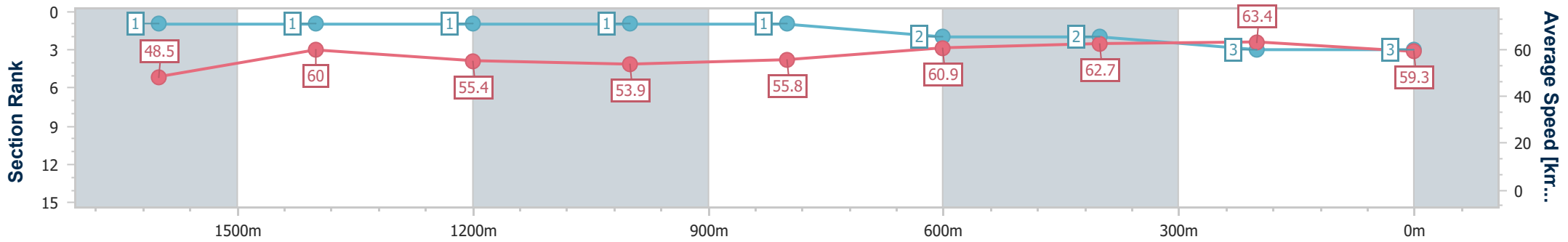
15 February 2025 - 12:49

Track Rating: Soft 6, Weather: Overcast, Rail Position: +0.5m Entire



BRISBANE RACING CLUB

Section	Overall	1600m	1400m	1200m	1000m	800m	600m	400m	200m
Section Times	1:53.59 [3] (0:15.07)	1:38.52 [1] (0:12.13)	1:26.39 [1] (0:13.00)	1:13.39 [1] (0:13.33)	1:00.06 [1] (0:12.98)	0:47.08 [1] (0:11.90)	0:35.18 [2] (0:11.58)	0:23.60 [2] (0:11.38)	0:12.22 [3] (0:12.22)
Average Speed [km/h]	48.5	60.0	55.4	53.9	55.8	60.9	62.7	63.4	59.3
Top Speed [km/h]	61.0	61.4	57.2	55.1	58.7	61.6	63.5	64.3	62.1
Avg. Dist. to Rail [m]	7.2	2.3	1.3	1.5	0.7	1.3	2.2	4.0	5.9
Avg. Stride Freq. [Hz]	2.2	2.3	2.2	2.2	2.2	2.3	2.4	2.4	2.3
Avg. Stride Length [m]	6.1	7.2	7.0	6.9	7.2	7.4	7.4	7.4	7.1



- [] Ranking at each section and finish
- .-.- No data available at this section
- NA No data available



Horse/Jockey Name	Hereditary
Final Rank	4
Fastest Section Time (Section)	0:11.08 (400m)
Top Speed [km/h] (Section)	66.5 (600m)
Race State	Finished



Eagle Farm QLD Professional

Race 2: GIRLS DAY OUT 1 MARCH Class 3 Plate - 1800m

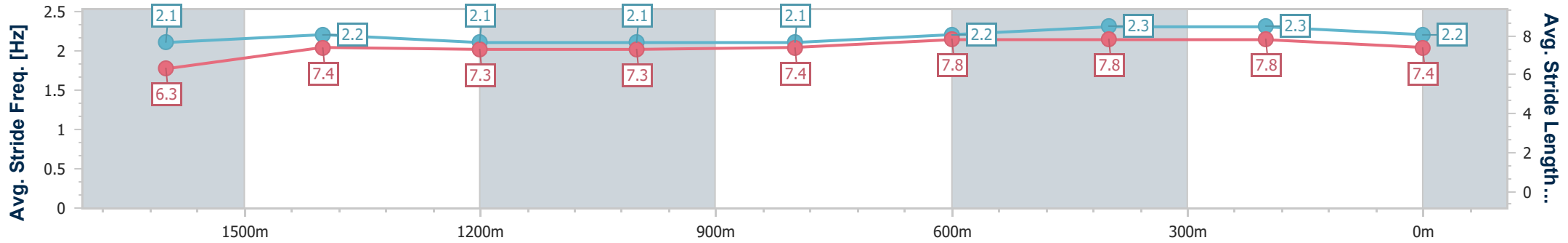
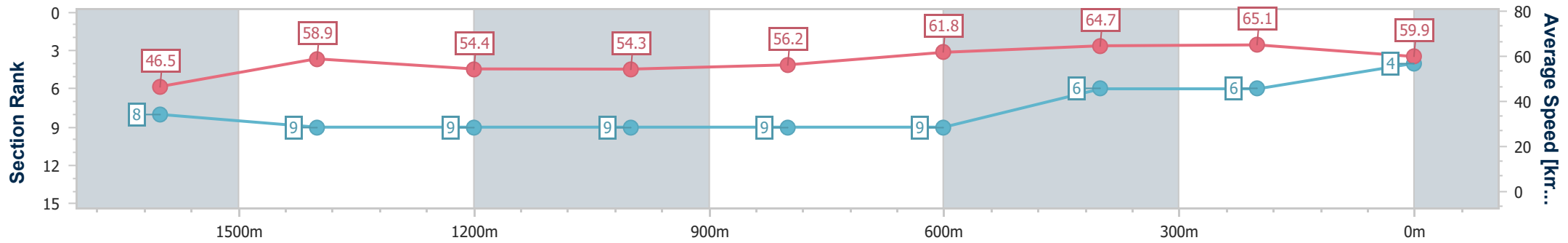
15 February 2025 - 12:49

Track Rating: Soft 6, Weather: Overcast, Rail Position: +0.5m Entire



BRISBANE RACING CLUB

Section	Overall	1600m	1400m	1200m	1000m	800m	600m	400m	200m
Section Times	1:53.64 [4] (0:15.75)	1:37.89 [8] (0:12.34)	1:25.55 [9] (0:13.25)	1:12.30 [9] (0:13.28)	0:59.02 [9] (0:12.85)	0:46.17 [9] (0:11.70)	0:34.47 [9] (0:11.25)	0:23.22 [6] (0:11.08)	0:12.14 [6] (0:12.14)
Average Speed [km/h]	46.5	58.9	54.4	54.3	56.2	61.8	64.7	65.1	59.9
Top Speed [km/h]	58.7	60.0	57.8	55.9	59.6	63.2	66.5	66.4	63.6
Avg. Dist. to Rail [m]	8.1	2.4	2.1	2.3	0.8	0.8	2.6	7.6	9.4
Avg. Stride Freq. [Hz]	2.1	2.2	2.1	2.1	2.1	2.2	2.3	2.3	2.2
Avg. Stride Length [m]	6.3	7.4	7.3	7.3	7.4	7.8	7.8	7.8	7.4



- [] Ranking at each section and finish
- .-.- No data available at this section
- NA No data available



Horse/Jockey Name	Smart Action
Final Rank	5
Fastest Section Time (Section)	0:10.99 (400m)
Top Speed [km/h] (Section)	67.0 (400m)
Race State	Finished



Eagle Farm QLD Professional

Race 2: GIRLS DAY OUT 1 MARCH Class 3 Plate - 1800m

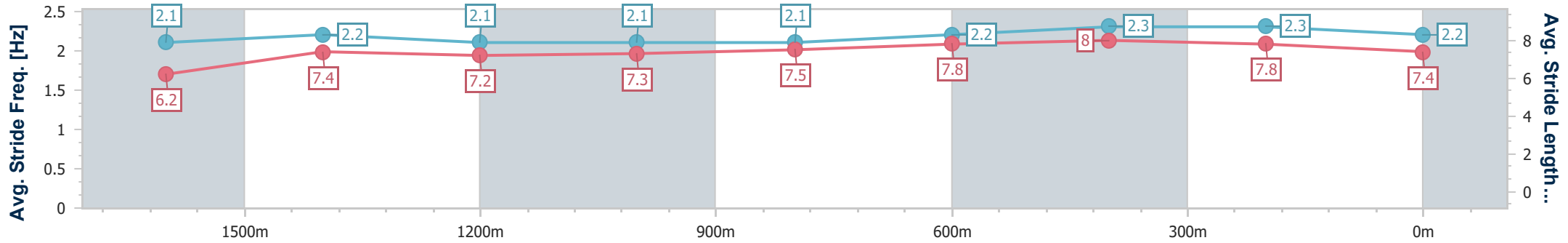
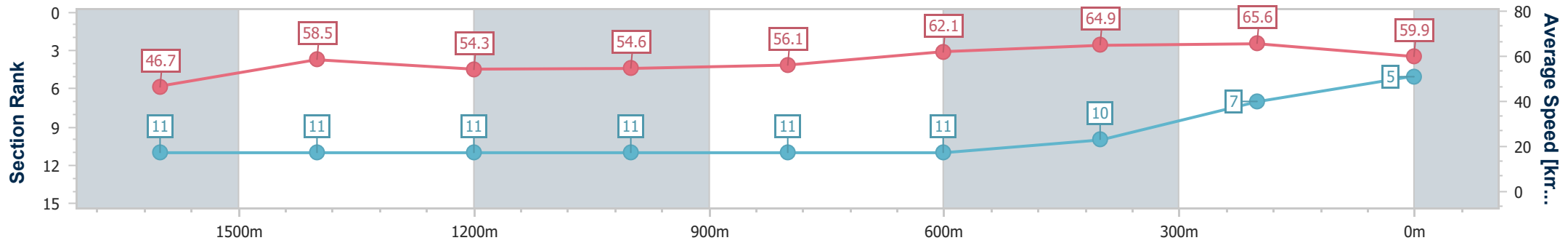
15 February 2025 - 12:49

Track Rating: Soft 6, Weather: Overcast, Rail Position: +0.5m Entire



BRISBANE RACING CLUB

Section	Overall	1600m	1400m	1200m	1000m	800m	600m	400m	200m
Section Times	1:53.64 [5] (0:15.82)	1:37.82 [11] (0:12.41)	1:25.41 [11] (0:13.28)	1:12.13 [11] (0:13.21)	0:58.92 [11] (0:12.90)	0:46.02 [11] (0:11.65)	0:34.37 [11] (0:11.28)	0:23.09 [10] (0:10.99)	0:12.10 [7] (0:12.10)
Average Speed [km/h]	46.7	58.5	54.3	54.6	56.1	62.1	64.9	65.6	59.9
Top Speed [km/h]	57.5	61.2	58.7	56.9	60.0	64.6	66.3	67.0	63.1
Avg. Dist. to Rail [m]	10.3	2.3	1.6	2.1	1.1	1.1	3.5	8.4	11.3
Avg. Stride Freq. [Hz]	2.1	2.2	2.1	2.1	2.1	2.2	2.3	2.3	2.2
Avg. Stride Length [m]	6.2	7.4	7.2	7.3	7.5	7.8	8.0	7.8	7.4



- [] Ranking at each section and finish
- .-.- No data available at this section
- NA No data available



Horse/Jockey Name	Ichiban
Final Rank	6
Fastest Section Time (Section)	0:11.21 (600m)
Top Speed [km/h] (Section)	66.1 (400m)
Race State	Finished



Eagle Farm QLD Professional

Race 2: GIRLS DAY OUT 1 MARCH Class 3 Plate - 1800m

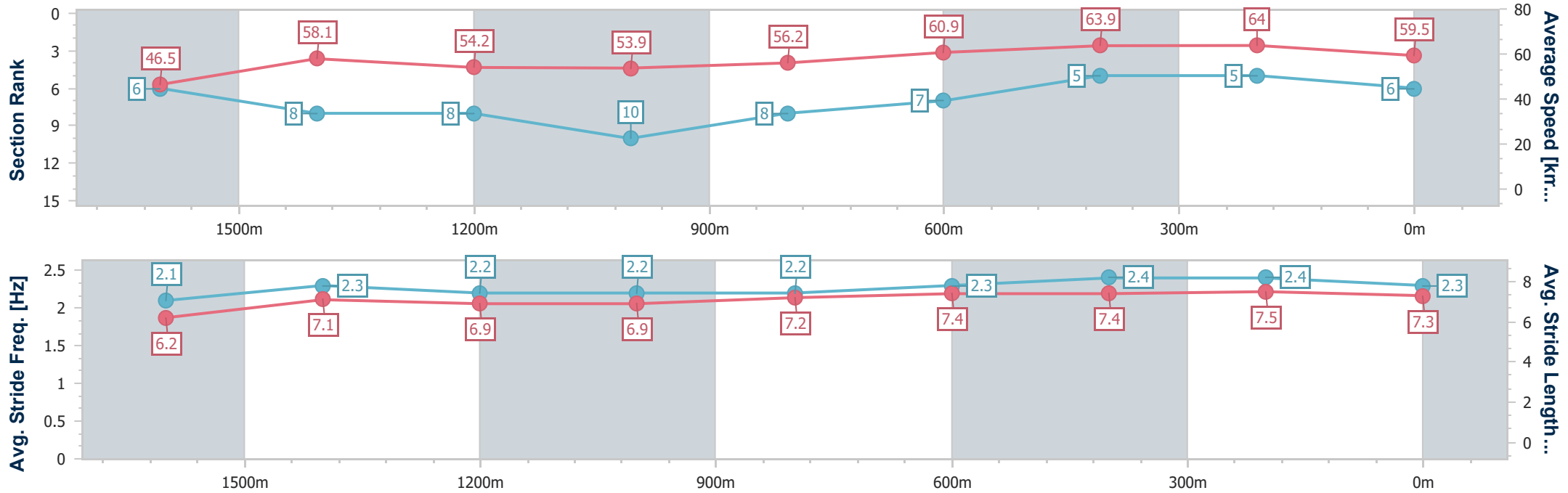
15 February 2025 - 12:49

Track Rating: Soft 6, Weather: Overcast, Rail Position: +0.5m Entire



BRISBANE RACING CLUB

Section	Overall	1600m	1400m	1200m	1000m	800m	600m	400m	200m
Section Times	1:53.64 [6] (0:15.54)	1:38.10 [6] (0:12.43)	1:25.67 [8] (0:13.29)	1:12.38 [8] (0:13.40)	0:58.98 [10] (0:12.65)	0:46.33 [8] (0:11.67)	0:34.66 [7] (0:11.21)	0:23.45 [5] (0:11.24)	0:12.21 [5] (0:12.21)
Average Speed [km/h]	46.5	58.1	54.2	53.9	56.2	60.9	63.9	64.0	59.5
Top Speed [km/h]	57.7	59.4	56.7	55.1	58.7	62.4	66.1	66.1	61.5
Avg. Dist. to Rail [m]	4.7	1.1	0.9	0.9	2.3	3.1	1.7	6.0	9.5
Avg. Stride Freq. [Hz]	2.1	2.3	2.2	2.2	2.2	2.3	2.4	2.4	2.3
Avg. Stride Length [m]	6.2	7.1	6.9	6.9	7.2	7.4	7.4	7.5	7.3



- [] Ranking at each section and finish
- .-.- No data available at this section
- NA No data available



Horse/Jockey Name	Watermelon
Final Rank	7
Fastest Section Time (Section)	0:11.42 (400m)
Top Speed [km/h] (Section)	64.4 (600m)
Race State	Finished



Eagle Farm QLD Professional

Race 2: GIRLS DAY OUT 1 MARCH Class 3 Plate - 1800m

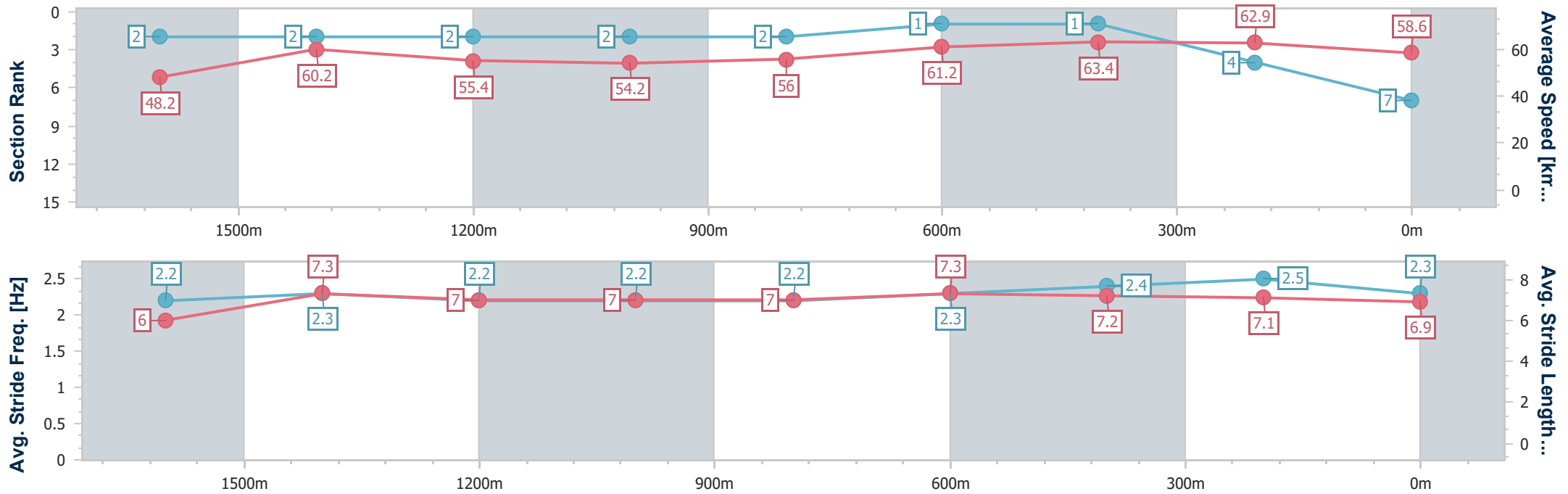
15 February 2025 - 12:49

Track Rating: Soft 6, Weather: Overcast, Rail Position: +0.5m Entire



BRISBANE RACING CLUB

Section	Overall	1600m	1400m	1200m	1000m	800m	600m	400m	200m
Section Times	1:53.77 [7] (0:15.14)	1:38.63 [2] (0:12.13)	1:26.50 [2] (0:13.05)	1:13.45 [2] (0:13.29)	1:00.16 [2] (0:12.98)	0:47.18 [2] (0:11.81)	0:35.37 [1] (0:11.56)	0:23.81 [1] (0:11.42)	0:12.39 [4] (0:12.39)
Average Speed [km/h]	48.2	60.2	55.4	54.2	56.0	61.2	63.4	62.9	58.6
Top Speed [km/h]	61.3	62.0	57.5	55.1	59.2	63.2	64.4	63.9	60.9
Avg. Dist. to Rail [m]	7.3	3.3	2.0	2.3	1.7	1.3	3.3	7.7	8.7
Avg. Stride Freq. [Hz]	2.2	2.3	2.2	2.2	2.2	2.3	2.4	2.5	2.3
Avg. Stride Length [m]	6.0	7.3	7.0	7.0	7.0	7.3	7.2	7.1	6.9



- [] Ranking at each section and finish
- .-.- No data available at this section
- NA No data available



Horse/Jockey Name	Classique Gal
Final Rank	8
Fastest Section Time (Section)	0:11.32 (400m)
Top Speed [km/h] (Section)	65.2 (400m)
Race State	Finished



Eagle Farm QLD Professional

Race 2: GIRLS DAY OUT 1 MARCH Class 3 Plate - 1800m

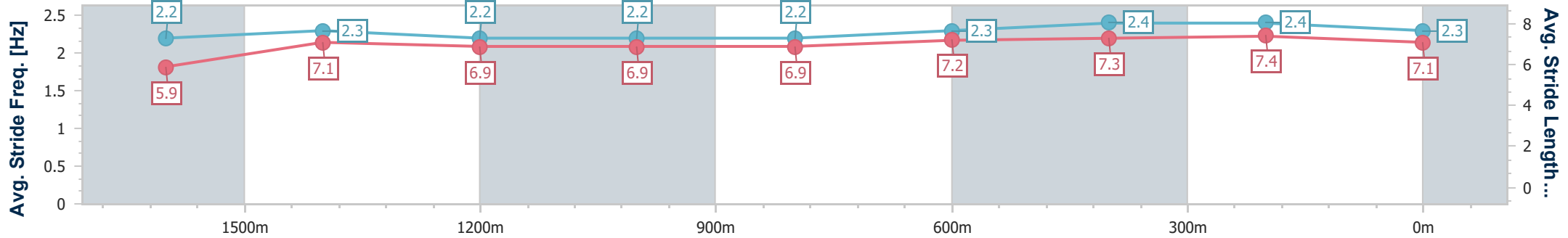
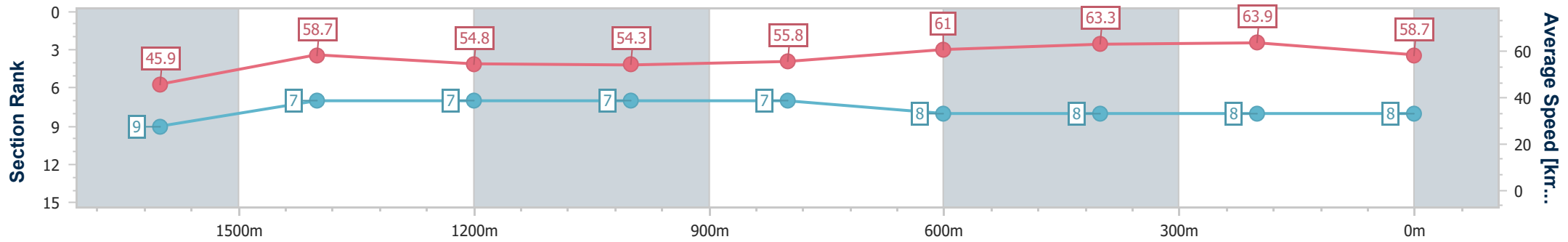
15 February 2025 - 12:49

Track Rating: Soft 6, Weather: Overcast, Rail Position: +0.5m Entire



BRISBANE RACING CLUB

Section	Overall	1600m	1400m	1200m	1000m	800m	600m	400m	200m
Section Times	1:54.04 [8] (0:15.76)	1:38.28 [9] (0:12.20)	1:26.08 [7] (0:13.16)	1:12.92 [7] (0:13.24)	0:59.68 [7] (0:12.89)	0:46.79 [7] (0:11.79)	0:35.00 [8] (0:11.39)	0:23.61 [8] (0:11.32)	0:12.29 [8] (0:12.29)
Average Speed [km/h]	45.9	58.7	54.8	54.3	55.8	61.0	63.3	63.9	58.7
Top Speed [km/h]	58.7	59.7	57.4	56.9	59.1	63.4	65.0	65.2	62.5
Avg. Dist. to Rail [m]	4.8	0.7	0.5	0.4	0.3	0.3	1.0	5.9	9.5
Avg. Stride Freq. [Hz]	2.2	2.3	2.2	2.2	2.2	2.3	2.4	2.4	2.3
Avg. Stride Length [m]	5.9	7.1	6.9	6.9	6.9	7.2	7.3	7.4	7.1



- [] Ranking at each section and finish
- .-.- No data available at this section
- NA No data available



Horse/Jockey Name	Brave Boy
Final Rank	9
Fastest Section Time (Section)	0:11.34 (400m)
Top Speed [km/h] (Section)	64.6 (400m)
Race State	Finished



Eagle Farm QLD Professional

Race 2: GIRLS DAY OUT 1 MARCH Class 3 Plate - 1800m

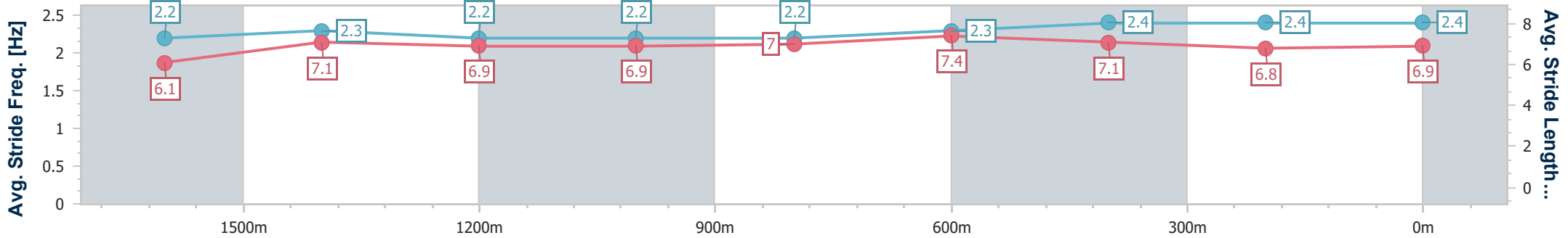
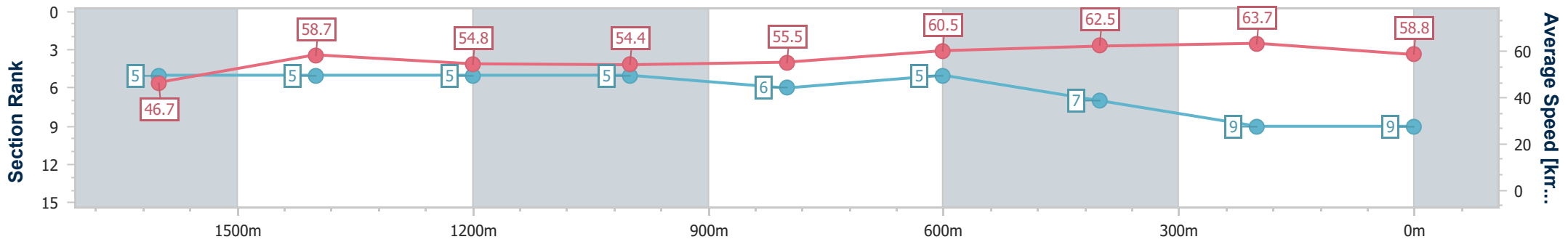
15 February 2025 - 12:49

Track Rating: Soft 6, Weather: Overcast, Rail Position: +0.5m Entire



BRISBANE RACING CLUB

Section	Overall	1600m	1400m	1200m	1000m	800m	600m	400m	200m
Section Times	1:54.08 [9] (0:15.38)	1:38.70 [5] (0:12.19)	1:26.51 [5] (0:13.11)	1:13.40 [5] (0:13.26)	1:00.14 [5] (0:12.97)	0:47.17 [6] (0:11.91)	0:35.26 [5] (0:11.61)	0:23.65 [7] (0:11.34)	0:12.31 [9] (0:12.31)
Average Speed [km/h]	46.7	58.7	54.8	54.4	55.5	60.5	62.5	63.7	58.8
Top Speed [km/h]	57.7	59.5	57.8	55.7	58.4	61.5	64.3	64.6	61.8
Avg. Dist. to Rail [m]	3.1	1.5	1.4	0.6	0.4	0.5	2.3	6.6	7.4
Avg. Stride Freq. [Hz]	2.2	2.3	2.2	2.2	2.2	2.3	2.4	2.4	2.4
Avg. Stride Length [m]	6.1	7.1	6.9	6.9	7.0	7.4	7.1	6.8	6.9



- [] Ranking at each section and finish
- .-.- No data available at this section
- NA No data available



Horse/Jockey Name	Brynnr
Final Rank	10
Fastest Section Time (Section)	0:11.46 (400m)
Top Speed [km/h] (Section)	64.6 (400m)
Race State	Finished



Eagle Farm QLD Professional

Race 2: GIRLS DAY OUT 1 MARCH Class 3 Plate - 1800m

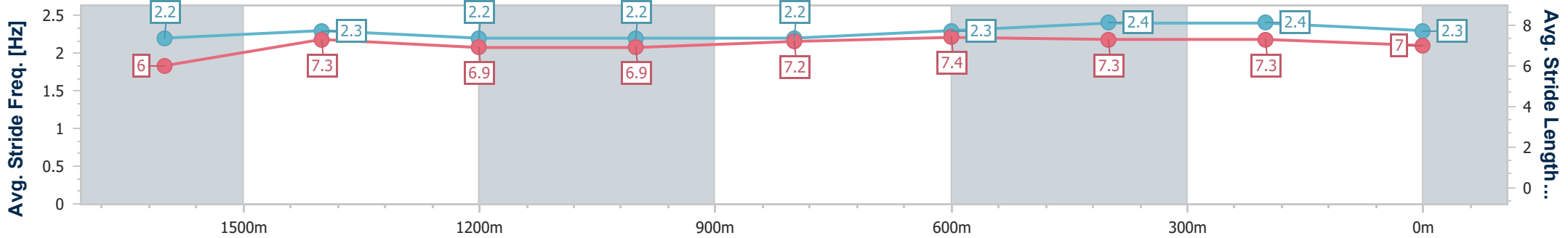
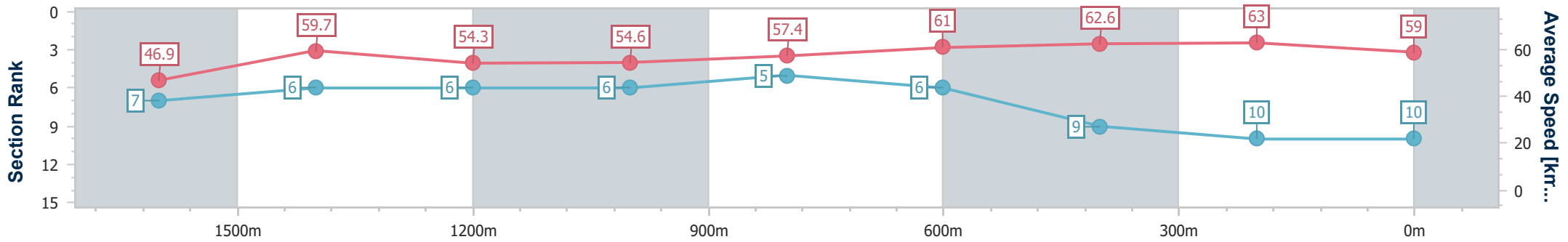
15 February 2025 - 12:49

Track Rating: Soft 6, Weather: Overcast, Rail Position: +0.5m Entire



BRISBANE RACING CLUB

Section	Overall	1600m	1400m	1200m	1000m	800m	600m	400m	200m				
Section Times	1:54.24 [10] (0:15.61)	1:38.63 [7] (0:12.17)	1:26.46 [6] (0:13.26)	1:13.20 [6] (0:13.20)	1:00.00 [6] (0:12.67)	0:47.33 [5] (0:11.92)	0:35.41 [6] (0:11.68)	0:23.73 [9] (0:11.46)	0:12.27 [10] (0:12.27)				
Average Speed [km/h]	46.9	59.7	54.3	54.6	57.4	61.0	62.6	63.0	59.0				
Top Speed [km/h]	60.9	61.0	57.3	55.8	59.8	62.3	63.2	64.6	61.4				
Avg. Dist. to Rail [m]	8.5	2.2	1.6	2.1	1.7	1.9	3.9	7.9	9.1				
Avg. Stride Freq. [Hz]	2.2	2.3	2.2	2.2	2.2	2.3	2.4	2.4	2.3				
Avg. Stride Length [m]	6.0	7.3	6.9	6.9	7.2	7.4	7.3	7.3	7.0				



- [] Ranking at each section and finish
- .-.- No data available at this section
- NA No data available



Horse/Jockey Name	Better Tomorrow
Final Rank	11
Fastest Section Time (Section)	0:11.38 (600m)
Top Speed [km/h] (Section)	64.5 (600m)
Race State	Finished



Eagle Farm QLD Professional

Race 2: GIRLS DAY OUT 1 MARCH Class 3 Plate - 1800m

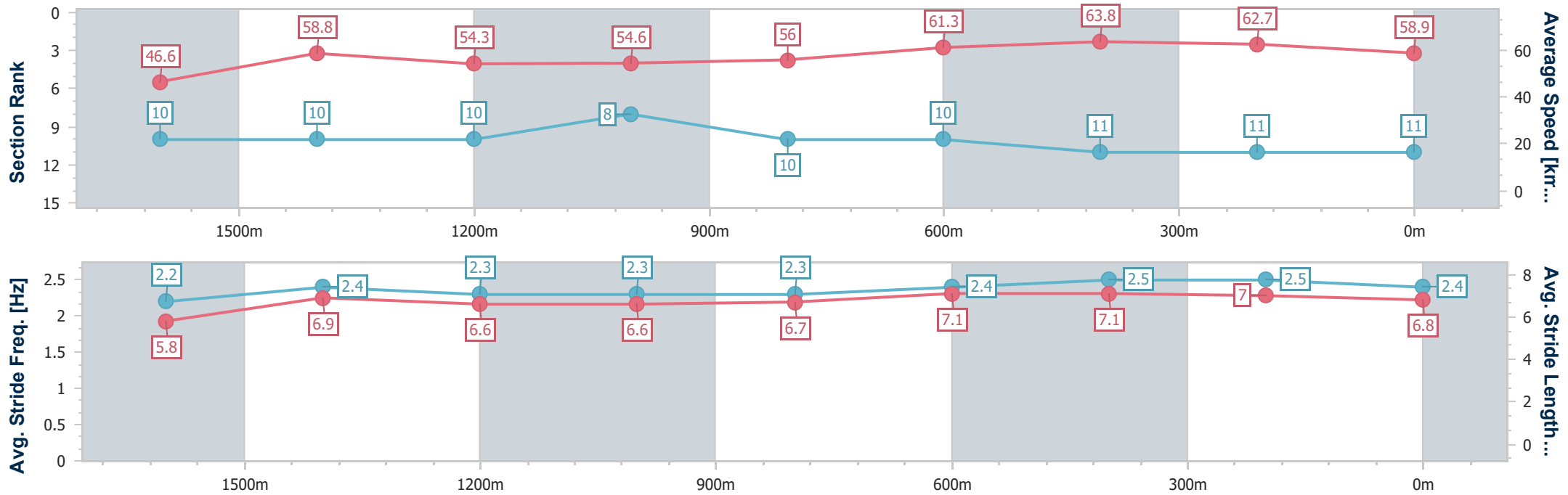
15 February 2025 - 12:49

Track Rating: Soft 6, Weather: Overcast, Rail Position: +0.5m Entire



BRISBANE RACING CLUB

Section	Overall	1600m	1400m	1200m	1000m	800m	600m	400m	200m
Section Times	1:54.36 [11] (0:15.77)	1:38.59 [10] (0:12.39)	1:26.20 [10] (0:13.23)	1:12.97 [10] (0:13.18)	0:59.79 [8] (0:12.92)	0:46.87 [10] (0:11.74)	0:35.13 [10] (0:11.38)	0:23.75 [11] (0:11.47)	0:12.28 [11] (0:12.28)
Average Speed [km/h]	46.6	58.8	54.3	54.6	56.0	61.3	63.8	62.7	58.9
Top Speed [km/h]	58.7	60.2	57.7	56.5	59.6	62.7	64.5	64.1	61.7
Avg. Dist. to Rail [m]	9.7	1.9	0.8	1.1	0.6	0.2	1.9	7.8	7.1
Avg. Stride Freq. [Hz]	2.2	2.4	2.3	2.3	2.3	2.4	2.5	2.5	2.4
Avg. Stride Length [m]	5.8	6.9	6.6	6.6	6.7	7.1	7.1	7.0	6.8



- [] Ranking at each section and finish
- .-.- No data available at this section
- NA No data available