



**Eagle Farm QLD Professional**  
**Race 4: RYAN "SCRUBBER" HARDIKER Colts, Geldings & Entires**  
**BENCHMARK 70 Handicap - 1200m**  
**15 February 2025 - 13:58**



BRISBANE  
RACING CLUB

Track Rating: Soft 6, Weather: Overcast, Rail Position: +0.5m Entire

Section		Overall	1000m	800m	600m	400m	200m	Last 600m					
Field Times		1:10.34 (0:13.26)	0:57.08 (0:10.99)	0:46.09 (0:11.28)	0:34.81 (0:11.48)	0:23.33 (0:11.21)	0:12.12 (0:12.12)	0:34.81					
Rank	TAB Horse/Jockey	Barrier	Top Speed [km/h]	Fastest Section						Margin	Distance Travelled [m]		
1	10 CASPERNOVA Vlad Duric	6	67.5 800m	0:11.02 800m	1:10.34 [1] (0:13.81)	0:56.53 [5] (0:11.13)	0:45.40 [4] (0:11.02)	0:34.38 [4] (0:11.19)	0:23.19 [3] (0:11.07)	0:12.12 [1] (0:12.12)	1:10.34	0:34.38	
2	16 KALUMBURU Cobi Vitler	10	67.4 400m	0:10.81 400m	1:10.58 [2] (0:14.27)	0:56.31 [9] (0:11.34)	0:44.97 [10] (0:11.20)	0:33.77 [10] (0:11.24)	0:22.53 [10] (0:10.81)	0:11.72 [5] (0:11.72)	1.41L	0:33.77	-2
3	12 NO NAME FRANK Georgina Cartwright	4	66.1 Overall	0:11.18 800m	1:10.94 [3] (0:13.49)	0:57.45 [3] (0:11.23)	0:46.22 [3] (0:11.18)	0:35.04 [3] (0:11.30)	0:23.74 [4] (0:11.36)	0:12.38 [3] (0:12.38)	3.5L	0:35.04	-1
4	7 BOOM MASTER Siobhan Rutledge	14	67.6 1000m	0:10.90 1000m	1:11.07 [4] (0:13.36)	0:57.71 [2] (0:10.90)	0:46.81 [2] (0:11.36)	0:35.45 [2] (0:11.47)	0:23.98 [2] (0:11.42)	0:12.56 [2] (0:12.56)	4.26L	0:35.45	+1
5	13 FIGHTING IDOL Tahlia Fenlon	5	66.5 800m	0:11.15 800m	1:11.09 [5] (0:13.80)	0:57.29 [4] (0:11.29)	0:46.00 [5] (0:11.15)	0:34.85 [5] (0:11.34)	0:23.51 [5] (0:11.30)	0:12.21 [6] (0:12.21)	4.39L	0:34.85	-5
6	8 BOOM SHOT Kyle Wilson-Taylor	7	65.9 800m	0:11.10 800m	1:11.22 [6] (0:14.17)	0:57.05 [8] (0:11.15)	0:45.90 [8] (0:11.10)	0:34.80 [7] (0:11.41)	0:23.39 [8] (0:11.25)	0:12.14 [7] (0:12.14)	5.16L	0:34.80	-6
7	4 KEMI ZABI Angela Jones	16	66.5 800m	0:11.15 800m	1:11.28 [7] (0:14.27)	0:57.01 [10] (0:11.20)	0:45.81 [9] (0:11.15)	0:34.66 [9] (0:11.26)	0:23.40 [9] (0:11.25)	0:12.15 [8] (0:12.15)	5.49L	0:34.66	+3
8	14 MR WANDJI Ron Stewart	8	67.2 800m	0:11.21 800m	1:11.80 [8] (0:14.01)	0:57.79 [7] (0:11.25)	0:46.54 [7] (0:11.21)	0:35.33 [8] (0:11.25)	0:24.08 [7] (0:11.51)	0:12.57 [9] (0:12.57)	8.56L	0:35.33	+2
9	6 RUNWITHTHETIDE Emily Lang	2	67.3 1000m	0:10.99 1000m	1:12.13 [9] (0:13.26)	0:58.87 [1] (0:10.99)	0:47.88 [1] (0:11.28)	0:36.60 [1] (0:11.48)	0:25.12 [1] (0:11.80)	0:13.32 [4] (0:13.32)	10.52L	0:36.60	+1
10	11 ZINGALONG Paul Hamblin	12	67.6 800m	0:11.10 800m	1:12.94 [10] (0:13.91)	0:59.03 [6] (0:11.32)	0:47.71 [6] (0:11.10)	0:36.61 [6] (0:11.39)	0:25.22 [6] (0:11.59)	0:13.63 [10] (0:13.63)	15.27L	0:36.61	+4

Scratched: Kavak (#9), Clubhouse (#18), Action King (#3), Redzoust (#5), Inlanda (#17), The Gambling Greek (#15), About To Explode (#2), Hellish (#1)

[ ] Ranking at each section and finish  
 -:-:- No data available at this section  
 NA No data available  
 SCN Saddle cloth number  
 DNF Did not finish  
 DNT Did not track



Horse/Jockey Name	Caspernova
Final Rank	1
Fastest Section Time (Section)	0:11.02 (800m)
Top Speed [km/h] (Section)	67.5 (800m)
Race State	Finished



Eagle Farm QLD Professional  
 Race 4: RYAN "SCRUBBER" HARDIKER Colts, Geldings & Entires BENCHMARK 70 Handicap - 1200m

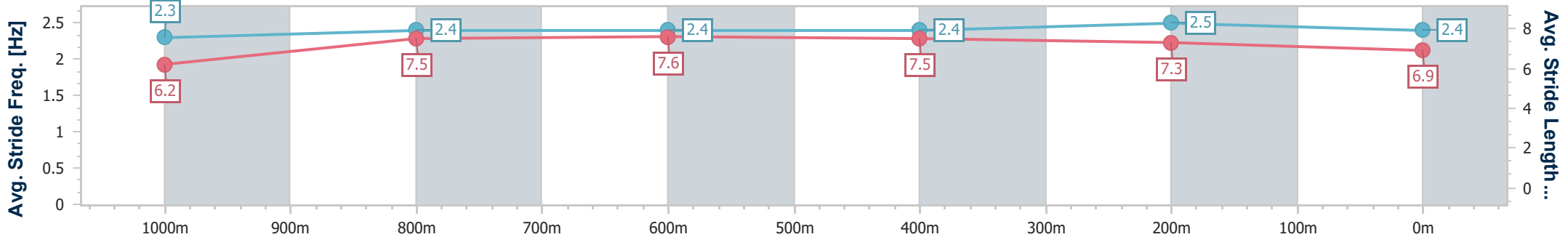
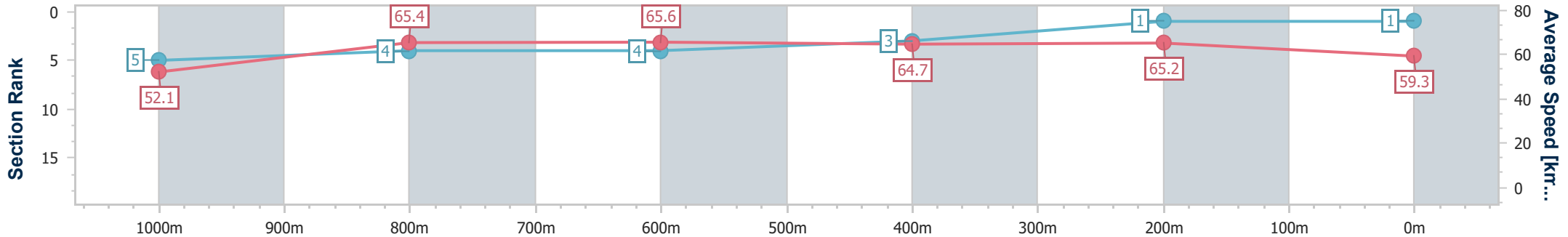
15 February 2025 - 13:58

Track Rating: Soft 6, Weather: Overcast, Rail Position: +0.5m Entire



BRISBANE RACING CLUB

Section	Overall	1000m	800m	600m	400m	200m
Section Times	1:10.34 [1] (0:13.81)	0:56.53 [5] (0:11.13)	0:45.40 [4] (0:11.02)	0:34.38 [4] (0:11.19)	0:23.19 [3] (0:11.07)	0:12.12 [1] (0:12.12)
Average Speed [km/h]	52.1	65.4	65.6	64.7	65.2	59.3
Top Speed [km/h]	64.7	67.2	67.5	66.0	66.1	64.3
Avg. Dist. to Rail [m]	2.8	2.0	1.3	0.9	3.9	5.3
Avg. Stride Freq. [Hz]	2.3	2.4	2.4	2.4	2.5	2.4
Avg. Stride Length [m]	6.2	7.5	7.6	7.5	7.3	6.9



- [ ] Ranking at each section and finish
- .-.- No data available at this section
- NA No data available



Horse/Jockey Name	Kalumburu
Final Rank	2
Fastest Section Time (Section)	0:10.81 (400m)
Top Speed [km/h] (Section)	67.4 (400m)
Race State	Finished



Eagle Farm QLD Professional  
 Race 4: RYAN "SCRUBBER" HARDIKER Colts, Geldings & Entires BENCHMARK 70 Handicap - 1200m

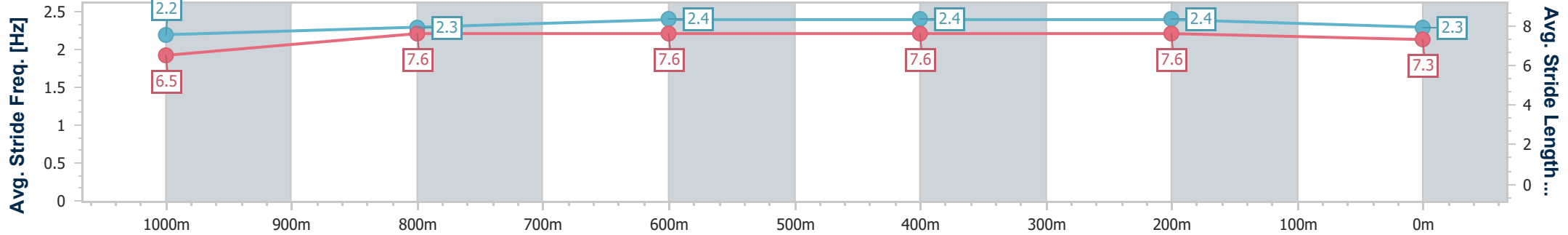
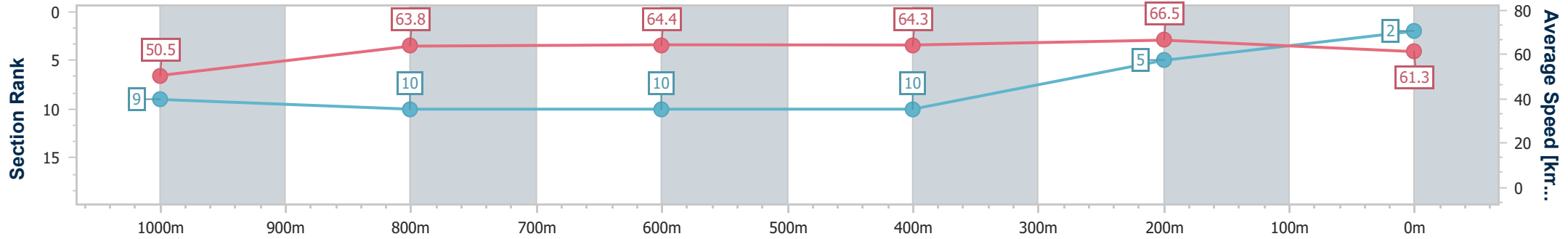


BRISBANE RACING CLUB

15 February 2025 - 13:58

Track Rating: Soft 6, Weather: Overcast, Rail Position: +0.5m Entire

Section	Overall	1000m	800m	600m	400m	200m
Section Times	1:10.58 [2] (0:14.27)	0:56.31 [9] (0:11.34)	0:44.97 [10] (0:11.20)	0:33.77 [10] (0:11.24)	0:22.53 [10] (0:10.81)	0:11.72 [5] (0:11.72)
Average Speed [km/h]	50.5	63.8	64.4	64.3	66.5	61.3
Top Speed [km/h]	64.8	65.4	65.3	66.6	67.4	65.4
Avg. Dist. to Rail [m]	3.1	1.2	0.6	1.0	6.0	6.0
Avg. Stride Freq. [Hz]	2.2	2.3	2.4	2.4	2.4	2.3
Avg. Stride Length [m]	6.5	7.6	7.6	7.6	7.6	7.3



- [ ] Ranking at each section and finish
- .-.- No data available at this section
- NA No data available



Horse/Jockey Name	No Name Frank
Final Rank	3
Fastest Section Time (Section)	0:11.18 (800m)
Top Speed [km/h] (Section)	66.1 (Overall)
Race State	Finished



Eagle Farm QLD Professional  
 Race 4: RYAN "SCRUBBER" HARDIKER Colts, Geldings & Entires BENCHMARK 70 Handicap - 1200m

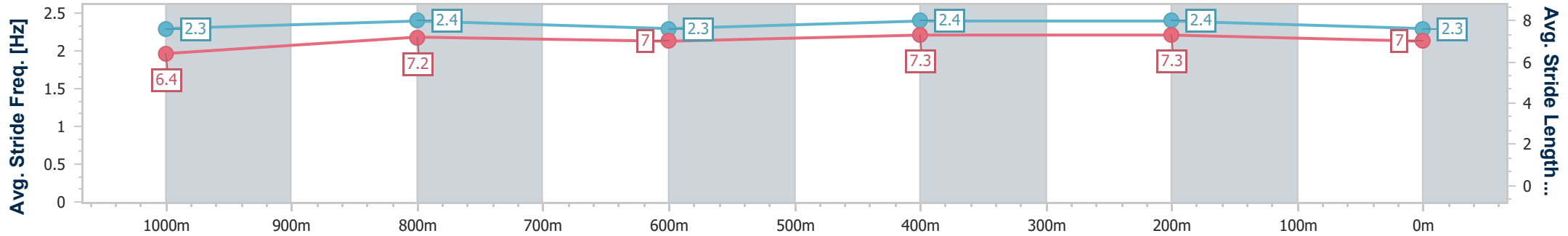
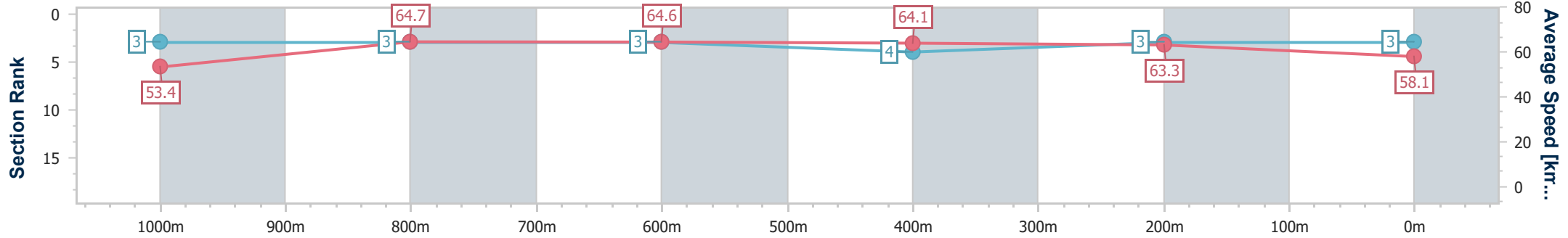
15 February 2025 - 13:58

Track Rating: Soft 6, Weather: Overcast, Rail Position: +0.5m Entire



BRISBANE RACING CLUB

Section	Overall	1000m	800m	600m	400m	200m
Section Times	1:10.94 [3] (0:13.49)	0:57.45 [3] (0:11.23)	0:46.22 [3] (0:11.18)	0:35.04 [3] (0:11.30)	0:23.74 [4] (0:11.36)	0:12.38 [3] (0:12.38)
Average Speed [km/h]	53.4	64.7	64.6	64.1	63.3	58.1
Top Speed [km/h]	66.1	66.0	65.6	64.3	64.6	61.4
Avg. Dist. to Rail [m]	1.6	1.8	1.1	0.4	0.5	1.3
Avg. Stride Freq. [Hz]	2.3	2.4	2.3	2.4	2.4	2.3
Avg. Stride Length [m]	6.4	7.2	7.0	7.3	7.3	7.0



- [ ] Ranking at each section and finish
- .-.- No data available at this section
- NA No data available



Horse/Jockey Name	Boom Master
Final Rank	4
Fastest Section Time (Section)	0:10.90 (1000m)
Top Speed [km/h] (Section)	67.6 (1000m)
Race State	Finished



Eagle Farm QLD Professional  
 Race 4: RYAN "SCRUBBER" HARDIKER Colts, Geldings & Entires BENCHMARK 70 Handicap - 1200m

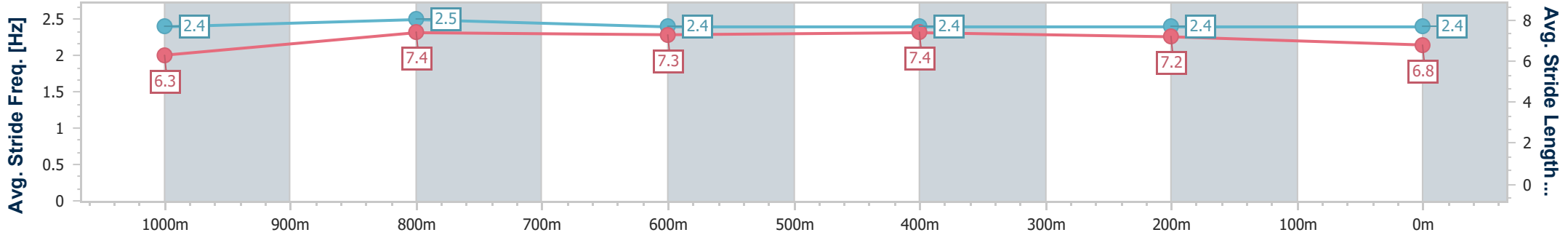
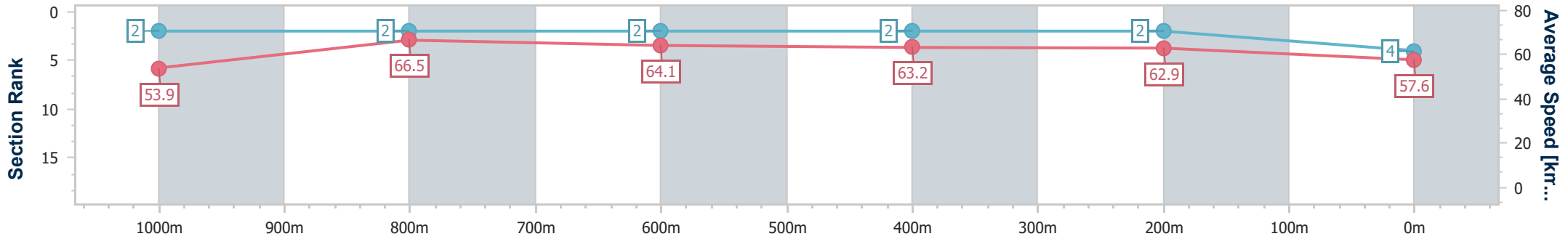
15 February 2025 - 13:58

Track Rating: Soft 6, Weather: Overcast, Rail Position: +0.5m Entire



BRISBANE RACING CLUB

Section	Overall	1000m	800m	600m	400m	200m
Section Times	1:11.07 [4] (0:13.36)	0:57.71 [2] (0:10.90)	0:46.81 [2] (0:11.36)	0:35.45 [2] (0:11.47)	0:23.98 [2] (0:11.42)	0:12.56 [2] (0:12.56)
Average Speed [km/h]	53.9	66.5	64.1	63.2	62.9	57.6
Top Speed [km/h]	67.2	67.6	65.5	65.1	64.7	60.8
Avg. Dist. to Rail [m]	4.8	1.8	2.0	1.3	4.4	4.6
Avg. Stride Freq. [Hz]	2.4	2.5	2.4	2.4	2.4	2.4
Avg. Stride Length [m]	6.3	7.4	7.3	7.4	7.2	6.8



- [ ] Ranking at each section and finish
- .-.- No data available at this section
- NA No data available



Horse/Jockey Name	Fighting Idol
Final Rank	5
Fastest Section Time (Section)	0:11.15 (800m)
Top Speed [km/h] (Section)	66.5 (800m)
Race State	Finished



Eagle Farm QLD Professional  
 Race 4: RYAN "SCRUBBER" HARDIKER Colts, Geldings & Entires BENCHMARK 70 Handicap - 1200m

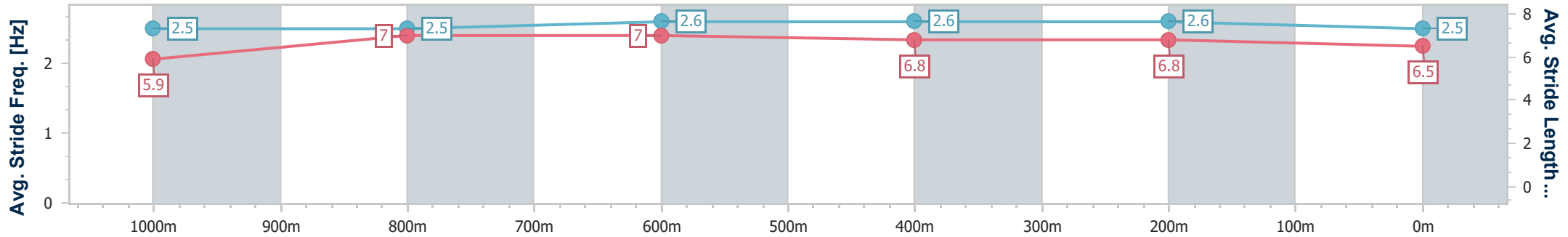
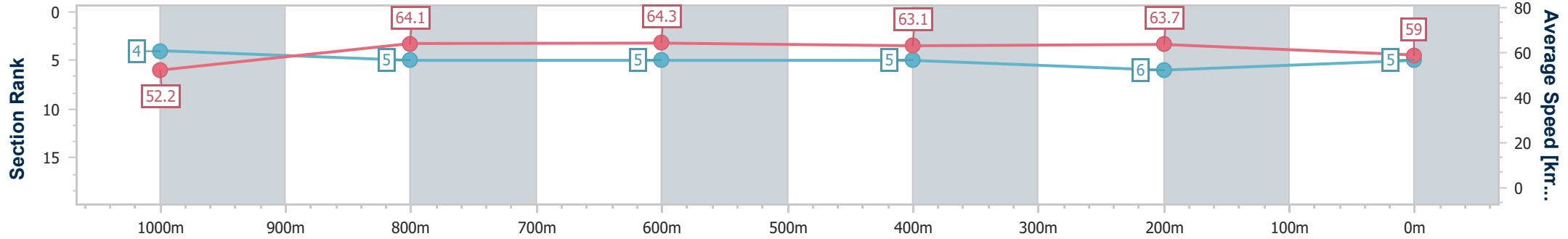


BRISBANE RACING CLUB

15 February 2025 - 13:58

Track Rating: Soft 6, Weather: Overcast, Rail Position: +0.5m Entire

Section	Overall	1000m	800m	600m	400m	200m
Section Times	1:11.09 [5] (0:13.80)	0:57.29 [4] (0:11.29)	0:46.00 [5] (0:11.15)	0:34.85 [5] (0:11.34)	0:23.51 [5] (0:11.30)	0:12.21 [6] (0:12.21)
Average Speed [km/h]	52.2	64.1	64.3	63.1	63.7	59.0
Top Speed [km/h]	65.1	66.2	66.5	64.5	65.5	61.9
Avg. Dist. to Rail [m]	1.6	0.6	0.3	1.3	1.0	3.6
Avg. Stride Freq. [Hz]	2.5	2.5	2.6	2.6	2.6	2.5
Avg. Stride Length [m]	5.9	7.0	7.0	6.8	6.8	6.5



- [ ] Ranking at each section and finish
- .-.- No data available at this section
- NA No data available



Horse/Jockey Name	Boom Shot
Final Rank	6
Fastest Section Time (Section)	0:11.10 (800m)
Top Speed [km/h] (Section)	65.9 (800m)
Race State	Finished



Eagle Farm QLD Professional  
 Race 4: RYAN "SCRUBBER" HARDIKER Colts, Geldings & Entires BENCHMARK 70 Handicap - 1200m

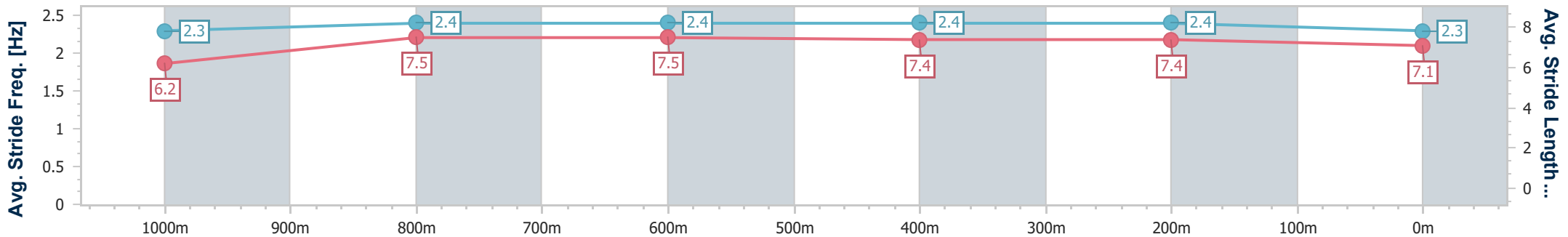
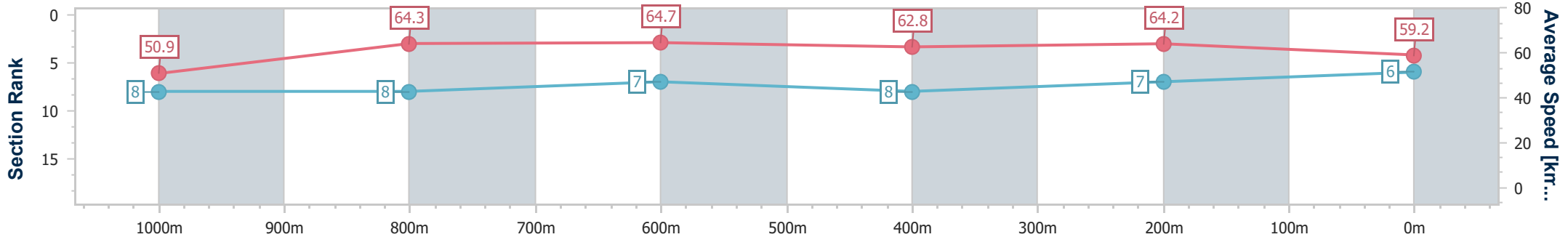
15 February 2025 - 13:58

Track Rating: Soft 6, Weather: Overcast, Rail Position: +0.5m Entire



BRISBANE RACING CLUB

Section	Overall	1000m	800m	600m	400m	200m
Section Times	1:11.22 [6] (0:14.17)	0:57.05 [8] (0:11.15)	0:45.90 [8] (0:11.10)	0:34.80 [7] (0:11.41)	0:23.39 [8] (0:11.25)	0:12.14 [7] (0:12.14)
Average Speed [km/h]	50.9	64.3	64.7	62.8	64.2	59.2
Top Speed [km/h]	64.4	65.3	65.9	64.0	65.5	62.4
Avg. Dist. to Rail [m]	1.3	1.2	0.6	0.4	1.3	2.4
Avg. Stride Freq. [Hz]	2.3	2.4	2.4	2.4	2.4	2.3
Avg. Stride Length [m]	6.2	7.5	7.5	7.4	7.4	7.1



- [ ] Ranking at each section and finish
- .-.- No data available at this section
- NA No data available



Horse/Jockey Name	Kemi Zabi
Final Rank	7
Fastest Section Time (Section)	0:11.15 (800m)
Top Speed [km/h] (Section)	66.5 (800m)
Race State	Finished



Eagle Farm QLD Professional  
 Race 4: RYAN "SCRUBBER" HARDIKER Colts, Geldings & Entires BENCHMARK 70 Handicap - 1200m

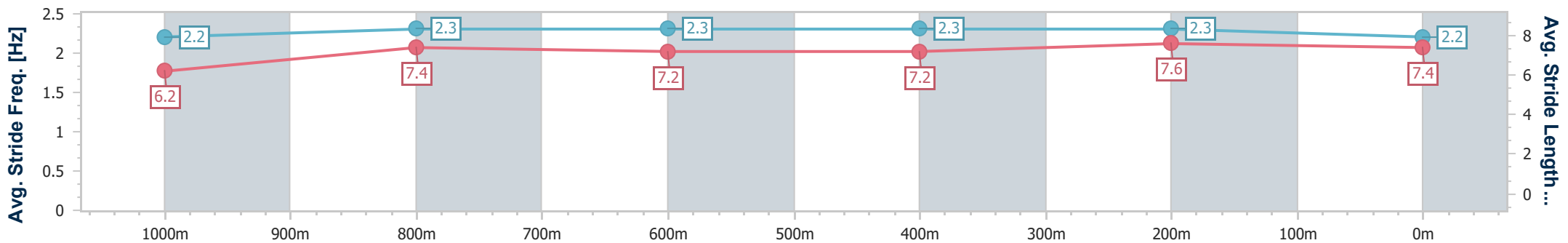
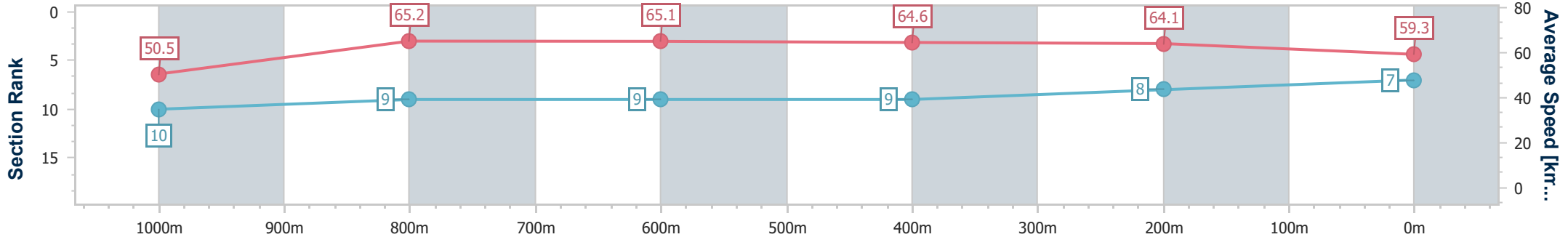
15 February 2025 - 13:58

Track Rating: Soft 6, Weather: Overcast, Rail Position: +0.5m Entire



BRISBANE RACING CLUB

Section	Overall	1000m	800m	600m	400m	200m
Section Times	1:11.28 [7] (0:14.27)	0:57.01 [10] (0:11.20)	0:45.81 [9] (0:11.15)	0:34.66 [9] (0:11.26)	0:23.40 [9] (0:11.25)	0:12.15 [8] (0:12.15)
Average Speed [km/h]	50.5	65.2	65.1	64.6	64.1	59.3
Top Speed [km/h]	64.9	66.1	66.5	65.2	65.2	62.3
Avg. Dist. to Rail [m]	5.3	3.0	2.2	1.7	5.9	7.9
Avg. Stride Freq. [Hz]	2.2	2.3	2.3	2.3	2.3	2.2
Avg. Stride Length [m]	6.2	7.4	7.2	7.2	7.6	7.4



- [ ] Ranking at each section and finish
- .-.- No data available at this section
- NA No data available





Horse/Jockey Name	Mr Wandji
Final Rank	8
Fastest Section Time (Section)	0:11.21 (800m)
Top Speed [km/h] (Section)	67.2 (800m)
Race State	Finished



Eagle Farm QLD Professional  
 Race 4: RYAN "SCRUBBER" HARDIKER Colts, Geldings & Entires BENCHMARK 70 Handicap - 1200m

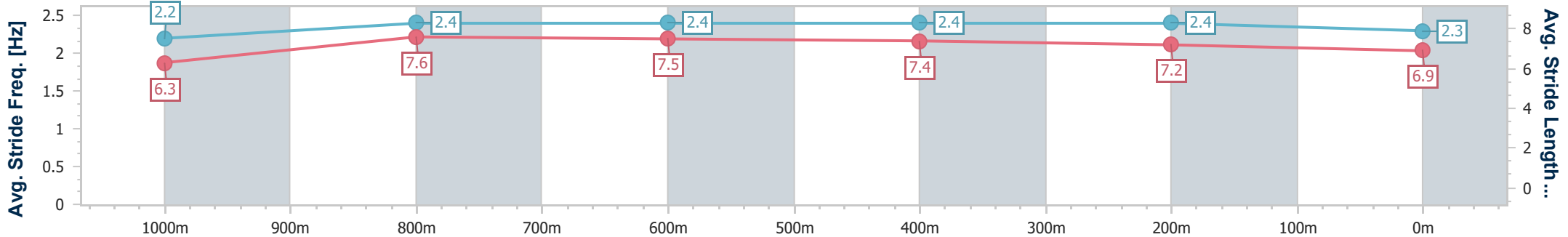
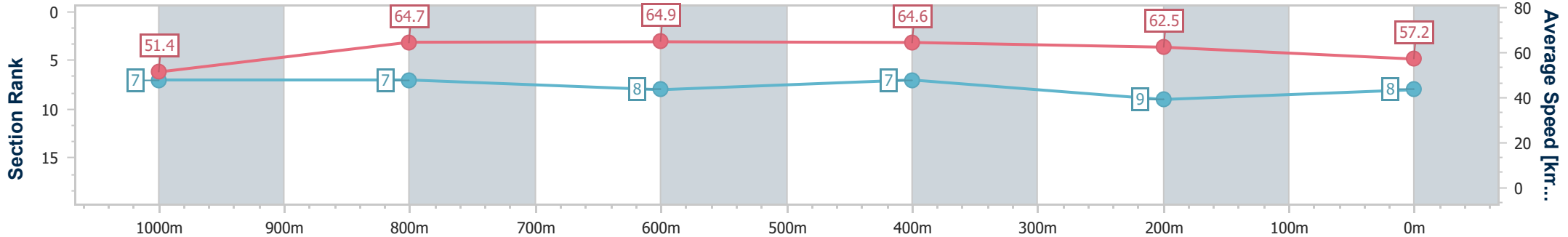


BRISBANE RACING CLUB

15 February 2025 - 13:58

Track Rating: Soft 6, Weather: Overcast, Rail Position: +0.5m Entire

Section	Overall	1000m	800m	600m	400m	200m
Section Times	1:11.80 [8] (0:14.01)	0:57.79 [7] (0:11.25)	0:46.54 [7] (0:11.21)	0:35.33 [8] (0:11.25)	0:24.08 [7] (0:11.51)	0:12.57 [9] (0:12.57)
Average Speed [km/h]	51.4	64.7	64.9	64.6	62.5	57.2
Top Speed [km/h]	65.3	67.0	67.2	66.4	64.8	61.8
Avg. Dist. to Rail [m]	3.8	2.1	2.4	1.4	4.7	5.3
Avg. Stride Freq. [Hz]	2.2	2.4	2.4	2.4	2.4	2.3
Avg. Stride Length [m]	6.3	7.6	7.5	7.4	7.2	6.9



- [ ] Ranking at each section and finish
- .-.- No data available at this section
- NA No data available



Horse/Jockey Name	Runwiththetide
Final Rank	9
Fastest Section Time (Section)	0:10.99 (1000m)
Top Speed [km/h] (Section)	67.3 (1000m)
Race State	Finished



Eagle Farm QLD Professional  
 Race 4: RYAN "SCRUBBER" HARDIKER Colts, Geldings & Entires BENCHMARK 70 Handicap - 1200m

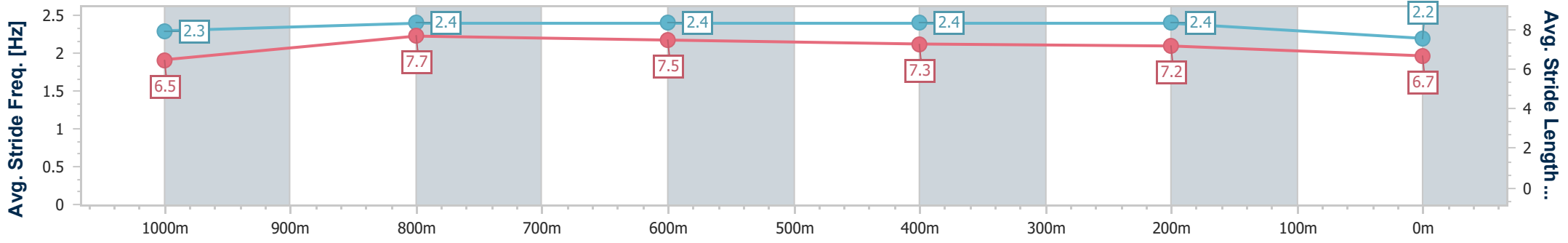
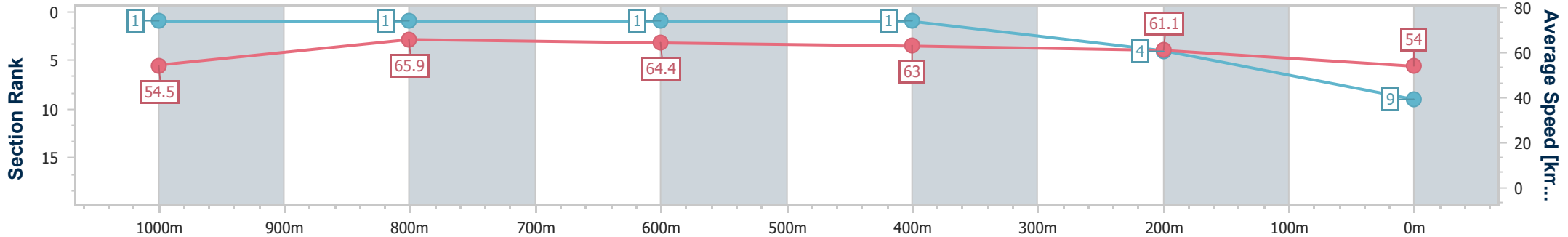
15 February 2025 - 13:58

Track Rating: Soft 6, Weather: Overcast, Rail Position: +0.5m Entire



BRISBANE RACING CLUB

Section	Overall	1000m	800m	600m	400m	200m
Section Times	1:12.13 [9] (0:13.26)	0:58.87 [1] (0:10.99)	0:47.88 [1] (0:11.28)	0:36.60 [1] (0:11.48)	0:25.12 [1] (0:11.80)	0:13.32 [4] (0:13.32)
Average Speed [km/h]	54.5	65.9	64.4	63.0	61.1	54.0
Top Speed [km/h]	66.0	67.3	65.9	64.5	62.9	58.2
Avg. Dist. to Rail [m]	1.0	1.6	1.9	1.1	1.4	1.1
Avg. Stride Freq. [Hz]	2.3	2.4	2.4	2.4	2.4	2.2
Avg. Stride Length [m]	6.5	7.7	7.5	7.3	7.2	6.7



- [ ] Ranking at each section and finish
- .-.- No data available at this section
- NA No data available



Horse/Jockey Name	Zingalong
Final Rank	10
Fastest Section Time (Section)	0:11.10 (800m)
Top Speed [km/h] (Section)	67.6 (800m)
Race State	Finished



Eagle Farm QLD Professional  
 Race 4: RYAN "SCRUBBER" HARDIKER Colts, Geldings & Entires BENCHMARK 70 Handicap - 1200m

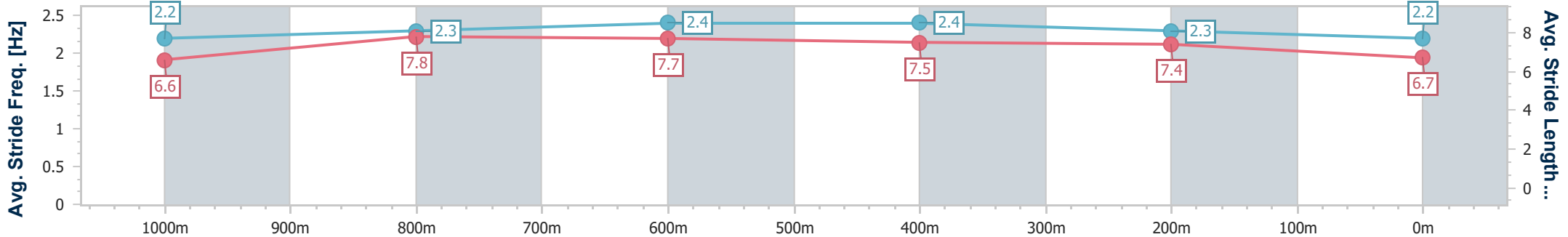
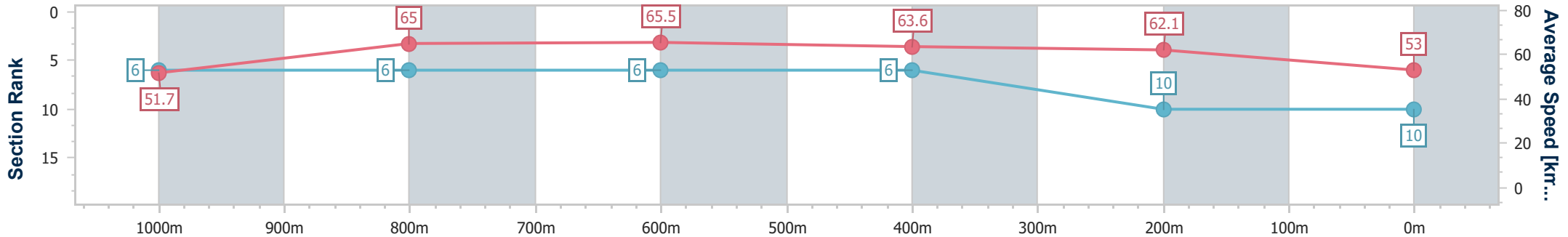


BRISBANE RACING CLUB

15 February 2025 - 13:58

Track Rating: Soft 6, Weather: Overcast, Rail Position: +0.5m Entire

Section	Overall	1000m	800m	600m	400m	200m
Section Times	1:12.94 [10] (0:13.91)	0:59.03 [6] (0:11.32)	0:47.71 [6] (0:11.10)	0:36.61 [6] (0:11.39)	0:25.22 [6] (0:11.59)	0:13.63 [10] (0:13.63)
Average Speed [km/h]	51.7	65.0	65.5	63.6	62.1	53.0
Top Speed [km/h]	65.9	66.3	67.6	65.2	64.1	59.1
Avg. Dist. to Rail [m]	5.7	3.7	2.3	1.9	4.9	5.6
Avg. Stride Freq. [Hz]	2.2	2.3	2.4	2.4	2.3	2.2
Avg. Stride Length [m]	6.6	7.8	7.7	7.5	7.4	6.7



- [ ] Ranking at each section and finish
- .-.- No data available at this section
- NA No data available