



Eagle Farm QLD Professional
Race 5: BRC CHAIRMANS CLUB MEMBERSHIP BENCHMARK 80
Handicap - 2200m
15 February 2025 - 14:33



BRISBANE
RACING CLUB

Track Rating: Soft 6, Weather: Overcast, Rail Position: +0.5m Entire

Section													Overall	2000m	1800m	1600m	1400m	1200m	1000m	Last 600m
Field Times													2:18.24 (0:14.60)	2:03.64 (0:11.90)	1:51.74 (0:12.53)	1:39.21 (0:12.45)	1:26.76 (0:12.47)	1:14.29 (0:12.36)	1:01.93 (0:12.51)	0:36.88
Rank	TAB	Horse/Jockey	Barrier	Top Speed [km/h]	Fastest Section								Distance Travelled [m]							
1	3	AGE OF SAIL Andrew Mallyon	7	62.5 600m	0:11.63 400m	2:18.24 [1] (0:15.61)	2:02.63 [8] (0:12.45)	1:50.18 [8] (0:13.10)	1:37.08 [8] (0:12.34)	1:24.74 [8] (0:12.18)	1:12.56 [9] (0:12.36)	1:00.20 [9] (0:12.50)	0:35.76							
2	10	ALDEENAARY Kyle Wilson-Taylor	14	63.2 400m	0:11.68 400m	2:18.43 [2] (0:15.93)	2:02.50 [11] (0:12.46)	1:50.04 [10] (0:12.99)	1:37.05 [10] (0:12.42)	1:24.63 [10] (0:12.11)	1:12.52 [10] (0:12.46)	1:00.06 [10] (0:12.29)	0:35.91	-5						
3	13	TAPPY'S LAD Nikita Beriman	5	61.0 400m	0:12.08 400m	2:18.62 [3] (0:14.80)	2:03.82 [2] (0:12.41)	1:51.41 [2] (0:12.81)	1:38.60 [2] (0:12.37)	1:26.23 [2] (0:12.29)	1:13.94 [2] (0:12.33)	1:01.61 [2] (0:12.44)	0:36.79	-8						
4	5	IVERSON Vlad Duric	3	62.0 400m	0:11.81 400m	2:18.72 [4] (0:15.36)	2:03.36 [7] (0:12.50)	1:50.86 [7] (0:12.91)	1:37.95 [6] (0:12.36)	1:25.59 [6] (0:12.16)	1:13.43 [6] (0:12.40)	1:01.03 [6] (0:12.45)	0:36.33	-11						
5	8	BEDFORD SQUARE Emily Lang	13	62.8 400m	0:11.68 400m	2:18.79 [5] (0:16.26)	2:02.53 [12] (0:12.69)	1:49.84 [12] (0:12.87)	1:36.97 [12] (0:12.36)	1:24.61 [12] (0:12.02)	1:12.59 [12] (0:12.35)	1:00.24 [12] (0:12.48)	0:35.91	-1						
6	7	CHASSAGNE Ron Stewart	9	62.1 800m	0:11.86 800m	2:18.96 [6] (0:15.34)	2:03.62 [6] (0:12.44)	1:51.18 [6] (0:13.06)	1:38.12 [7] (0:12.42)	1:25.70 [7] (0:12.24)	1:13.46 [7] (0:12.37)	1:01.09 [7] (0:12.46)	0:36.77	-2						
7	9	COUP DE TONNERRE Taylor Marshall	16	61.0 600m	0:12.02 400m	2:19.22 [7] (0:15.13)	2:04.09 [5] (0:12.48)	1:51.61 [5] (0:12.95)	1:38.66 [5] (0:12.48)	1:26.18 [5] (0:12.19)	1:13.99 [5] (0:12.37)	1:01.62 [5] (0:12.50)	0:36.91	+1						
8	6	HABEEBAH Angela Jones	2	62.1 600m	0:11.96 400m	2:19.29 [8] (0:15.05)	2:04.24 [4] (0:12.49)	1:51.75 [4] (0:12.90)	1:38.85 [4] (0:12.47)	1:26.38 [4] (0:12.24)	1:14.14 [4] (0:12.41)	1:01.73 [4] (0:12.43)	0:37.03	-8						
9	14	COUNTER Bailey Wheeler	10	61.7 400m	0:11.92 600m	2:19.73 [9] (0:15.04)	2:04.69 [3] (0:12.46)	1:52.23 [3] (0:12.83)	1:39.40 [3] (0:12.41)	1:26.99 [3] (0:12.37)	1:14.62 [3] (0:12.38)	1:02.24 [3] (0:12.46)	0:37.60	-6						
10	12	CHATEAUX PARK Heavelon Van	1	60.9 1400m	0:11.91 800m	2:19.78 [10] (0:15.84)	2:03.94 [10] (0:12.60)	1:51.34 [11] (0:13.12)	1:38.22 [11] (0:12.44)	1:25.78 [11] (0:12.04)	1:13.74 [11] (0:12.39)	1:01.35 [11] (0:12.31)	0:37.13	-12						

Scratched: Roller Coaster (#11), Amalgamation (#16), Diablo Bolt (#1), Brynner (#17), Forum One (#15)

[] Ranking at each section and finish
 -:-:- No data available at this section
 NA No data available

SCN Saddle cloth number
 DNF Did not finish
 DNT Did not track



Eagle Farm QLD Professional
Race 5: BRC CHAIRMANS CLUB MEMBERSHIP BENCHMARK 80
Handicap - 2200m
15 February 2025 - 14:33



Track Rating: Soft 6, Weather: Overcast, Rail Position: +0.5m Entire

Section	Overall	2000m	1800m	1600m	1400m	1200m	1000m	Last 600m
Field Times	2:18.24 (0:14.60)	2:03.64 (0:11.90)	1:51.74 (0:12.53)	1:39.21 (0:12.45)	1:26.76 (0:12.47)	1:14.29 (0:12.36)	1:01.93 (0:12.51)	0:36.88

Rank	TAB	Horse/Jockey	Barrier	Top Speed [km/h]	Fastest Section	Overall	2000m	1800m	1600m	1400m	1200m	1000m	Last 600m	Distance Travelled [m]
11	2	LINTHORPE LAD Cody Collis	6	60.8 1400m	0:12.09 1400m	2:20.19 [11] (0:15.62)	2:04.57 [9] (0:12.54)	1:52.03 [9] (0:13.06)	1:38.97 [9] (0:12.30)	1:26.67 [9] (0:12.09)	1:14.58 [8] (0:12.39)	1:02.19 [8] (0:12.38)	0:37.65	-8
12	4	CONVENER Ryan Maloney	11	63.0 Overall	0:11.90 2000m	2:22.62 [12] (0:14.60)	2:08.02 [1] (0:11.90)	1:56.12 [1] (0:12.53)	1:43.59 [1] (0:12.45)	1:31.14 [1] (0:12.47)	1:18.67 [1] (0:12.36)	1:06.31 [1] (0:12.51)	0:41.26	-8

Scratched: Roller Coaster (#11), Amalgamation (#16), Diablo Bolt (#1), Brynner (#17), Forum One (#15)

[] Ranking at each section and finish
 -:-:-:- No data available at this section
 NA No data available

SCN Saddle cloth number
 DNF Did not finish
 DNT Did not track



Eagle Farm QLD Professional
Race 5: BRC CHAIRMANS CLUB MEMBERSHIP BENCHMARK 80
Handicap - 2200m
15 February 2025 - 14:33



Track Rating: Soft 6, Weather: Overcast, Rail Position: +0.5m Entire

Section									Last 600m			
Field Times									0:36.88			
		800m	600m	400m	200m							
		0:49.42 (0:12.54)	0:36.88 (0:12.59)	0:24.29 (0:12.00)	0:12.29 (0:12.29)							
Rank	TAB	Horse/Jockey	Barrier	Top Speed [km/h]	Fastest Section					Margin	Distance Travelled [m]	
1	3	AGE OF SAIL Andrew Mallyon	7	62.5 600m	0:11.63 400m	0:47.70 [9] (0:11.94)	0:35.76 [8] (0:11.84)	0:23.92 [6] (0:11.63)	0:12.29 [1] (0:12.29)	2:18.24	0:35.76	
2	10	ALDEENAARY Kyle Wilson-Taylor	14	63.2 400m	0:11.68 400m	0:47.77 [10] (0:11.86)	0:35.91 [9] (0:11.83)	0:24.08 [7] (0:11.68)	0:12.40 [4] (0:12.40)	1.11L	0:35.91	-5
3	13	TAPPY'S LAD Nikita Beriman	5	61.0 400m	0:12.08 400m	0:49.17 [2] (0:12.38)	0:36.79 [2] (0:12.12)	0:24.67 [1] (0:12.08)	0:12.59 [3] (0:12.59)	2.25L	0:36.79	-8
4	5	IVERSON Vlad Duric	3	62.0 400m	0:11.81 400m	0:48.58 [6] (0:12.25)	0:36.33 [7] (0:11.97)	0:24.36 [8] (0:11.81)	0:12.55 [5] (0:12.55)	2.82L	0:36.33	-11
5	8	BEDFORD SQUARE Emily Lang	13	62.8 400m	0:11.68 400m	0:47.76 [12] (0:11.85)	0:35.91 [12] (0:11.83)	0:24.08 [11] (0:11.68)	0:12.40 [8] (0:12.40)	3.22L	0:35.91	-1
6	7	CHASSAGNE Ron Stewart	9	62.1 800m	0:11.86 800m	0:48.63 [7] (0:11.86)	0:36.77 [4] (0:11.88)	0:24.89 [4] (0:11.93)	0:12.96 [2] (0:12.96)	4.24L	0:36.77	-2
7	9	COUP DE TONNERRE Taylor Marshall	16	61.0 600m	0:12.02 400m	0:49.12 [5] (0:12.21)	0:36.91 [6] (0:12.07)	0:24.84 [9] (0:12.02)	0:12.82 [9] (0:12.82)	5.77L	0:36.91	+1
8	6	HABEEBAH Angela Jones	2	62.1 600m	0:11.96 400m	0:49.30 [4] (0:12.27)	0:37.03 [5] (0:11.98)	0:25.05 [5] (0:11.96)	0:13.09 [6] (0:13.09)	6.17L	0:37.03	-8
9	14	COUNTER Bailey Wheeler	10	61.7 400m	0:11.92 600m	0:49.78 [3] (0:12.18)	0:37.60 [3] (0:11.92)	0:25.68 [3] (0:12.23)	0:13.45 [7] (0:13.45)	8.76L	0:37.60	-6
10	12	CHATEAUX PARK Heavelon Van	1	60.9 1400m	0:11.91 800m	0:49.04 [11] (0:11.91)	0:37.13 [11] (0:12.04)	0:25.09 [10] (0:12.18)	0:12.91 [11] (0:12.91)	9.06L	0:37.13	-12

Scratched: Roller Coaster (#11), Amalgamation (#16), Diablo Bolt (#1), Brynner (#17), Forum One (#15)

[] Ranking at each section and finish
 -:-:- No data available at this section
 NA No data available

SCN Saddle cloth number
 DNF Did not finish
 DNT Did not track



Eagle Farm QLD Professional
Race 5: BRC CHAIRMANS CLUB MEMBERSHIP BENCHMARK 80
Handicap - 2200m
15 February 2025 - 14:33



Track Rating: Soft 6, Weather: Overcast, Rail Position: +0.5m Entire

Section									Last 600m				
Field Times					800m	600m	400m	200m					
					0:49.42 (0:12.54)	0:36.88 (0:12.59)	0:24.29 (0:12.00)	0:12.29 (0:12.29)					0:36.88
Rank	TAB	Horse/Jockey	Barrier	Top Speed [km/h]	Fastest Section					Margin			
11	2	LINTHORPE LAD	6	60.8	0:12.09	0:49.81 [8]	0:37.65 [10]	0:25.38 [12]	0:13.26 [12]	11.45L	0:37.65	-8	
		Cody Collis		1400m	1400m	(0:12.16)	(0:12.27)	(0:12.12)	(0:13.26)				
12	4	CONVENER	11	63.0	0:11.90	0:53.80 [1]	0:41.26 [1]	0:28.65 [2]	0:15.77 [10]	25.78L	0:41.26	-8	
		Ryan Maloney		Overall	2000m	(0:12.54)	(0:12.61)	(0:12.88)	(0:15.77)				

Scratched: Roller Coaster (#11), Amalgamation (#16), Diablo Bolt (#1), Brynner (#17), Forum One (#15)

[] Ranking at each section and finish
 -:-:-:- No data available at this section
 NA No data available

SCN Saddle cloth number
 DNF Did not finish
 DNT Did not track



Horse/Jockey Name	Age Of Sail
Final Rank	1
Fastest Section Time (Section)	0:11.63 (400m)
Top Speed [km/h] (Section)	62.5 (600m)
Race State	Finished

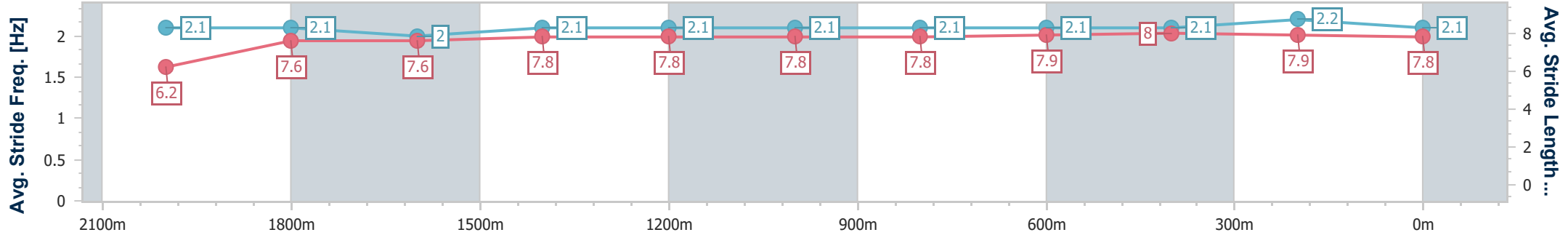
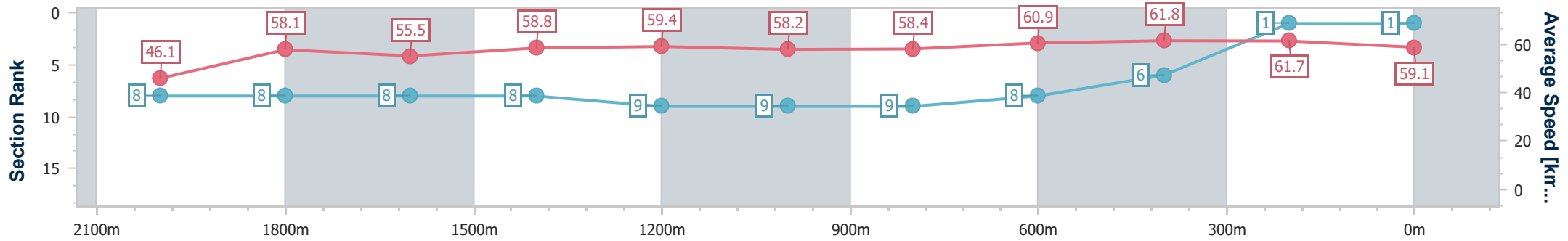


Eagle Farm QLD Professional
 Race 5: BRC CHAIRMANS CLUB MEMBERSHIP BENCHMARK
 80 Handicap - 2200m
 15 February 2025 - 14:33
 Track Rating: Soft 6, Weather: Overcast, Rail Position: +0.5m Entire



BRISBANE
RACING CLUB

Section	Overall	2000m	1800m	1600m	1400m	1200m	1000m	800m	600m	400m	200m
Section Times	2:18.24 [1] (0:15.61)	2:02.63 [8] (0:12.45)	1:50.18 [8] (0:13.10)	1:37.08 [8] (0:12.34)	1:24.74 [8] (0:12.18)	1:12.56 [9] (0:12.36)	1:00.20 [9] (0:12.50)	0:47.70 [9] (0:11.94)	0:35.76 [8] (0:11.84)	0:23.92 [6] (0:11.63)	0:12.29 [1] (0:12.29)
Average Speed [km/h]	46.1	58.1	55.5	58.8	59.4	58.2	58.4	60.9	61.8	61.7	59.1
Top Speed [km/h]	57.7	60.7	56.3	60.2	60.3	59.5	59.9	61.8	62.5	62.4	61.2
Avg. Dist. to Rail [m]	4.0	0.8	1.8	2.5	2.7	3.0	2.3	2.1	2.9	6.0	6.5
Avg. Stride Freq. [Hz]	2.1	2.1	2.0	2.1	2.1	2.1	2.1	2.1	2.1	2.2	2.1
Avg. Stride Length [m]	6.2	7.6	7.6	7.8	7.8	7.8	7.8	7.9	8.0	7.9	7.8



- [] Ranking at each section and finish
- .-.- No data available at this section
- NA No data available



Horse/Jockey Name	Aldeenaary
Final Rank	2
Fastest Section Time (Section)	0:11.68 (400m)
Top Speed [km/h] (Section)	63.2 (400m)
Race State	Finished

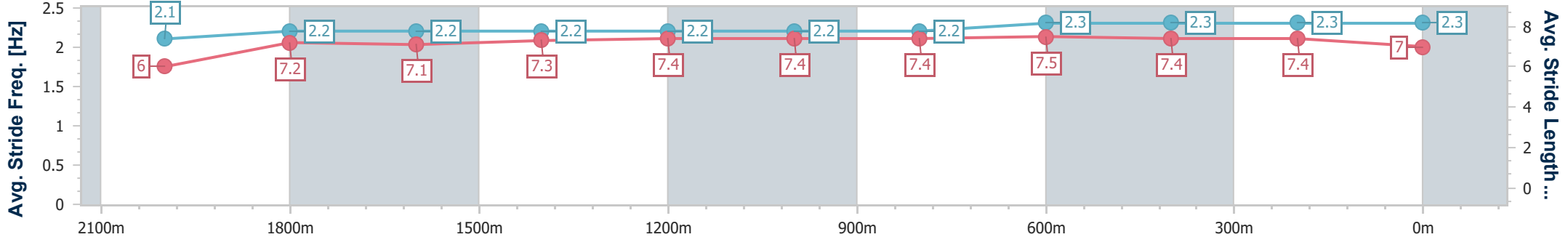
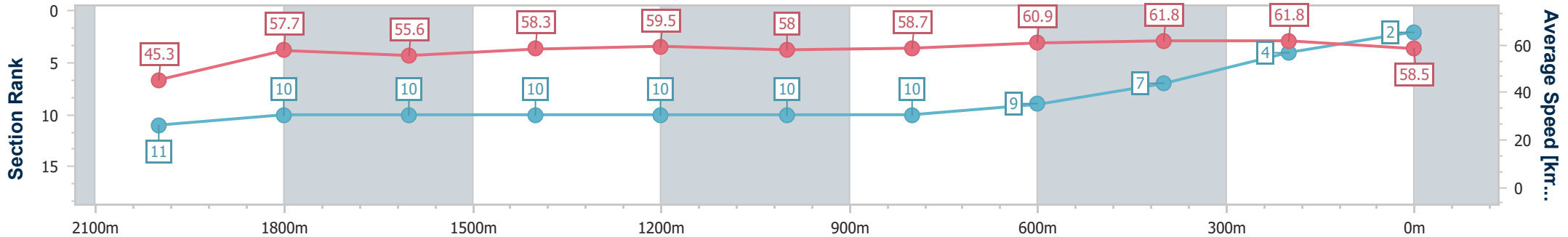


Eagle Farm QLD Professional
 Race 5: BRC CHAIRMANS CLUB MEMBERSHIP BENCHMARK
 80 Handicap - 2200m
 15 February 2025 - 14:33
 Track Rating: Soft 6, Weather: Overcast, Rail Position: +0.5m Entire



BRISBANE
RACING CLUB

Section	Overall	2000m	1800m	1600m	1400m	1200m	1000m	800m	600m	400m	200m
Section Times	2:18.43 [2] (0:15.93)	2:02.50 [11] (0:12.46)	1:50.04 [10] (0:12.99)	1:37.05 [10] (0:12.42)	1:24.63 [10] (0:12.11)	1:12.52 [10] (0:12.46)	1:00.06 [10] (0:12.29)	0:47.77 [10] (0:11.86)	0:35.91 [9] (0:11.83)	0:24.08 [7] (0:11.68)	0:12.40 [4] (0:12.40)
Average Speed [km/h]	45.3	57.7	55.6	58.3	59.5	58.0	58.7	60.9	61.8	61.8	58.5
Top Speed [km/h]	57.0	58.9	57.6	60.0	60.1	58.9	60.8	61.4	63.1	63.2	59.7
Avg. Dist. to Rail [m]	6.7	0.4	0.4	1.6	1.9	2.0	0.5	0.7	3.3	8.1	7.8
Avg. Stride Freq. [Hz]	2.1	2.2	2.2	2.2	2.2	2.2	2.2	2.3	2.3	2.3	2.3
Avg. Stride Length [m]	6.0	7.2	7.1	7.3	7.4	7.4	7.4	7.5	7.4	7.4	7.0



- [] Ranking at each section and finish
- .-.- No data available at this section
- NA No data available



Horse/Jockey Name	Tappy's Lad
Final Rank	3
Fastest Section Time (Section)	0:12.08 (400m)
Top Speed [km/h] (Section)	61.0 (400m)
Race State	Finished



Eagle Farm QLD Professional
 Race 5: BRC CHAIRMANS CLUB MEMBERSHIP BENCHMARK
 80 Handicap - 2200m

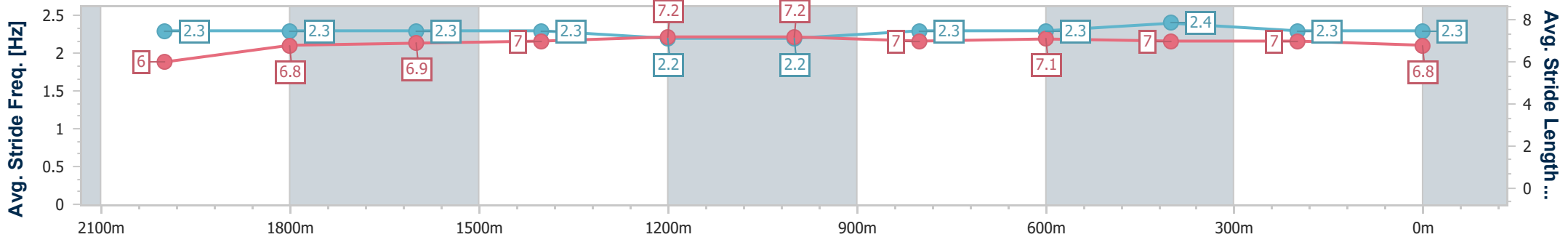
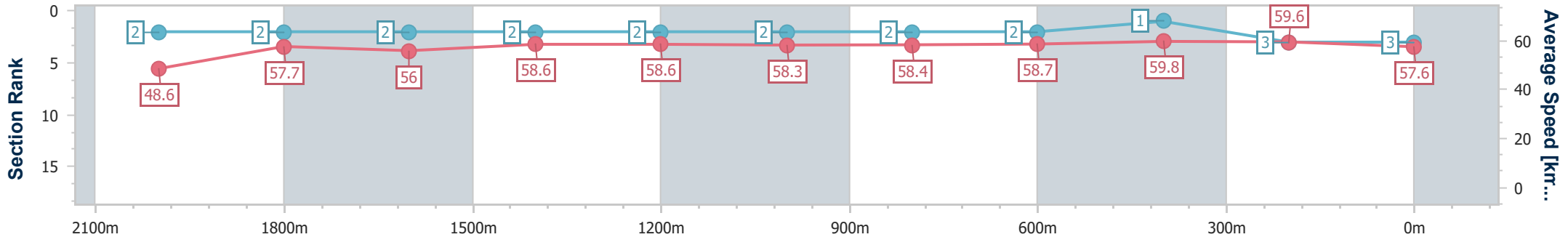


BRISBANE
 RACING CLUB

15 February 2025 - 14:33

Track Rating: Soft 6, Weather: Overcast, Rail Position: +0.5m Entire

Section	Overall	2000m	1800m	1600m	1400m	1200m	1000m	800m	600m	400m	200m
Section Times	2:18.62 [3] (0:14.80)	2:03.82 [2] (0:12.41)	1:51.41 [2] (0:12.81)	1:38.60 [2] (0:12.37)	1:26.23 [2] (0:12.29)	1:13.94 [2] (0:12.33)	1:01.61 [2] (0:12.44)	0:49.17 [2] (0:12.38)	0:36.79 [2] (0:12.12)	0:24.67 [1] (0:12.08)	0:12.59 [3] (0:12.59)
Average Speed [km/h]	48.6	57.7	56.0	58.6	58.6	58.3	58.4	58.7	59.8	59.6	57.6
Top Speed [km/h]	60.8	59.5	56.9	59.6	59.2	58.9	58.9	59.4	60.6	61.0	58.8
Avg. Dist. to Rail [m]	3.1	1.2	0.4	1.2	1.6	2.2	2.1	1.6	1.5	3.1	4.1
Avg. Stride Freq. [Hz]	2.3	2.3	2.3	2.3	2.2	2.2	2.3	2.3	2.4	2.3	2.3
Avg. Stride Length [m]	6.0	6.8	6.9	7.0	7.2	7.2	7.0	7.1	7.0	7.0	6.8



- [] Ranking at each section and finish
- .-.- No data available at this section
- NA No data available



Horse/Jockey Name	Iverson
Final Rank	4
Fastest Section Time (Section)	0:11.81 (400m)
Top Speed [km/h] (Section)	62.0 (400m)
Race State	Finished

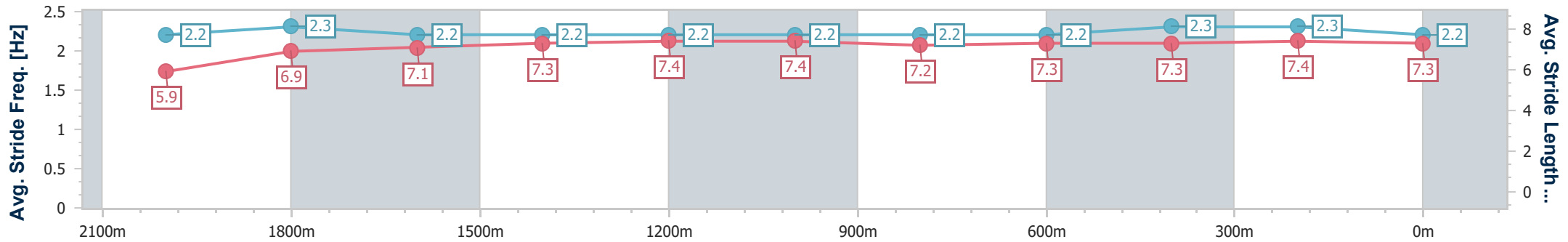
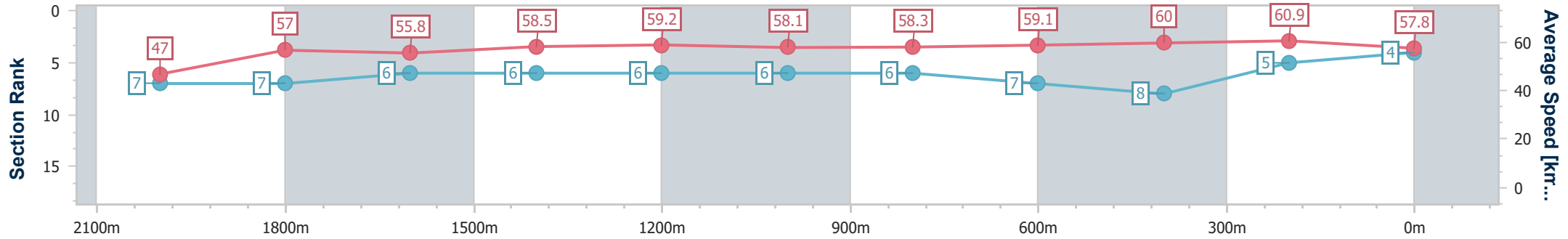


Eagle Farm QLD Professional
 Race 5: BRC CHAIRMANS CLUB MEMBERSHIP BENCHMARK
 80 Handicap - 2200m
 15 February 2025 - 14:33
 Track Rating: Soft 6, Weather: Overcast, Rail Position: +0.5m Entire



BRISBANE
RACING CLUB

Section	Overall	2000m	1800m	1600m	1400m	1200m	1000m	800m	600m	400m	200m
Section Times	2:18.72 [4] (0:15.36)	2:03.36 [7] (0:12.50)	1:50.86 [7] (0:12.91)	1:37.95 [6] (0:12.36)	1:25.59 [6] (0:12.16)	1:13.43 [6] (0:12.40)	1:01.03 [6] (0:12.45)	0:48.58 [6] (0:12.25)	0:36.33 [7] (0:11.97)	0:24.36 [8] (0:11.81)	0:12.55 [5] (0:12.55)
Average Speed [km/h]	47.0	57.0	55.8	58.5	59.2	58.1	58.3	59.1	60.0	60.9	57.8
Top Speed [km/h]	59.0	58.5	56.8	60.4	60.3	58.8	60.3	59.7	61.1	62.0	59.6
Avg. Dist. to Rail [m]	1.4	1.3	0.4	1.3	1.6	2.0	1.4	0.6	0.2	2.8	3.1
Avg. Stride Freq. [Hz]	2.2	2.3	2.2	2.2	2.2	2.2	2.2	2.2	2.3	2.3	2.2
Avg. Stride Length [m]	5.9	6.9	7.1	7.3	7.4	7.4	7.2	7.3	7.3	7.4	7.3



- [] Ranking at each section and finish
- .-.- No data available at this section
- NA No data available



Horse/Jockey Name	Bedford Square
Final Rank	5
Fastest Section Time (Section)	0:11.68 (400m)
Top Speed [km/h] (Section)	62.8 (400m)
Race State	Finished

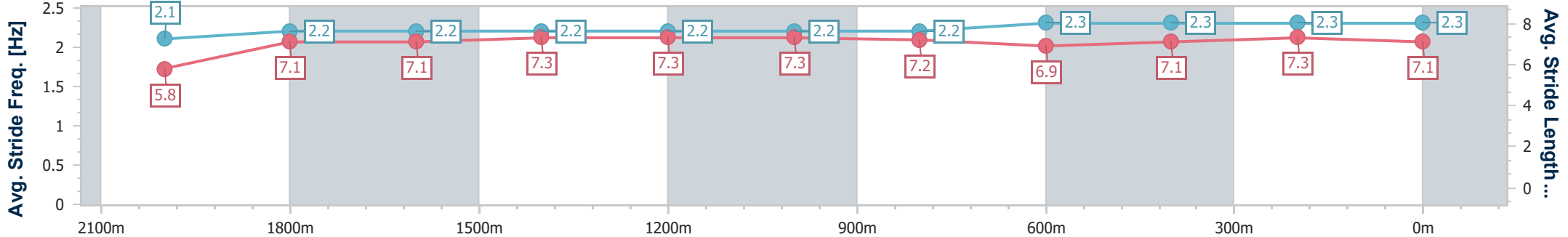
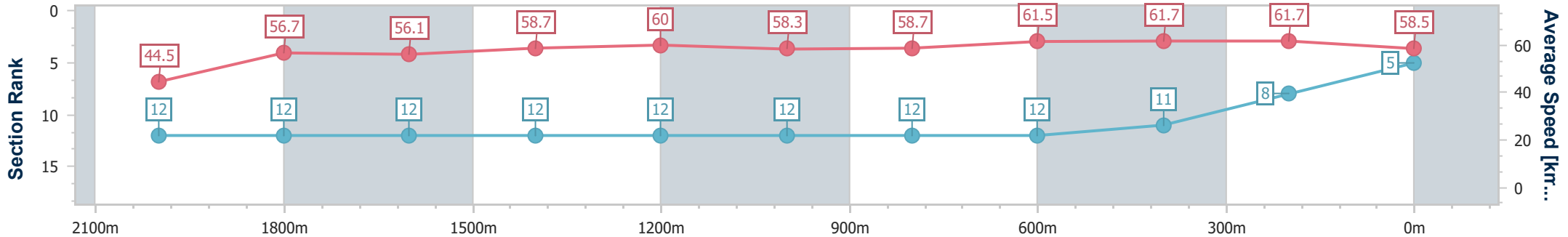


Eagle Farm QLD Professional
 Race 5: BRC CHAIRMANS CLUB MEMBERSHIP BENCHMARK
 80 Handicap - 2200m
 15 February 2025 - 14:33
 Track Rating: Soft 6, Weather: Overcast, Rail Position: +0.5m Entire



BRISBANE
RACING CLUB

Section	Overall	2000m	1800m	1600m	1400m	1200m	1000m	800m	600m	400m	200m
Section Times	2:18.79 [5] (0:16.26)	2:02.53 [12] (0:12.69)	1:49.84 [12] (0:12.87)	1:36.97 [12] (0:12.36)	1:24.61 [12] (0:12.02)	1:12.59 [12] (0:12.35)	1:00.24 [12] (0:12.48)	0:47.76 [12] (0:11.85)	0:35.91 [12] (0:11.83)	0:24.08 [11] (0:11.68)	0:12.40 [8]
Average Speed [km/h]	44.5	56.7	56.1	58.7	60.0	58.3	58.7	61.5	61.7	61.7	58.5
Top Speed [km/h]	56.8	57.4	57.6	61.3	61.0	59.4	60.9	62.1	62.7	62.8	60.4
Avg. Dist. to Rail [m]	5.4	0.5	0.9	2.2	2.8	3.3	3.2	2.2	3.1	7.5	7.8
Avg. Stride Freq. [Hz]	2.1	2.2	2.2	2.2	2.2	2.2	2.2	2.3	2.3	2.3	2.3
Avg. Stride Length [m]	5.8	7.1	7.1	7.3	7.3	7.3	7.2	6.9	7.1	7.3	7.1



- [] Ranking at each section and finish
- .-.- No data available at this section
- NA No data available



Horse/Jockey Name	Chassagne
Final Rank	6
Fastest Section Time (Section)	0:11.86 (800m)
Top Speed [km/h] (Section)	62.1 (800m)
Race State	Finished

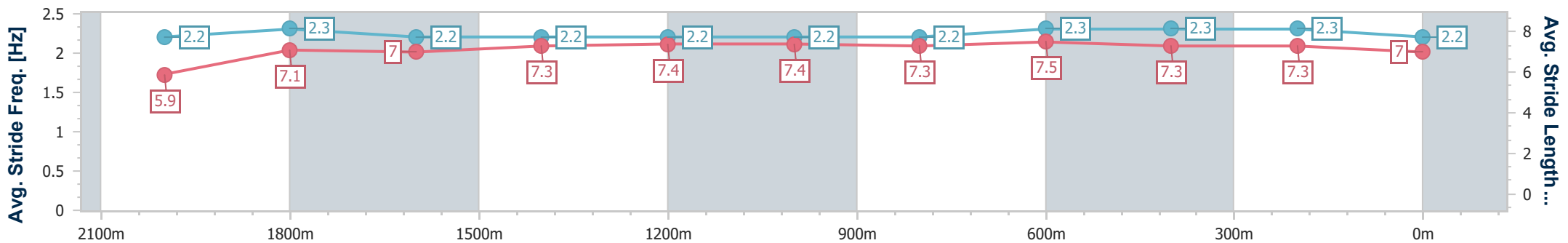
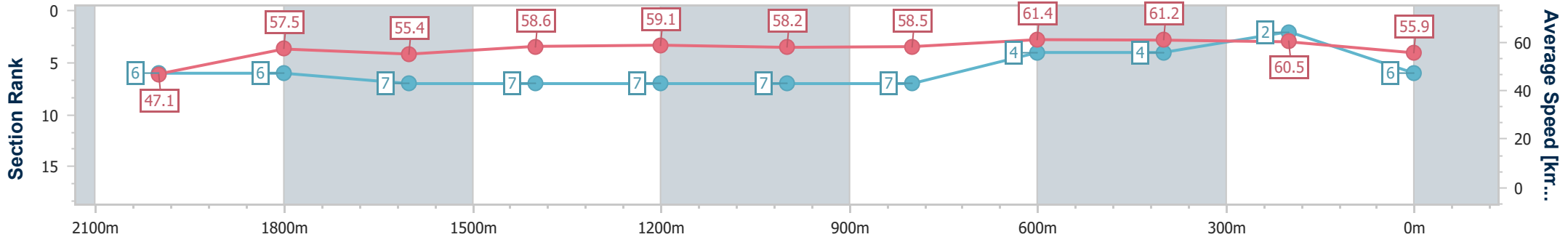


Eagle Farm QLD Professional
 Race 5: BRC CHAIRMANS CLUB MEMBERSHIP BENCHMARK
 80 Handicap - 2200m
 15 February 2025 - 14:33
 Track Rating: Soft 6, Weather: Overcast, Rail Position: +0.5m Entire



BRISBANE
RACING CLUB

Section	Overall	2000m	1800m	1600m	1400m	1200m	1000m	800m	600m	400m	200m
Section Times	2:18.96 [6] (0:15.34)	2:03.62 [6] (0:12.44)	1:51.18 [6] (0:13.06)	1:38.12 [7] (0:12.42)	1:25.70 [7] (0:12.24)	1:13.46 [7] (0:12.37)	1:01.09 [7] (0:12.46)	0:48.63 [7] (0:11.86)	0:36.77 [4] (0:11.88)	0:24.89 [4] (0:11.93)	0:12.96 [2] (0:12.96)
Average Speed [km/h]	47.1	57.5	55.4	58.6	59.1	58.2	58.5	61.4	61.2	60.5	55.9
Top Speed [km/h]	59.5	58.8	56.8	59.8	59.9	59.1	60.5	62.1	61.8	61.7	58.7
Avg. Dist. to Rail [m]	3.8	0.7	0.9	2.4	2.5	2.9	2.5	2.4	2.8	5.1	5.9
Avg. Stride Freq. [Hz]	2.2	2.3	2.2	2.2	2.2	2.2	2.2	2.3	2.3	2.3	2.2
Avg. Stride Length [m]	5.9	7.1	7.0	7.3	7.4	7.4	7.3	7.5	7.3	7.3	7.0



- [] Ranking at each section and finish
- .-.- No data available at this section
- NA No data available



Horse/Jockey Name	Coup De Tonnerre
Final Rank	7
Fastest Section Time (Section)	0:12.02 (400m)
Top Speed [km/h] (Section)	61.0 (600m)
Race State	Finished

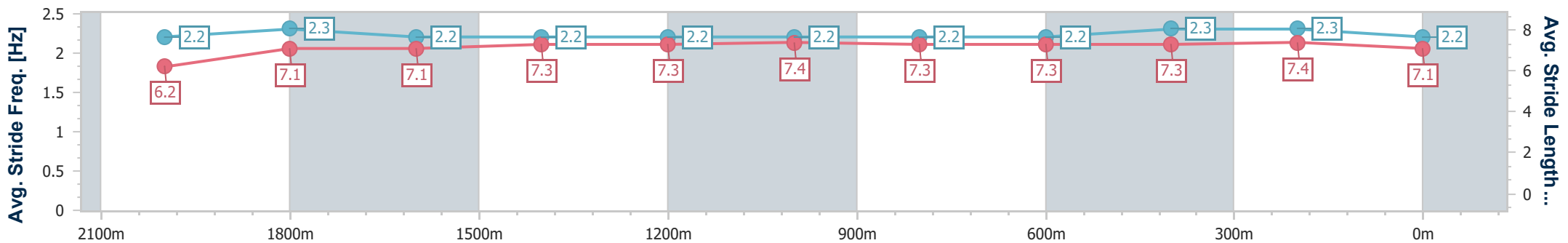
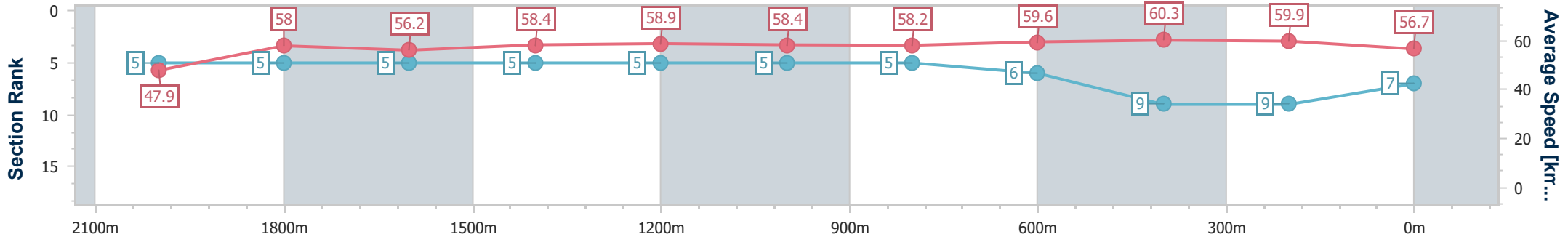


Eagle Farm QLD Professional
 Race 5: BRC CHAIRMANS CLUB MEMBERSHIP BENCHMARK
 80 Handicap - 2200m
 15 February 2025 - 14:33
 Track Rating: Soft 6, Weather: Overcast, Rail Position: +0.5m Entire



BRISBANE
RACING CLUB

Section	Overall	2000m	1800m	1600m	1400m	1200m	1000m	800m	600m	400m	200m
Section Times	2:19.22 [7] (0:15.13)	2:04.09 [5] (0:12.48)	1:51.61 [5] (0:12.95)	1:38.66 [5] (0:12.48)	1:26.18 [5] (0:12.19)	1:13.99 [5] (0:12.37)	1:01.62 [5] (0:12.50)	0:49.12 [5] (0:12.21)	0:36.91 [6] (0:12.07)	0:24.84 [9] (0:12.02)	0:12.82 [9] (0:12.82)
Average Speed [km/h]	47.9	58.0	56.2	58.4	58.9	58.4	58.2	59.6	60.3	59.9	56.7
Top Speed [km/h]	59.7	60.0	57.0	59.7	60.0	58.9	60.1	60.0	61.0	60.8	58.3
Avg. Dist. to Rail [m]	8.5	1.4	1.9	2.3	2.4	2.9	2.2	1.9	2.6	5.6	7.2
Avg. Stride Freq. [Hz]	2.2	2.3	2.2	2.2	2.2	2.2	2.2	2.2	2.3	2.3	2.2
Avg. Stride Length [m]	6.2	7.1	7.1	7.3	7.3	7.4	7.3	7.3	7.3	7.4	7.1



- [] Ranking at each section and finish
- .-.- No data available at this section
- NA No data available



Horse/Jockey Name	Habeebah
Final Rank	8
Fastest Section Time (Section)	0:11.96 (400m)
Top Speed [km/h] (Section)	62.1 (600m)
Race State	Finished

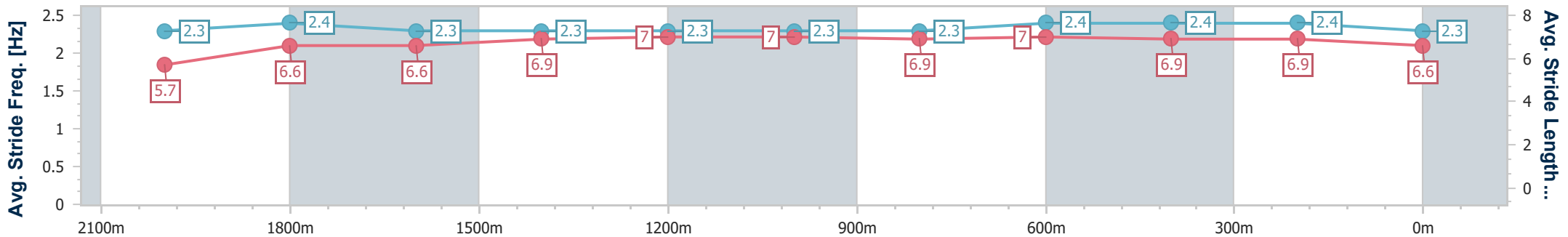
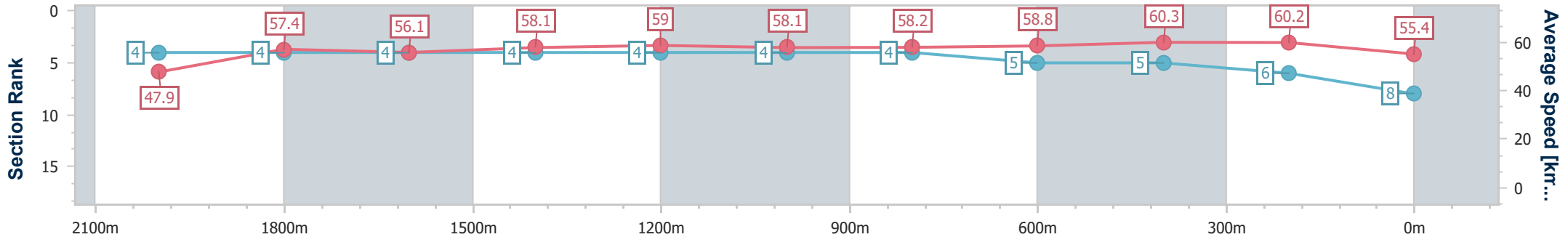


Eagle Farm QLD Professional
 Race 5: BRC CHAIRMANS CLUB MEMBERSHIP BENCHMARK
 80 Handicap - 2200m
 15 February 2025 - 14:33
 Track Rating: Soft 6, Weather: Overcast, Rail Position: +0.5m Entire



BRISBANE
RACING CLUB

Section	Overall	2000m	1800m	1600m	1400m	1200m	1000m	800m	600m	400m	200m
Section Times	2:19.29 [8] (0:15.05)	2:04.24 [4] (0:12.49)	1:51.75 [4] (0:12.90)	1:38.85 [4] (0:12.47)	1:26.38 [4] (0:12.24)	1:14.14 [4] (0:12.41)	1:01.73 [4] (0:12.43)	0:49.30 [4] (0:12.27)	0:37.03 [5] (0:11.98)	0:25.05 [5] (0:11.96)	0:13.09 [6] (0:13.09)
Average Speed [km/h]	47.9	57.4	56.1	58.1	59.0	58.1	58.2	58.8	60.3	60.2	55.4
Top Speed [km/h]	59.2	58.5	57.0	59.2	59.5	58.6	59.2	59.3	62.1	60.6	59.6
Avg. Dist. to Rail [m]	1.6	0.6	0.8	1.6	1.7	2.2	1.4	0.6	0.4	1.2	3.0
Avg. Stride Freq. [Hz]	2.3	2.4	2.3	2.3	2.3	2.3	2.3	2.4	2.4	2.4	2.3
Avg. Stride Length [m]	5.7	6.6	6.6	6.9	7.0	7.0	6.9	7.0	6.9	6.9	6.6



- [] Ranking at each section and finish
- .-.- No data available at this section
- NA No data available



Horse/Jockey Name	Counter
Final Rank	9
Fastest Section Time (Section)	0:11.92 (600m)
Top Speed [km/h] (Section)	61.7 (400m)
Race State	Finished

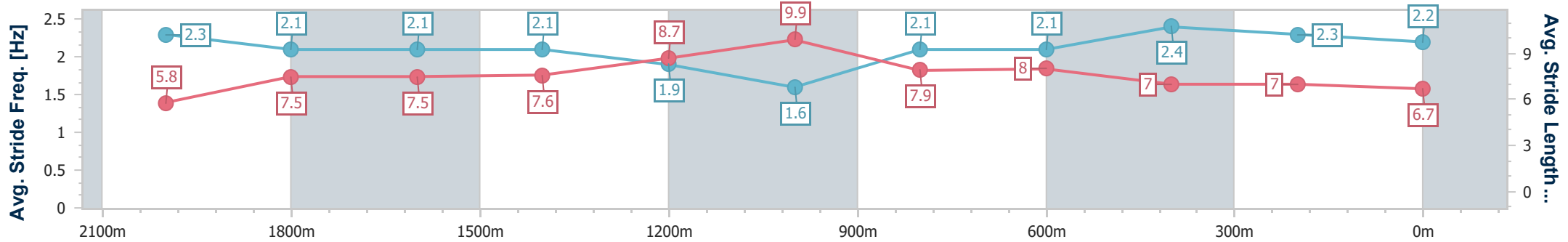
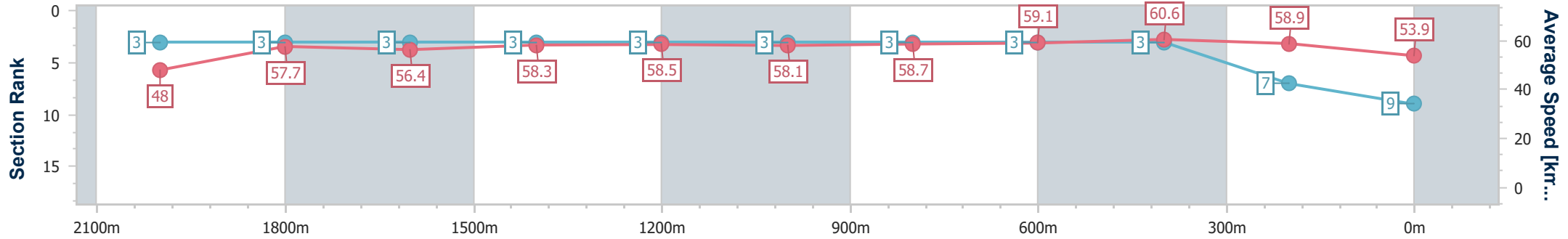


Eagle Farm QLD Professional
 Race 5: BRC CHAIRMANS CLUB MEMBERSHIP BENCHMARK
 80 Handicap - 2200m
 15 February 2025 - 14:33
 Track Rating: Soft 6, Weather: Overcast, Rail Position: +0.5m Entire



BRISBANE
RACING CLUB

Section	Overall	2000m	1800m	1600m	1400m	1200m	1000m	800m	600m	400m	200m
Section Times	2:19.73 [9] (0:15.04)	2:04.69 [3] (0:12.46)	1:52.23 [3] (0:12.83)	1:39.40 [3] (0:12.41)	1:26.99 [3] (0:12.37)	1:14.62 [3] (0:12.38)	1:02.24 [3] (0:12.46)	0:49.78 [3] (0:12.18)	0:37.60 [3] (0:11.92)	0:25.68 [3] (0:12.23)	0:13.45 [7] (0:13.45)
Average Speed [km/h]	48.0	57.7	56.4	58.3	58.5	58.1	58.7	59.1	60.6	58.9	53.9
Top Speed [km/h]	60.2	59.4	57.4	59.1	59.2	58.7	59.3	60.5	61.7	61.7	55.8
Avg. Dist. to Rail [m]	5.1	0.6	0.9	1.8	2.6	3.8	2.3	0.4	1.2	4.6	4.9
Avg. Stride Freq. [Hz]	2.3	2.1	2.1	2.1	1.9	1.6	2.1	2.1	2.4	2.3	2.2
Avg. Stride Length [m]	5.8	7.5	7.5	7.6	8.7	9.9	7.9	8.0	7.0	7.0	6.7



- [] Ranking at each section and finish
- .-.- No data available at this section
- NA No data available



Horse/Jockey Name	Chateaux Park
Final Rank	10
Fastest Section Time (Section)	0:11.91 (800m)
Top Speed [km/h] (Section)	60.9 (1400m)
Race State	Finished

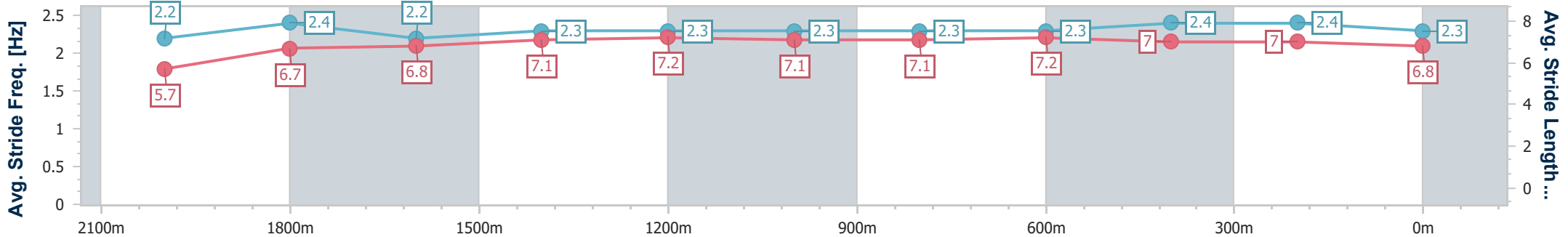
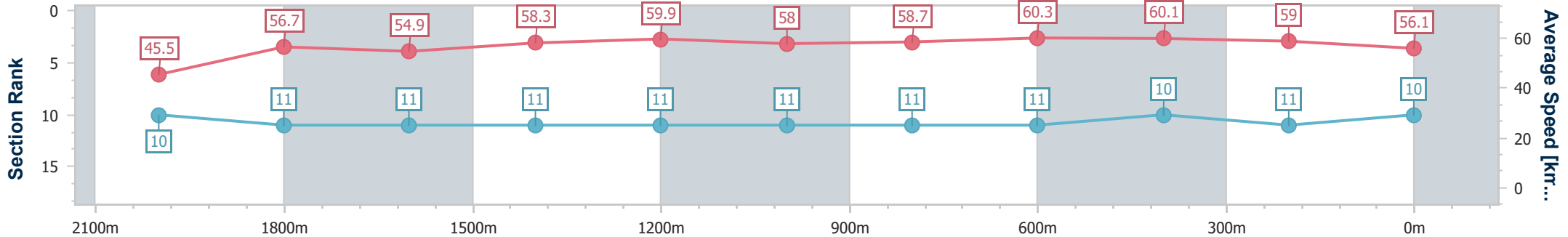


Eagle Farm QLD Professional
 Race 5: BRC CHAIRMANS CLUB MEMBERSHIP BENCHMARK
 80 Handicap - 2200m
 15 February 2025 - 14:33
 Track Rating: Soft 6, Weather: Overcast, Rail Position: +0.5m Entire



BRISBANE
RACING CLUB

Section	Overall	2000m	1800m	1600m	1400m	1200m	1000m	800m	600m	400m	200m
Section Times	2:19.78 [10] (0:15.84)	2:03.94 [10] (0:12.60)	1:51.34 [11] (0:13.12)	1:38.22 [11] (0:12.44)	1:25.78 [11] (0:12.04)	1:13.74 [11] (0:12.39)	1:01.35 [11] (0:12.31)	0:49.04 [11] (0:11.91)	0:37.13 [11] (0:12.04)	0:25.09 [10] (0:12.18)	0:12.91 [11] (0:12.91)
Average Speed [km/h]	45.5	56.7	54.9	58.3	59.9	58.0	58.7	60.3	60.1	59.0	56.1
Top Speed [km/h]	58.5	58.1	56.5	60.8	60.9	58.9	60.5	60.9	60.6	60.9	58.7
Avg. Dist. to Rail [m]	1.1	1.6	0.6	1.5	1.4	1.5	0.2	0.6	1.1	5.0	4.6
Avg. Stride Freq. [Hz]	2.2	2.4	2.2	2.3	2.3	2.3	2.3	2.3	2.4	2.4	2.3
Avg. Stride Length [m]	5.7	6.7	6.8	7.1	7.2	7.1	7.1	7.2	7.0	7.0	6.8



- [] Ranking at each section and finish
- .-.- No data available at this section
- NA No data available



Horse/Jockey Name	Linthorpe Lad
Final Rank	11
Fastest Section Time (Section)	0:12.09 (1400m)
Top Speed [km/h] (Section)	60.8 (1400m)
Race State	Finished

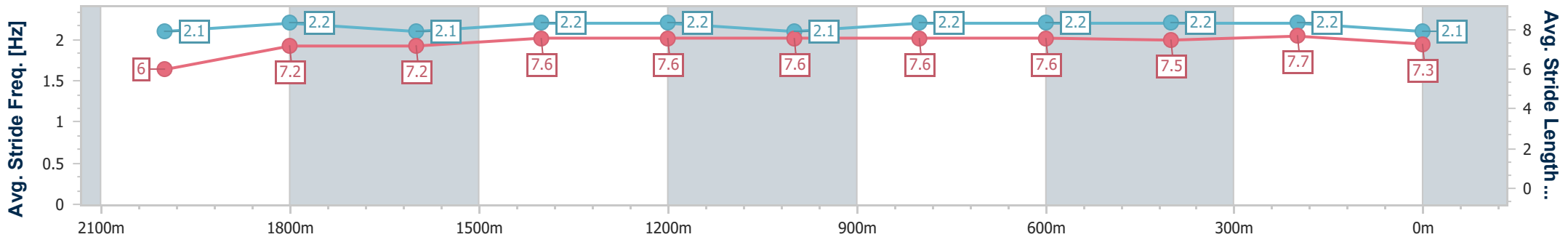
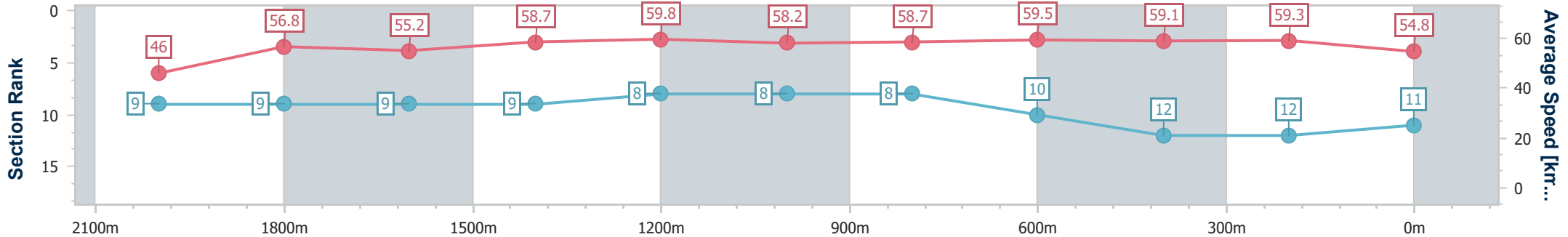


Eagle Farm QLD Professional
 Race 5: BRC CHAIRMANS CLUB MEMBERSHIP BENCHMARK
 80 Handicap - 2200m
 15 February 2025 - 14:33
 Track Rating: Soft 6, Weather: Overcast, Rail Position: +0.5m Entire



BRISBANE
RACING CLUB

Section	Overall	2000m	1800m	1600m	1400m	1200m	1000m	800m	600m	400m	200m
Section Times	2:20.19 [11] (0:15.62)	2:04.57 [9] (0:12.54)	1:52.03 [9] (0:13.06)	1:38.97 [9] (0:12.30)	1:26.67 [9] (0:12.09)	1:14.58 [8] (0:12.39)	1:02.19 [8] (0:12.38)	0:49.81 [8] (0:12.16)	0:37.65 [10] (0:12.27)	0:25.38 [12] (0:12.12)	0:13.26 [12] (0:13.26)
Average Speed [km/h]	46.0	56.8	55.2	58.7	59.8	58.2	58.7	59.5	59.1	59.3	54.8
Top Speed [km/h]	58.9	58.2	56.2	60.6	60.8	59.2	60.4	60.3	60.1	60.2	57.7
Avg. Dist. to Rail [m]	1.9	2.2	0.9	1.4	1.5	1.9	1.5	1.4	1.9	5.7	6.2
Avg. Stride Freq. [Hz]	2.1	2.2	2.1	2.2	2.2	2.1	2.2	2.2	2.2	2.2	2.1
Avg. Stride Length [m]	6.0	7.2	7.2	7.6	7.6	7.6	7.6	7.6	7.5	7.7	7.3



- [] Ranking at each section and finish
- .-.- No data available at this section
- NA No data available



Horse/Jockey Name	Convener
Final Rank	12
Fastest Section Time (Section)	0:11.90 (2000m)
Top Speed [km/h] (Section)	63.0 (Overall)
Race State	Finished



Eagle Farm QLD Professional
Race 5: BRC CHAIRMANS CLUB MEMBERSHIP BENCHMARK
80 Handicap - 2200m

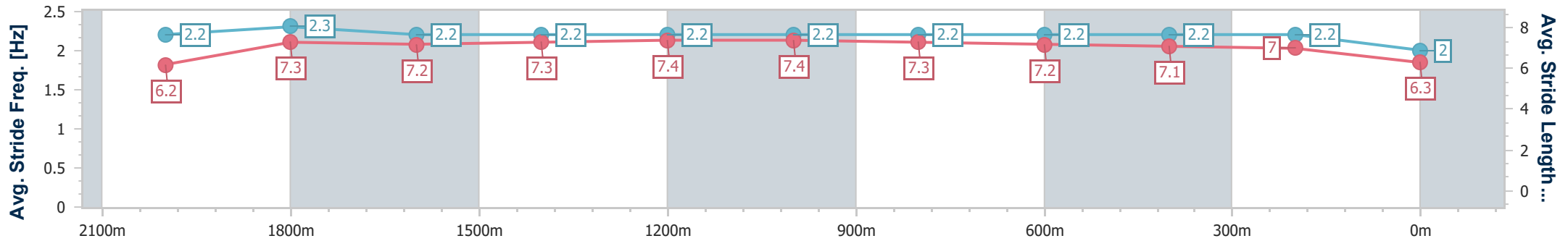
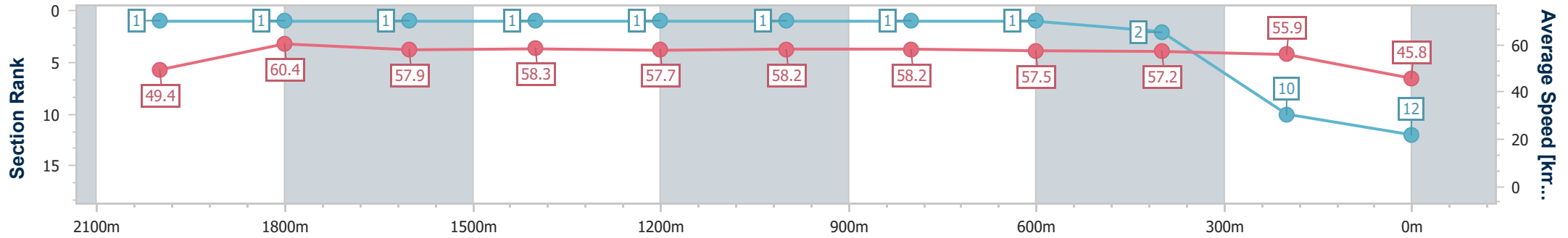
15 February 2025 - 14:33

Track Rating: Soft 6, Weather: Overcast, Rail Position: +0.5m Entire



BRISBANE RACING CLUB

Section	Overall	2000m	1800m	1600m	1400m	1200m	1000m	800m	600m	400m	200m
Section Times	2:22.62 [12] (0:14.60)	2:08.02 [1] (0:11.90)	1:56.12 [1] (0:12.53)	1:43.59 [1] (0:12.45)	1:31.14 [1] (0:12.47)	1:18.67 [1] (0:12.36)	1:06.31 [1] (0:12.51)	0:53.80 [1] (0:12.54)	0:41.26 [1] (0:12.61)	0:28.65 [2] (0:12.88)	0:15.77 [10] (0:15.77)
Average Speed [km/h]	49.4	60.4	57.9	58.3	57.7	58.2	58.2	57.5	57.2	55.9	45.8
Top Speed [km/h]	63.0	62.4	58.6	59.1	58.5	58.8	58.5	58.5	57.8	57.2	54.1
Avg. Dist. to Rail [m]	7.0	0.6	1.0	1.9	1.9	2.3	1.7	0.9	0.3	1.6	1.8
Avg. Stride Freq. [Hz]	2.2	2.3	2.2	2.2	2.2	2.2	2.2	2.2	2.2	2.2	2.0
Avg. Stride Length [m]	6.2	7.3	7.2	7.3	7.4	7.4	7.3	7.2	7.1	7.0	6.3



- [] Ranking at each section and finish
- .-.- No data available at this section
- NA No data available