



Eagle Farm QLD Professional
Race 7: XXXX OPEN Handicap - 1400m
15 February 2025 - 15:47



BRISBANE
RACING CLUB

Track Rating: Soft 6, Weather: Overcast, Rail Position: +0.5m Entire

Section												Last 600m	
Field Times												0:34.71	
					Overall	1200m	1000m	800m	600m	400m			
					1:23.66 (0:13.64)	1:10.02 (0:11.49)	0:58.53 (0:11.94)	0:46.59 (0:11.88)	0:34.71 (0:11.46)	0:23.25 (0:11.06)			
Rank	TAB	Horse/Jockey	Barrier	Top Speed [km/h]	Fastest Section							Distance Travelled [m]	
1	3	IRISH SONGS James Orman	4	66.0 400m	0:11.09 400m	1:23.66 [1] (0:13.87)	1:09.79 [2] (0:11.35)	0:58.44 [2] (0:11.85)	0:46.59 [1] (0:11.88)	0:34.71 [1] (0:11.48)	0:23.23 [2] (0:11.09)	0:34.71	
2	5	DEVASTATE Angela Jones	10	66.6 400m	0:11.03 400m	1:23.73 [2] (0:13.64)	1:10.09 [1] (0:11.49)	0:58.60 [1] (0:11.96)	0:46.64 [2] (0:11.96)	0:34.68 [2] (0:11.39)	0:23.29 [3] (0:11.03)	0:34.68	-4
3	7	DREAM HOUR Andrew Mallyon	9	67.2 600m	0:11.04 400m	1:24.02 [3] (0:14.43)	1:09.59 [6] (0:11.61)	0:57.98 [6] (0:11.75)	0:46.23 [7] (0:11.71)	0:34.52 [7] (0:11.23)	0:23.29 [6] (0:11.04)	0:34.52	-1
4	4	POCKET FULL Cody Collis	6	66.3 400m	0:11.14 400m	1:24.15 [4] (0:14.16)	1:09.99 [5] (0:11.58)	0:58.41 [5] (0:11.79)	0:46.62 [5] (0:11.82)	0:34.80 [6] (0:11.37)	0:23.43 [5] (0:11.14)	0:34.80	-2
5	9	VIMINELE Bailey Wheeler	3	66.1 400m	0:11.28 400m	1:24.17 [5] (0:14.14)	1:10.03 [4] (0:11.49)	0:58.54 [4] (0:11.67)	0:46.87 [3] (0:11.85)	0:35.02 [4] (0:11.42)	0:23.60 [4] (0:11.28)	0:35.02	-4
6	6	MAHAGONI Kyle Wilson-Taylor	8	64.4 600m	0:11.49 600m	1:24.98 [6] (0:14.47)	1:10.51 [7] (0:11.58)	0:58.93 [7] (0:11.54)	0:47.39 [6] (0:11.73)	0:35.66 [5] (0:11.49)	0:24.17 [7] (0:11.51)	0:35.66	-3
7	2	GOLDEN DECADE Emily Lang	2	66.7 600m	0:11.31 600m	1:25.05 [7] (0:13.90)	1:11.15 [3] (0:11.62)	0:59.53 [3] (0:11.87)	0:47.66 [4] (0:11.71)	0:35.95 [3] (0:11.31)	0:24.64 [1] (0:11.40)	0:35.95	+1

Scratched: Our Magnus (#10), Sinawann (#1), Hollywood North (#8)

[] Ranking at each section and finish
 -:-:- No data available at this section
 NA No data available

SCN Saddle cloth number
 DNF Did not finish
 DNT Did not track



Eagle Farm QLD Professional
Race 7: XXXX OPEN Handicap - 1400m
15 February 2025 - 15:47



Track Rating: Soft 6, Weather: Overcast, Rail Position: +0.5m Entire

Section							200m			Last 600m
Field Times							0:12.19			0:34.71
							(0:12.19)			
Rank	TAB	Horse/Jockey	Barrier	Top Speed [km/h]	Fastest Section	Margin			Distance Travelled [m]	
1	3	IRISH SONGS	4	66.0	0:11.09	0:12.14 [2]	1:23.66		0:34.71	
		James Orman		400m	400m	(0:12.14)				
2	5	DEVASTATE	10	66.6	0:11.03	0:12.26 [1]	0.39L		0:34.68	
		Angela Jones		400m	400m	(0:12.26)			-4	
3	7	DREAM HOUR	9	67.2	0:11.04	0:12.25 [3]	2.12L		0:34.52	
		Andrew Mallyon		600m	400m	(0:12.25)			-1	
4	4	POCKET FULL	6	66.3	0:11.14	0:12.29 [6]	2.88L		0:34.80	
		Cody Collis		400m	400m	(0:12.29)			-2	
5	9	VIMINELE	3	66.1	0:11.28	0:12.32 [5]	2.98L		0:35.02	
		Bailey Wheeler		400m	400m	(0:12.32)			-4	
6	6	MAHAGONI	8	64.4	0:11.49	0:12.66 [7]	7.77L		0:35.66	
		Kyle Wilson-Taylor		600m	600m	(0:12.66)			-3	
7	2	GOLDEN DECADE	2	66.7	0:11.31	0:13.24 [4]	8.15L		0:35.95	
		Emily Lang		600m	600m	(0:13.24)			+1	

Scratched: Our Magnus (#10), Sinawann (#1), Hollywood North (#8)

[] Ranking at each section and finish
 -:-:- No data available at this section
 NA No data available

SCN Saddle cloth number
 DNF Did not finish
 DNT Did not track



Horse/Jockey Name	Irish Songs
Final Rank	1
Fastest Section Time (Section)	0:11.09 (400m)
Top Speed [km/h] (Section)	66.0 (400m)
Race State	Finished

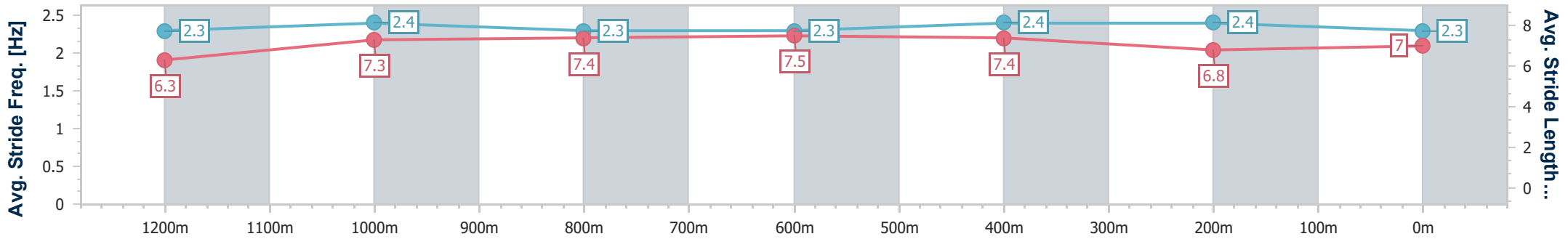
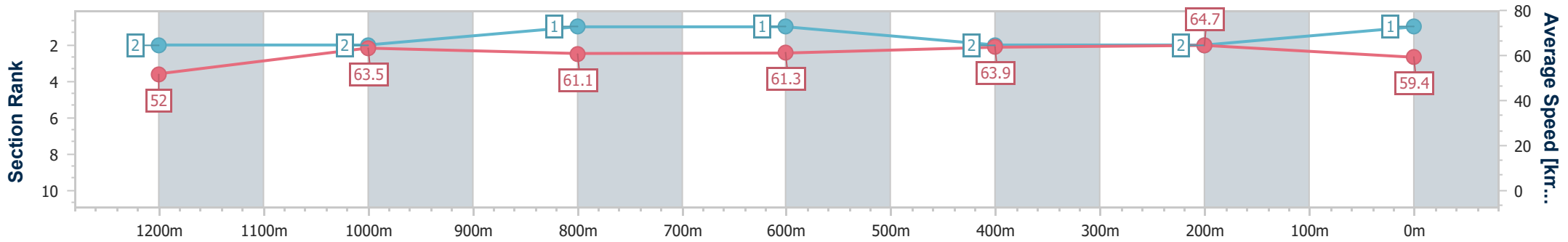


Eagle Farm QLD Professional
 Race 7: XXXX OPEN Handicap - 1400m
 15 February 2025 - 15:47
 Track Rating: Soft 6, Weather: Overcast, Rail Position: +0.5m Entire



BRISBANE RACING CLUB

Section	Overall	1200m	1000m	800m	600m	400m	200m
Section Times	1:23.66 [1] (0:13.87)	1:09.79 [2] (0:11.35)	0:58.44 [2] (0:11.85)	0:46.59 [1] (0:11.88)	0:34.71 [1] (0:11.48)	0:23.23 [2] (0:11.09)	0:12.14 [2] (0:12.14)
Average Speed [km/h]	52.0	63.5	61.1	61.3	63.9	64.7	59.4
Top Speed [km/h]	64.3	64.8	61.8	62.2	64.5	66.0	63.3
Avg. Dist. to Rail [m]	3.6	2.0	1.4	1.9	3.5	9.0	10.8
Avg. Stride Freq. [Hz]	2.3	2.4	2.3	2.3	2.4	2.4	2.3
Avg. Stride Length [m]	6.3	7.3	7.4	7.5	7.4	6.8	7.0



- [] Ranking at each section and finish
- .-.- No data available at this section
- NA No data available



Horse/Jockey Name	Devastate
Final Rank	2
Fastest Section Time (Section)	0:11.03 (400m)
Top Speed [km/h] (Section)	66.6 (400m)
Race State	Finished

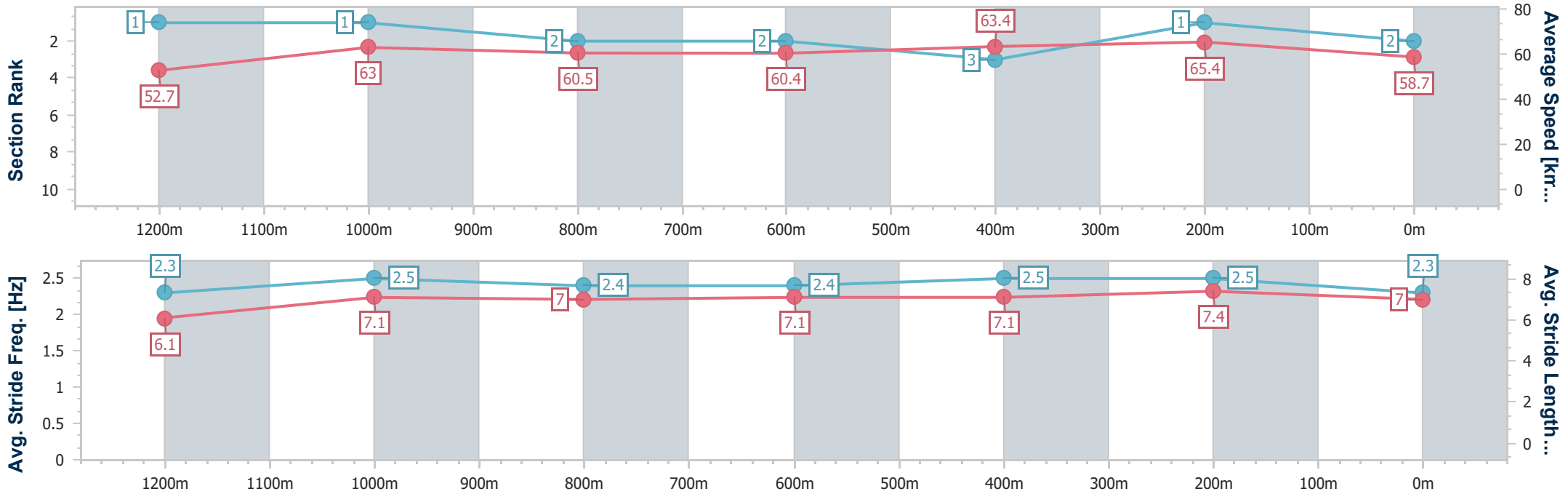


Eagle Farm QLD Professional
 Race 7: XXXX OPEN Handicap - 1400m
 15 February 2025 - 15:47
 Track Rating: Soft 6, Weather: Overcast, Rail Position: +0.5m Entire



BRISBANE RACING CLUB

Section	Overall	1200m	1000m	800m	600m	400m	200m
Section Times	1:23.73 [2] (0:13.64)	1:10.09 [1] (0:11.49)	0:58.60 [1] (0:11.96)	0:46.64 [2] (0:11.96)	0:34.68 [2] (0:11.39)	0:23.29 [3] (0:11.03)	0:12.26 [1] (0:12.26)
Average Speed [km/h]	52.7	63.0	60.5	60.4	63.4	65.4	58.7
Top Speed [km/h]	64.1	63.4	61.9	62.0	66.2	66.6	62.7
Avg. Dist. to Rail [m]	4.5	1.8	1.8	0.7	1.1	7.3	7.7
Avg. Stride Freq. [Hz]	2.3	2.5	2.4	2.4	2.5	2.5	2.3
Avg. Stride Length [m]	6.1	7.1	7.0	7.1	7.1	7.4	7.0



- [] Ranking at each section and finish
- .-.- No data available at this section
- NA No data available



Horse/Jockey Name	Dream Hour
Final Rank	3
Fastest Section Time (Section)	0:11.04 (400m)
Top Speed [km/h] (Section)	67.2 (600m)
Race State	Finished

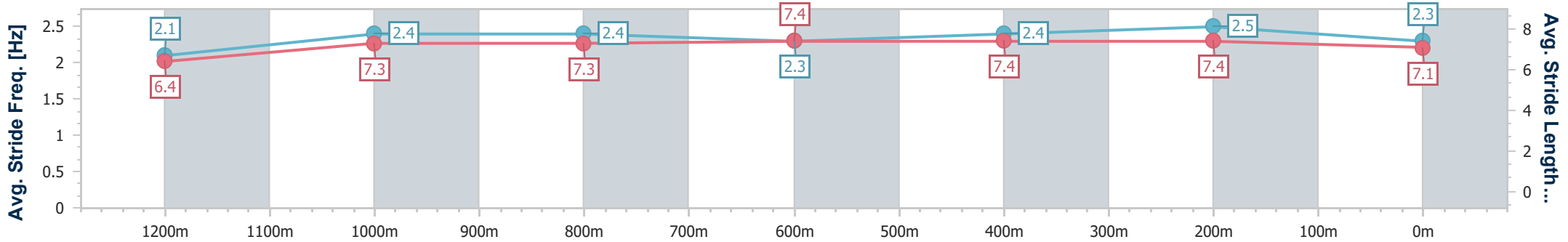
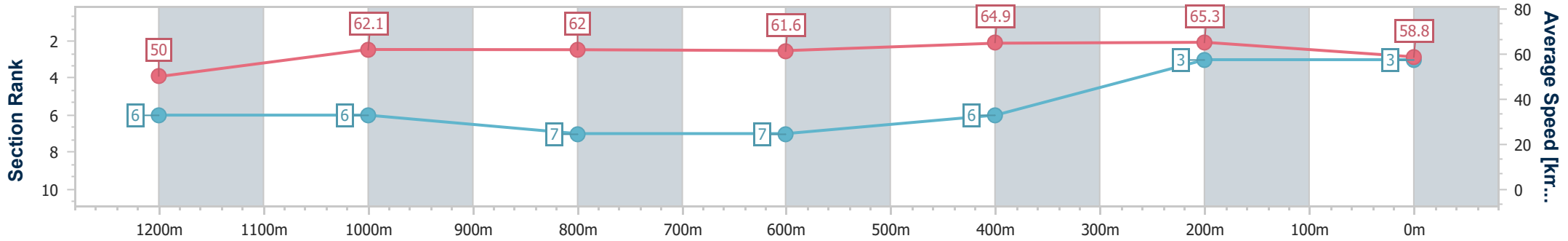


Eagle Farm QLD Professional
 Race 7: XXXX OPEN Handicap - 1400m
 15 February 2025 - 15:47
 Track Rating: Soft 6, Weather: Overcast, Rail Position: +0.5m Entire



BRISBANE RACING CLUB

Section	Overall	1200m	1000m	800m	600m	400m	200m
Section Times	1:24.02 [3] (0:14.43)	1:09.59 [6] (0:11.61)	0:57.98 [6] (0:11.75)	0:46.23 [7] (0:11.71)	0:34.52 [7] (0:11.23)	0:23.29 [6] (0:11.04)	0:12.25 [3] (0:12.25)
Average Speed [km/h]	50.0	62.1	62.0	61.6	64.9	65.3	58.8
Top Speed [km/h]	62.9	63.3	63.4	64.0	67.2	67.0	63.4
Avg. Dist. to Rail [m]	4.4	2.3	1.8	1.1	2.8	9.5	10.9
Avg. Stride Freq. [Hz]	2.1	2.4	2.4	2.3	2.4	2.5	2.3
Avg. Stride Length [m]	6.4	7.3	7.3	7.4	7.4	7.4	7.1



- [] Ranking at each section and finish
- .-.- No data available at this section
- NA No data available



Horse/Jockey Name	Pocket Full
Final Rank	4
Fastest Section Time (Section)	0:11.14 (400m)
Top Speed [km/h] (Section)	66.3 (400m)
Race State	Finished

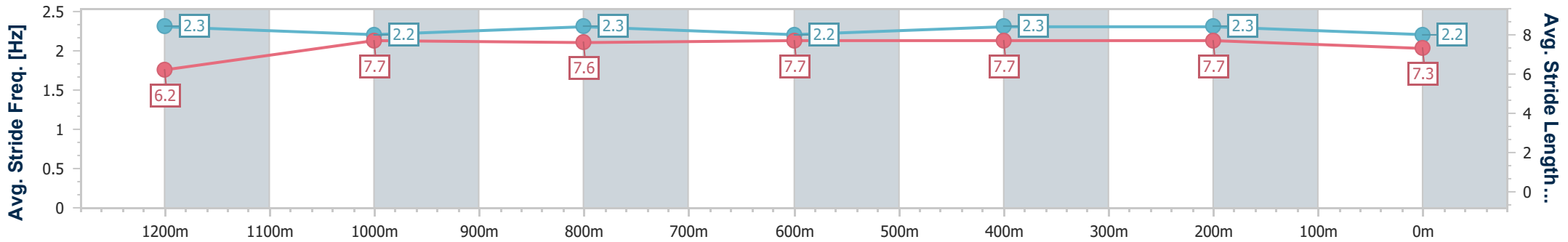
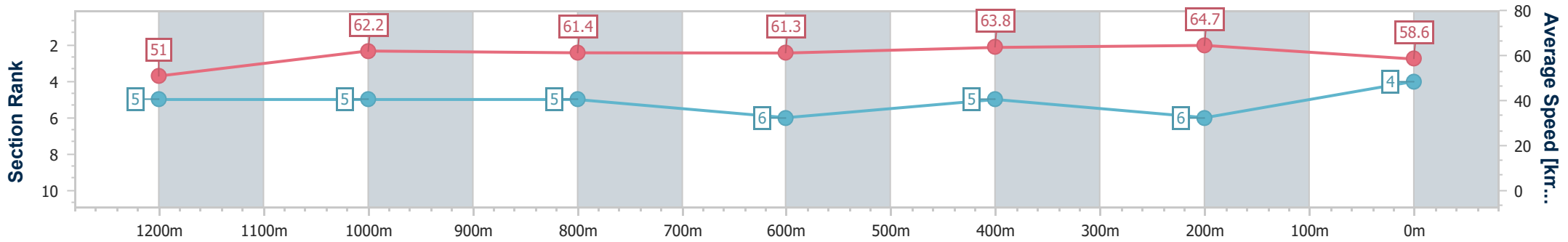


Eagle Farm QLD Professional
 Race 7: XXXX OPEN Handicap - 1400m
 15 February 2025 - 15:47
 Track Rating: Soft 6, Weather: Overcast, Rail Position: +0.5m Entire



BRISBANE
RACING CLUB

Section	Overall	1200m	1000m	800m	600m	400m	200m
Section Times	1:24.15 [4] (0:14.16)	1:09.99 [5] (0:11.58)	0:58.41 [5] (0:11.79)	0:46.62 [5] (0:11.82)	0:34.80 [6] (0:11.37)	0:23.43 [5] (0:11.14)	0:12.29 [6] (0:12.29)
Average Speed [km/h]	51.0	62.2	61.4	61.3	63.8	64.7	58.6
Top Speed [km/h]	63.1	63.2	62.5	62.3	65.7	66.3	62.4
Avg. Dist. to Rail [m]	3.1	2.1	1.5	1.2	1.7	7.3	9.2
Avg. Stride Freq. [Hz]	2.3	2.2	2.3	2.2	2.3	2.3	2.2
Avg. Stride Length [m]	6.2	7.7	7.6	7.7	7.7	7.7	7.3



- [] Ranking at each section and finish
- .-.- No data available at this section
- NA No data available



Horse/Jockey Name	Viminele
Final Rank	5
Fastest Section Time (Section)	0:11.28 (400m)
Top Speed [km/h] (Section)	66.1 (400m)
Race State	Finished

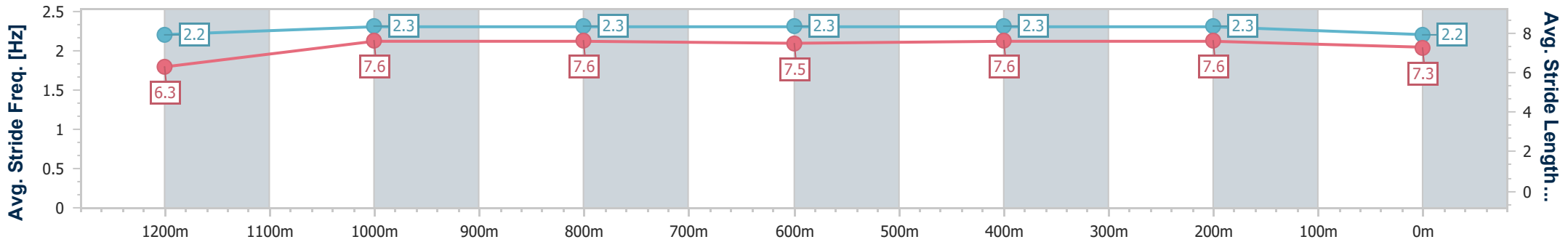
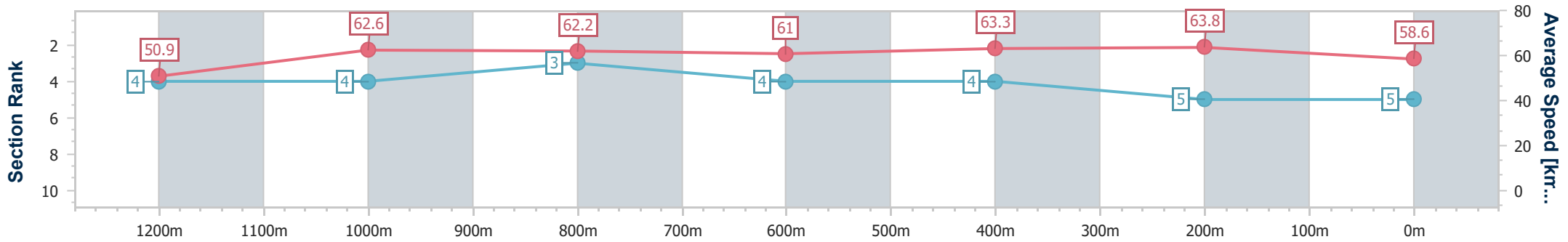


Eagle Farm QLD Professional
 Race 7: XXXX OPEN Handicap - 1400m
 15 February 2025 - 15:47
 Track Rating: Soft 6, Weather: Overcast, Rail Position: +0.5m Entire



BRISBANE RACING CLUB

Section	Overall	1200m	1000m	800m	600m	400m	200m
Section Times	1:24.17 [5] (0:14.14)	1:10.03 [4] (0:11.49)	0:58.54 [4] (0:11.67)	0:46.87 [3] (0:11.85)	0:35.02 [4] (0:11.42)	0:23.60 [4] (0:11.28)	0:12.32 [5] (0:12.32)
Average Speed [km/h]	50.9	62.6	62.2	61.0	63.3	63.8	58.6
Top Speed [km/h]	65.9	64.3	63.6	62.0	65.7	66.1	62.2
Avg. Dist. to Rail [m]	1.9	1.8	1.3	0.9	0.9	5.8	7.3
Avg. Stride Freq. [Hz]	2.2	2.3	2.3	2.3	2.3	2.3	2.2
Avg. Stride Length [m]	6.3	7.6	7.6	7.5	7.6	7.6	7.3



- [] Ranking at each section and finish
- .-.- No data available at this section
- NA No data available



Horse/Jockey Name	Mahagoni
Final Rank	6
Fastest Section Time (Section)	0:11.49 (600m)
Top Speed [km/h] (Section)	64.4 (600m)
Race State	Finished

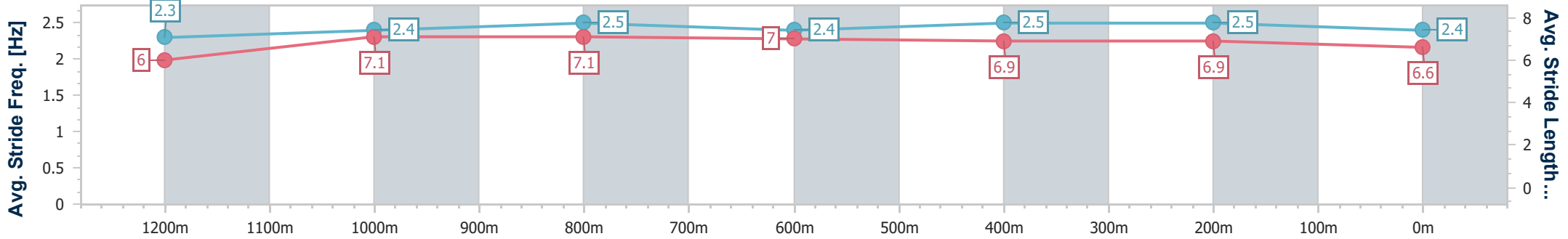
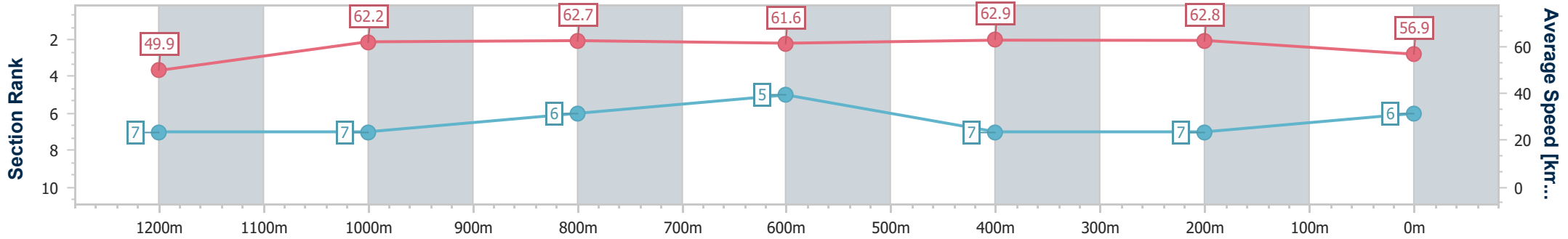


Eagle Farm QLD Professional
 Race 7: XXXX OPEN Handicap - 1400m
 15 February 2025 - 15:47
 Track Rating: Soft 6, Weather: Overcast, Rail Position: +0.5m Entire



BRISBANE
 RACING CLUB

Section	Overall	1200m	1000m	800m	600m	400m	200m
Section Times	1:24.98 [6] (0:14.47)	1:10.51 [7] (0:11.58)	0:58.93 [7] (0:11.54)	0:47.39 [6] (0:11.73)	0:35.66 [5] (0:11.49)	0:24.17 [7] (0:11.51)	0:12.66 [7] (0:12.66)
Average Speed [km/h]	49.9	62.2	62.7	61.6	62.9	62.8	56.9
Top Speed [km/h]	61.9	63.8	64.1	62.4	64.4	64.0	60.1
Avg. Dist. to Rail [m]	3.7	2.0	1.3	0.6	1.2	7.7	10.4
Avg. Stride Freq. [Hz]	2.3	2.4	2.5	2.4	2.5	2.5	2.4
Avg. Stride Length [m]	6.0	7.1	7.1	7.0	6.9	6.9	6.6



- [] Ranking at each section and finish
- .-.- No data available at this section
- NA No data available



Horse/Jockey Name	Golden Decade
Final Rank	7
Fastest Section Time (Section)	0:11.31 (600m)
Top Speed [km/h] (Section)	66.7 (600m)
Race State	Finished

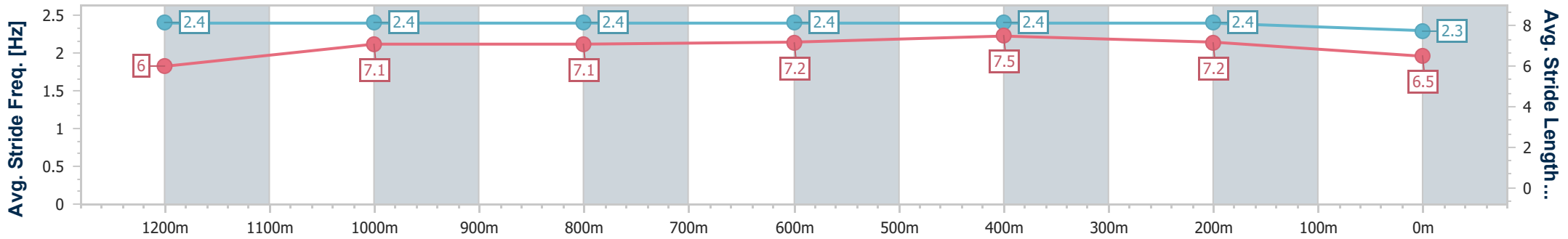
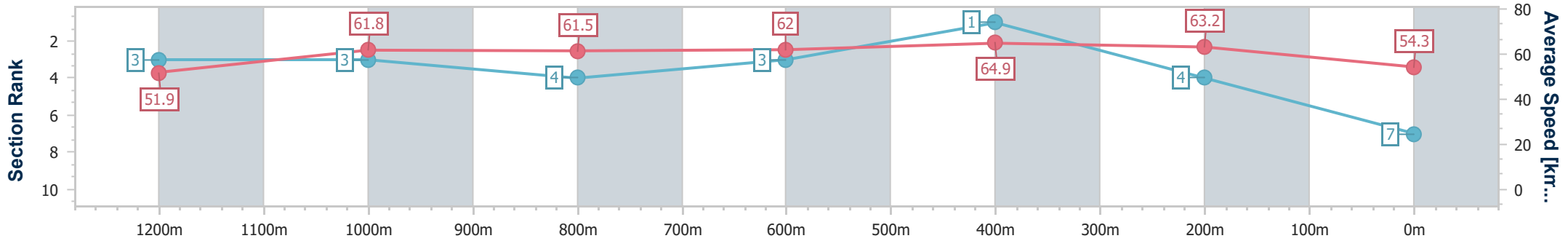


Eagle Farm QLD Professional
 Race 7: XXXX OPEN Handicap - 1400m
 15 February 2025 - 15:47
 Track Rating: Soft 6, Weather: Overcast, Rail Position: +0.5m Entire



BRISBANE
 RACING CLUB

Section	Overall	1200m	1000m	800m	600m	400m	200m
Section Times	1:25.05 [7] (0:13.90)	1:11.15 [3] (0:11.62)	0:59.53 [3] (0:11.87)	0:47.66 [4] (0:11.71)	0:35.95 [3] (0:11.31)	0:24.64 [1] (0:11.40)	0:13.24 [4] (0:13.24)
Average Speed [km/h]	51.9	61.8	61.5	62.0	64.9	63.2	54.3
Top Speed [km/h]	61.9	63.4	62.8	63.2	66.7	66.5	60.3
Avg. Dist. to Rail [m]	2.3	2.4	2.0	2.0	4.0	11.3	13.5
Avg. Stride Freq. [Hz]	2.4	2.4	2.4	2.4	2.4	2.4	2.3
Avg. Stride Length [m]	6.0	7.1	7.1	7.2	7.5	7.2	6.5



- [] Ranking at each section and finish
- .-.- No data available at this section
- NA No data available