



Eagle Farm QLD Professional

Race 10: LADBROKES MATES MODE POTS BENCHMARK 78 Handicap - 1400m

15 February 2025 - 17:50



BRISBANE
RACING CLUB

Track Rating: Soft 6, Weather: Overcast, Rail Position: +0.5m Entire

Section		Overall	1200m	1000m	800m	600m	400m	Last 600m				
Field Times		1:23.58 (0:13.39)	1:10.19 (0:10.62)	0:59.57 (0:11.67)	0:47.90 (0:12.07)	0:35.83 (0:11.72)	0:24.11 (0:11.59)	0:35.83				
Rank	TAB Horse/Jockey	Barrier	Top Speed [km/h]	Fastest Section	Distance Travelled [m]							
1	11 NORTHERN DECREE Vlad Duric	17	66.2 1200m	0:11.18 1200m	1:23.58 [1] (0:13.87)	1:09.71 [9] (0:11.18)	0:58.53 [8] (0:11.80)	0:46.73 [12] (0:11.86)	0:34.87 [9] (0:11.45)	0:23.42 [8] (0:11.36)	0:34.87	
2	15 UNTIL VALHALLA Kyle Wilson-Taylor	1	66.0 1200m	0:11.06 1200m	1:23.82 [2] (0:13.71)	1:10.11 [7] (0:11.06)	0:59.05 [7] (0:11.63)	0:47.42 [6] (0:12.01)	0:35.41 [8] (0:11.59)	0:23.82 [6] (0:11.46)	0:35.41	+2
3	2 TOESONTHENOSE Taylor Marshall	15	65.5 600m	0:11.20 1200m	1:23.83 [3] (0:14.12)	1:09.71 [12] (0:11.20)	0:58.51 [11] (0:11.50)	0:47.01 [10] (0:11.58)	0:35.43 [7] (0:11.40)	0:24.03 [3] (0:11.39)	0:35.43	+4
4	5 OUR MAGNUS Dan McGillivray	5	65.5 400m	0:11.24 400m	1:24.10 [4] (0:14.10)	1:10.00 [11] (0:11.35)	0:58.65 [13] (0:11.56)	0:47.09 [13] (0:11.91)	0:35.18 [13] (0:11.53)	0:23.65 [12] (0:11.24)	0:35.18	-2
5	8 SET TO SHINE Angela Jones	9	66.7 1200m	0:10.94 1200m	1:24.14 [5] (0:13.50)	1:10.64 [3] (0:10.94)	0:59.70 [4] (0:11.72)	0:47.98 [4] (0:11.88)	0:36.10 [4] (0:11.86)	0:24.24 [5] (0:11.63)	0:36.10	+3
6	3 ART BY CONCORDE Cody Collis	8	66.8 1200m	0:11.03 1200m	1:24.21 [6] (0:13.65)	1:10.56 [6] (0:11.03)	0:59.53 [6] (0:11.88)	0:47.65 [7] (0:11.76)	0:35.89 [6] (0:11.85)	0:24.04 [9] (0:11.40)	0:35.89	+7
7	6 PRIME ASSET Nikita Beriman	16	69.5 1200m	0:10.62 1200m	1:24.24 [7] (0:13.39)	1:10.85 [1] (0:10.62)	1:00.23 [1] (0:11.67)	0:48.56 [1] (0:12.07)	0:36.49 [1] (0:11.88)	0:24.61 [2] (0:11.81)	0:36.49	+7
8	12 CENTRESTONE James Orman	14	69.6 1200m	0:10.65 1200m	1:24.34 [8] (0:13.47)	1:10.87 [2] (0:10.65)	1:00.22 [2] (0:11.80)	0:48.42 [2] (0:11.86)	0:36.56 [2] (0:11.69)	0:24.87 [1] (0:11.59)	0:36.56	+8
9	1 LIGHT OF BOOM Emily Lang	12	69.1 1200m	0:10.70 1200m	1:24.36 [9] (0:13.56)	1:10.80 [5] (0:10.70)	1:00.10 [3] (0:11.71)	0:48.39 [3] (0:11.88)	0:36.51 [3] (0:11.95)	0:24.56 [3] (0:11.69)	0:36.51	+12
10	16 FIELD OF MYRTLE Jake Bayliss	10	67.0 1200m	0:10.93 1200m	1:24.55 [10] (0:13.55)	1:11.00 [4] (0:10.93)	1:00.07 [5] (0:11.80)	0:48.27 [5] (0:11.83)	0:36.44 [5] (0:11.97)	0:24.47 [7] (0:11.32)	0:36.44	+6

Scratched: Liberty Steps (#10), Ready For Anything (#7), Adiella (#14), Little Beginnings (#4)

Report Created: Sat 15 February 2025 18:06 GMT+ (Note: Timing is based on position data)

Page 1/18

[] Ranking at each section and finish
 -:-:- No data available at this section
 NA No data available

SCN Saddle cloth number
 DNF Did not finish
 DNT Did not track

data processed by TRIPLES DATA



Eagle Farm QLD Professional
Race 10: LADBROKES MATES MODE POTS BENCHMARK 78 Handicap - 1400m
15 February 2025 - 17:50



Track Rating: Soft 6, Weather: Overcast, Rail Position: +0.5m Entire

Section	Overall	1200m	1000m	800m	600m	400m	Last 600m
Field Times	1:23.58 (0:13.39)	1:10.19 (0:10.62)	0:59.57 (0:11.67)	0:47.90 (0:12.07)	0:35.83 (0:11.72)	0:24.11 (0:11.59)	0:35.83

Rank	TAB	Horse/Jockey	Barrier	Top Speed [km/h]	Fastest Section	Overall	1200m	1000m	800m	600m	400m	Last 600m	Distance Travelled [m]
11	17	IVAN'S HERO Damien Thornton	7	64.8 1200m	0:11.29 1200m	1:24.58 [11] (0:13.82)	1:10.76 [8] (0:11.29)	0:59.47 [9] (0:11.68)	0:47.79 [9] (0:11.93)	0:35.86 [11] (0:11.65)	0:24.21 [10] (0:11.48)	0:35.86	+8
12	18	SELLING SUNSET Tahlia Fenlon	2	65.8 1200m	0:11.19 1200m	1:25.54 [12] (0:14.09)	1:11.45 [10] (0:11.19)	1:00.26 [10] (0:11.50)	0:48.76 [8] (0:11.98)	0:36.78 [12] (0:11.61)	0:25.17 [11] (0:11.71)	0:36.78	-3
13	9	BILLIONAIRE BABY Mark Du Plessis	3	66.8 1200m	0:10.98 1200m	1:26.08 [13] (0:15.15)	1:10.93 [14] (0:10.98)	0:59.95 [14] (0:11.18)	0:48.77 [14] (0:11.62)	0:37.15 [14] (0:11.65)	0:25.50 [14] (0:11.65)	0:37.15	+0
14	13	GIVARA Andrew Mallyon	6	66.0 1200m	0:11.09 1200m	1:26.38 [14] (0:14.29)	1:12.09 [13] (0:11.09)	1:01.00 [12] (0:11.47)	0:49.53 [11] (0:11.86)	0:37.67 [9] (0:11.77)	0:25.90 [13] (0:11.94)	0:37.67	-2

Scratched: Liberty Steps (#10), Ready For Anything (#7), Adiella (#14), Little Beginnings (#4)

[] Ranking at each section and finish
 -:-:- No data available at this section
 NA No data available

SCN Saddle cloth number
 DNF Did not finish
 DNT Did not track



Eagle Farm QLD Professional
Race 10: LADBROKES MATES MODE POTS BENCHMARK 78 Handicap - 1400m
15 February 2025 - 17:50



Track Rating: Soft 6, Weather: Overcast, Rail Position: +0.5m Entire

Section				200m				Last 600m	
Field Times				0:12.52 (0:12.52)				0:35.83	
Rank	TAB Horse/Jockey	Barrier	Top Speed [km/h]	Fastest Section	Margin				Distance Travelled [m]
1	11 NORTHERN DECREE Vlad Duric	17	66.2 1200m	0:11.18 1200m	0:12.06 [7] (0:12.06)	1:23.58		0:34.87	
2	15 UNTIL VALHALLA Kyle Wilson-Taylor	1	66.0 1200m	0:11.06 1200m	0:12.36 [5] (0:12.36)	1.43L		0:35.41	+2
3	2 TOESONTHENOSE Taylor Marshall	15	65.5 600m	0:11.20 1200m	0:12.64 [2] (0:12.64)	1.49L		0:35.43	+4
4	5 OUR MAGNUS Dan McGillivray	5	65.5 400m	0:11.24 400m	0:12.41 [10] (0:12.41)	3.07L		0:35.18	-2
5	8 SET TO SHINE Angela Jones	9	66.7 1200m	0:10.94 1200m	0:12.61 [8] (0:12.61)	3.28L		0:36.10	+3
6	3 ART BY CONCORDE Cody Collis	8	66.8 1200m	0:11.03 1200m	0:12.64 [9] (0:12.64)	3.7L		0:35.89	+7
7	6 PRIME ASSET Nikita Beriman	16	69.5 1200m	0:10.62 1200m	0:12.80 [4] (0:12.80)	3.88L		0:36.49	+7
8	12 CENTRESTONE James Orman	14	69.6 1200m	0:10.65 1200m	0:13.28 [1] (0:13.28)	4.48L		0:36.56	+8
9	1 LIGHT OF BOOM Emily Lang	12	69.1 1200m	0:10.70 1200m	0:12.87 [6] (0:12.87)	4.62L		0:36.51	+12
10	16 FIELD OF MYRTLE Jake Bayliss	10	67.0 1200m	0:10.93 1200m	0:13.15 [3] (0:13.15)	5.7L		0:36.44	+6

Scratched: Liberty Steps (#10), Ready For Anything (#7), Adiella (#14), Little Beginnings (#4)

[] Ranking at each section and finish
 -:-:- No data available at this section
 NA No data available

SCN Saddle cloth number
 DNF Did not finish
 DNT Did not track



Eagle Farm QLD Professional
Race 10: LADBROKES MATES MODE POTS BENCHMARK 78 Handicap -
1400m
15 February 2025 - 17:50



Track Rating: Soft 6, Weather: Overcast, Rail Position: +0.5m Entire

Section				200m				Last 600m	
Field Times				0:12.52 (0:12.52)				0:35.83	
Rank	TAB Horse/Jockey	Barrier	Top Speed [km/h]	Fastest Section	Margin			Distance Travelled [m]	
11	17 IVAN'S HERO Damien Thornton	7	64.8 1200m	0:11.29 1200m	0:12.73 [11] (0:12.73)	5.88L		0:35.86	+8
12	18 SELLING SUNSET Tahlia Fenlon	2	65.8 1200m	0:11.19 1200m	0:13.46 [12] (0:13.46)	11.52L		0:36.78	-3
13	9 BILLIONAIR BABY Mark Du Plessis	3	66.8 1200m	0:10.98 1200m	0:13.85 [13] (0:13.85)	14.71L		0:37.15	+0
14	13 GIVARA Andrew Mallyon	6	66.0 1200m	0:11.09 1200m	0:13.96 [14] (0:13.96)	16.51L		0:37.67	-2

Scratched: Liberty Steps (#10), Ready For Anything (#7), Adiella (#14), Little Beginnings (#4)

[] Ranking at each section and finish
 -:-:-:- No data available at this section
 NA No data available

SCN Saddle cloth number
 DNF Did not finish
 DNT Did not track



Horse/Jockey Name	Northern Decree
Final Rank	1
Fastest Section Time (Section)	0:11.18 (1200m)
Top Speed [km/h] (Section)	66.2 (1200m)
Race State	Finished

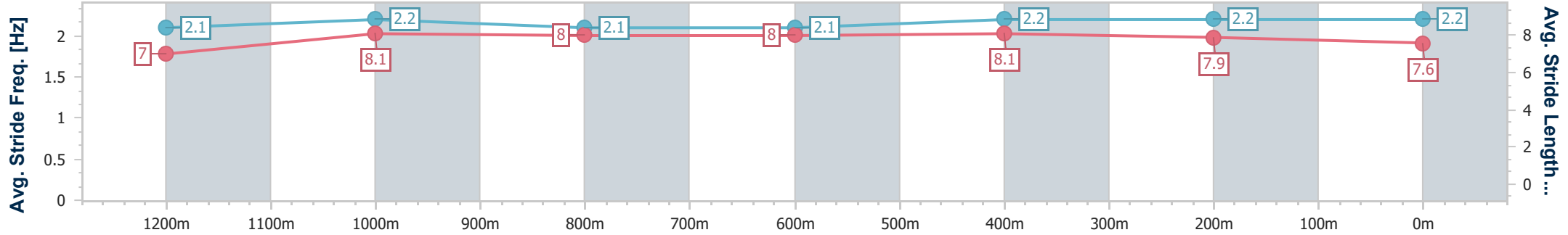
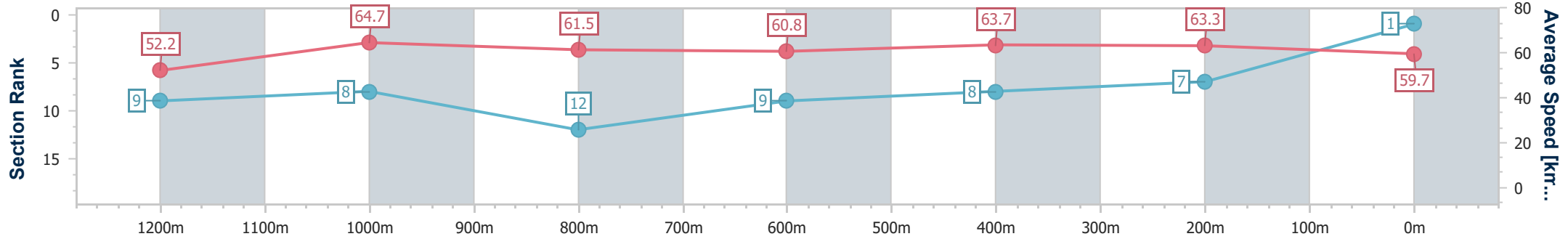


Eagle Farm QLD Professional
 Race 10: LADBROKES MATES MODE POTS BENCHMARK 78
 Handicap - 1400m
 15 February 2025 - 17:50
 Track Rating: Soft 6, Weather: Overcast, Rail Position: +0.5m Entire



BRISBANE
 RACING CLUB

Section	Overall	1200m	1000m	800m	600m	400m	200m
Section Times	1:23.58 [1] (0:13.87)	1:09.71 [9] (0:11.18)	0:58.53 [8] (0:11.80)	0:46.73 [12] (0:11.86)	0:34.87 [9] (0:11.45)	0:23.42 [8] (0:11.36)	0:12.06 [7] (0:12.06)
Average Speed [km/h]	52.2	64.7	61.5	60.8	63.7	63.3	59.7
Top Speed [km/h]	64.7	66.2	63.5	62.4	65.4	64.5	63.0
Avg. Dist. to Rail [m]	12.1	4.6	1.4	0.6	2.5	7.9	9.8
Avg. Stride Freq. [Hz]	2.1	2.2	2.1	2.1	2.2	2.2	2.2
Avg. Stride Length [m]	7.0	8.1	8.0	8.0	8.1	7.9	7.6



- [] Ranking at each section and finish
- .-.- No data available at this section
- NA No data available



Horse/Jockey Name	Until Valhalla
Final Rank	2
Fastest Section Time (Section)	0:11.06 (1200m)
Top Speed [km/h] (Section)	66.0 (1200m)
Race State	Finished

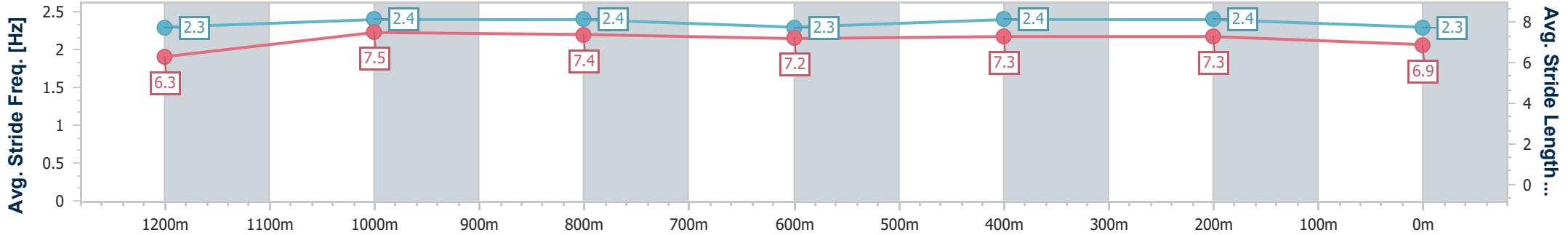
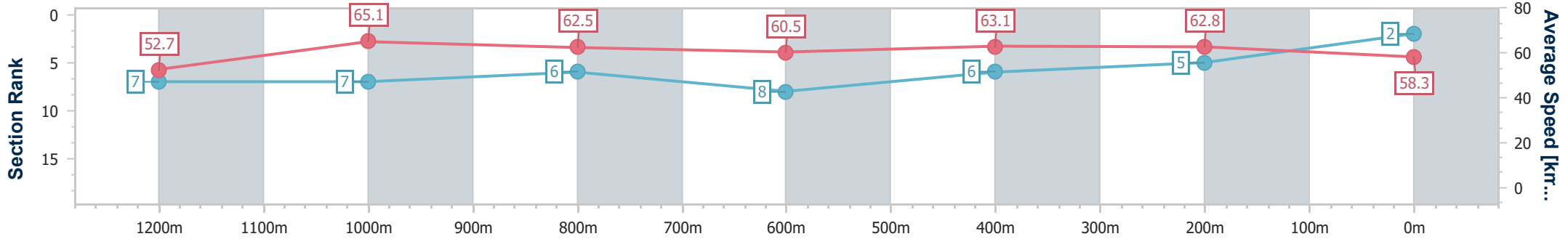


Eagle Farm QLD Professional
 Race 10: LADBROKES MATES MODE POTS BENCHMARK 78
 Handicap - 1400m
 15 February 2025 - 17:50
 Track Rating: Soft 6, Weather: Overcast, Rail Position: +0.5m Entire



BRISBANE
 RACING CLUB

Section	Overall	1200m	1000m	800m	600m	400m	200m
Section Times	1:23.82 [2] (0:13.71)	1:10.11 [7] (0:11.06)	0:59.05 [7] (0:11.63)	0:47.42 [6] (0:12.01)	0:35.41 [8] (0:11.59)	0:23.82 [6] (0:11.46)	0:12.36 [5] (0:12.36)
Average Speed [km/h]	52.7	65.1	62.5	60.5	63.1	62.8	58.3
Top Speed [km/h]	65.0	66.0	65.2	61.7	65.2	65.9	61.3
Avg. Dist. to Rail [m]	2.0	2.2	2.2	1.9	3.0	8.7	11.2
Avg. Stride Freq. [Hz]	2.3	2.4	2.4	2.3	2.4	2.4	2.3
Avg. Stride Length [m]	6.3	7.5	7.4	7.2	7.3	7.3	6.9



- [] Ranking at each section and finish
- .-.- No data available at this section
- NA No data available



Horse/Jockey Name	Toesonthenose
Final Rank	3
Fastest Section Time (Section)	0:11.20 (1200m)
Top Speed [km/h] (Section)	65.5 (600m)
Race State	Finished



Eagle Farm QLD Professional
Race 10: LADBROKES MATES MODE POTS BENCHMARK 78
Handicap - 1400m

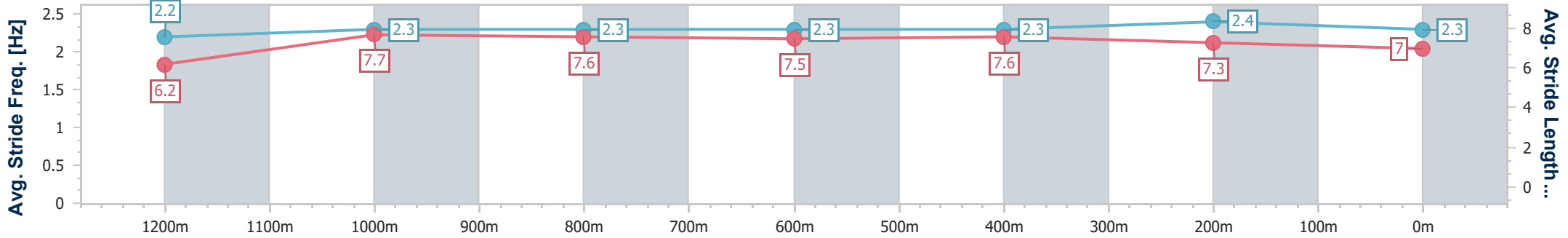
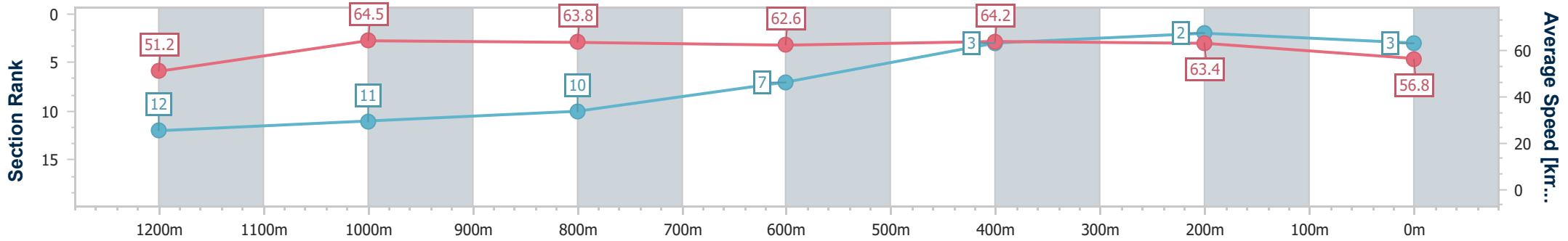


BRISBANE
RACING CLUB

15 February 2025 - 17:50

Track Rating: Soft 6, Weather: Overcast, Rail Position: +0.5m Entire

Section	Overall	1200m	1000m	800m	600m	400m	200m
Section Times	1:23.83 [3] (0:14.12)	1:09.71 [12] (0:11.20)	0:58.51 [11] (0:11.50)	0:47.01 [10] (0:11.58)	0:35.43 [7] (0:11.40)	0:24.03 [3] (0:11.39)	0:12.64 [2] (0:12.64)
Average Speed [km/h]	51.2	64.5	63.8	62.6	64.2	63.4	56.8
Top Speed [km/h]	64.2	64.6	64.1	63.9	65.5	64.7	60.9
Avg. Dist. to Rail [m]	10.2	5.3	3.3	1.6	3.6	13.1	12.2
Avg. Stride Freq. [Hz]	2.2	2.3	2.3	2.3	2.3	2.4	2.3
Avg. Stride Length [m]	6.2	7.7	7.6	7.5	7.6	7.3	7.0



- [] Ranking at each section and finish
- .-.- No data available at this section
- NA No data available



Horse/Jockey Name	Our Magnus
Final Rank	4
Fastest Section Time (Section)	0:11.24 (400m)
Top Speed [km/h] (Section)	65.5 (400m)
Race State	Finished



Eagle Farm QLD Professional
Race 10: LADBROKES MATES MODE POTS BENCHMARK 78
Handicap - 1400m

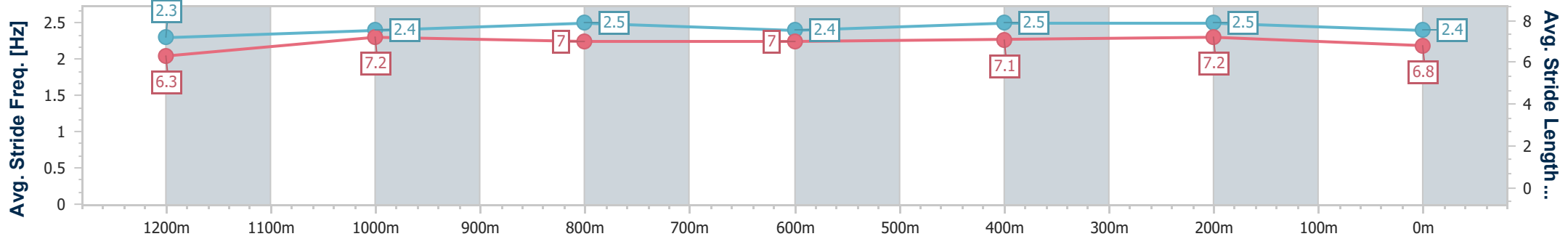
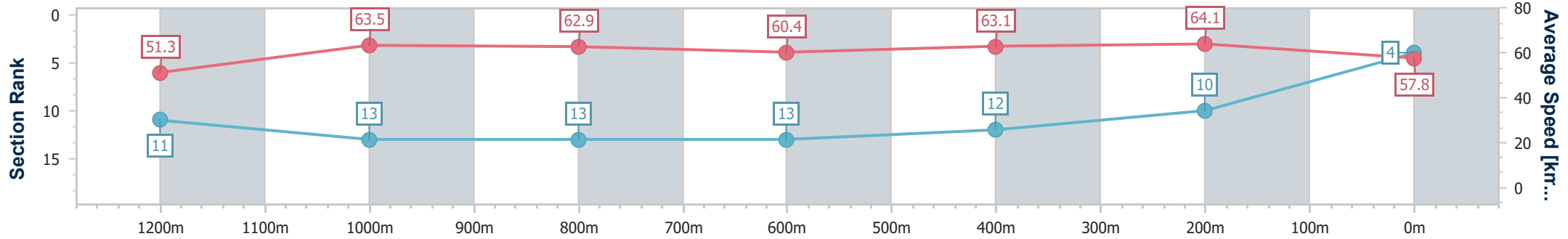


BRISBANE
RACING CLUB

15 February 2025 - 17:50

Track Rating: Soft 6, Weather: Overcast, Rail Position: +0.5m Entire

Section	Overall	1200m	1000m	800m	600m	400m	200m
Section Times	1:24.10 [4] (0:14.10)	1:10.00 [11] (0:11.35)	0:58.65 [13] (0:11.56)	0:47.09 [13] (0:11.91)	0:35.18 [13] (0:11.53)	0:23.65 [12] (0:11.24)	0:12.41 [10] (0:12.41)
Average Speed [km/h]	51.3	63.5	62.9	60.4	63.1	64.1	57.8
Top Speed [km/h]	64.9	64.3	64.6	61.8	64.5	65.5	61.6
Avg. Dist. to Rail [m]	3.9	3.6	1.8	0.3	1.9	10.1	14.4
Avg. Stride Freq. [Hz]	2.3	2.4	2.5	2.4	2.5	2.5	2.4
Avg. Stride Length [m]	6.3	7.2	7.0	7.0	7.1	7.2	6.8



- [] Ranking at each section and finish
- .-.- No data available at this section
- NA No data available



Horse/Jockey Name	Set To Shine
Final Rank	5
Fastest Section Time (Section)	0:10.94 (1200m)
Top Speed [km/h] (Section)	66.7 (1200m)
Race State	Finished



Eagle Farm QLD Professional
Race 10: LADBROKES MATES MODE POTS BENCHMARK 78
Handicap - 1400m

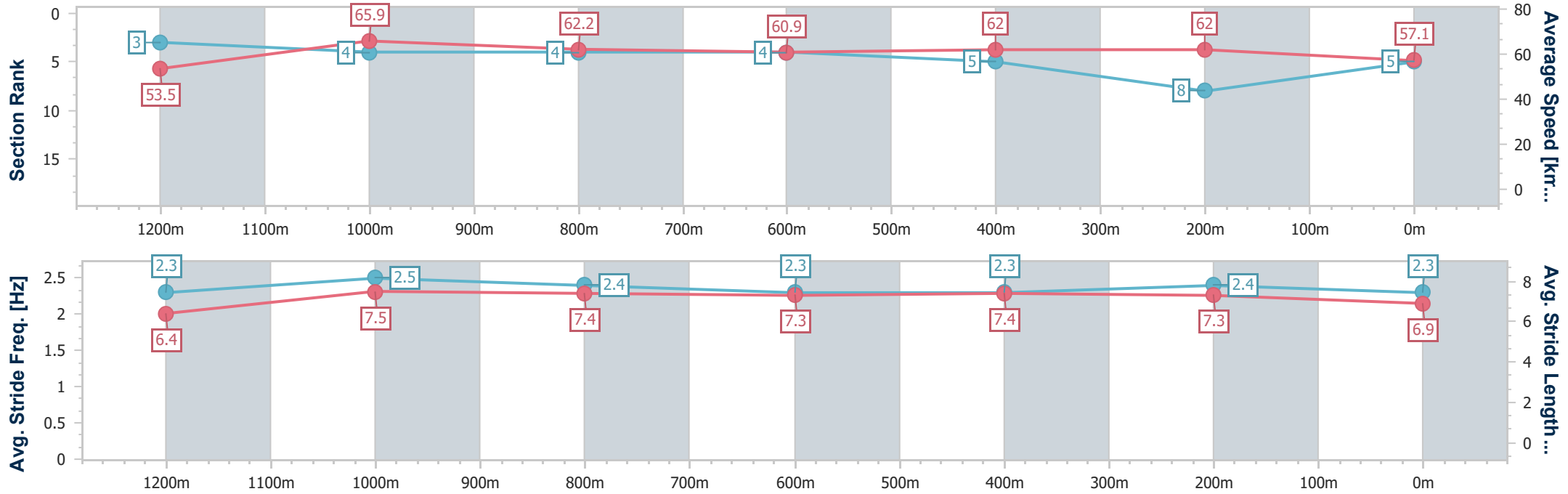
15 February 2025 - 17:50

Track Rating: Soft 6, Weather: Overcast, Rail Position: +0.5m Entire



BRISBANE
RACING CLUB

Section	Overall	1200m	1000m	800m	600m	400m	200m
Section Times	1:24.14 [5] (0:13.50)	1:10.64 [3] (0:10.94)	0:59.70 [4] (0:11.72)	0:47.98 [4] (0:11.88)	0:36.10 [4] (0:11.86)	0:24.24 [5] (0:11.63)	0:12.61 [8] (0:12.61)
Average Speed [km/h]	53.5	65.9	62.2	60.9	62.0	62.0	57.1
Top Speed [km/h]	66.2	66.7	65.2	63.2	64.0	64.6	59.0
Avg. Dist. to Rail [m]	6.4	2.8	1.9	1.3	4.6	11.6	11.4
Avg. Stride Freq. [Hz]	2.3	2.5	2.4	2.3	2.3	2.4	2.3
Avg. Stride Length [m]	6.4	7.5	7.4	7.3	7.4	7.3	6.9



- [] Ranking at each section and finish
- .-.- No data available at this section
- NA No data available



Horse/Jockey Name	Art By Concorde
Final Rank	6
Fastest Section Time (Section)	0:11.03 (1200m)
Top Speed [km/h] (Section)	66.8 (1200m)
Race State	Finished

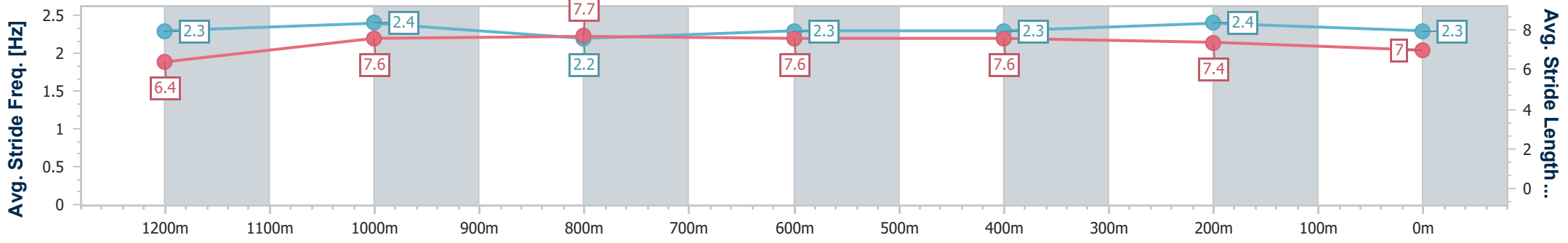
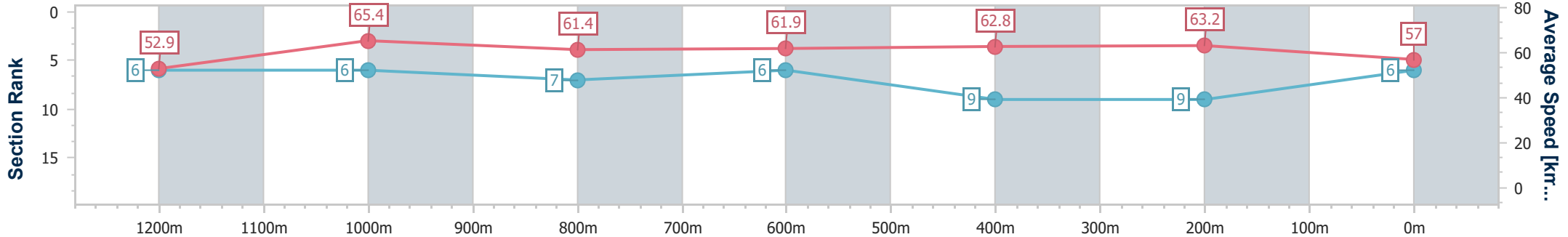


Eagle Farm QLD Professional
 Race 10: LADBROKES MATES MODE POTS BENCHMARK 78
 Handicap - 1400m
 15 February 2025 - 17:50
 Track Rating: Soft 6, Weather: Overcast, Rail Position: +0.5m Entire



BRISBANE
 RACING CLUB

Section	Overall	1200m	1000m	800m	600m	400m	200m
Section Times	1:24.21 [6] (0:13.65)	1:10.56 [6] (0:11.03)	0:59.53 [6] (0:11.88)	0:47.65 [7] (0:11.76)	0:35.89 [6] (0:11.85)	0:24.04 [9] (0:11.40)	0:12.64 [9] (0:12.64)
Average Speed [km/h]	52.9	65.4	61.4	61.9	62.8	63.2	57.0
Top Speed [km/h]	64.9	66.8	64.8	63.1	65.1	65.2	61.2
Avg. Dist. to Rail [m]	5.8	3.7	2.9	2.0	6.7	15.4	16.6
Avg. Stride Freq. [Hz]	2.3	2.4	2.2	2.3	2.3	2.4	2.3
Avg. Stride Length [m]	6.4	7.6	7.7	7.6	7.6	7.4	7.0



- [] Ranking at each section and finish
- .-.- No data available at this section
- NA No data available



Horse/Jockey Name	Prime Asset
Final Rank	7
Fastest Section Time (Section)	0:10.62 (1200m)
Top Speed [km/h] (Section)	69.5 (1200m)
Race State	Finished



Eagle Farm QLD Professional
 Race 10: LADBROKES MATES MODE POTS BENCHMARK 78
 Handicap - 1400m

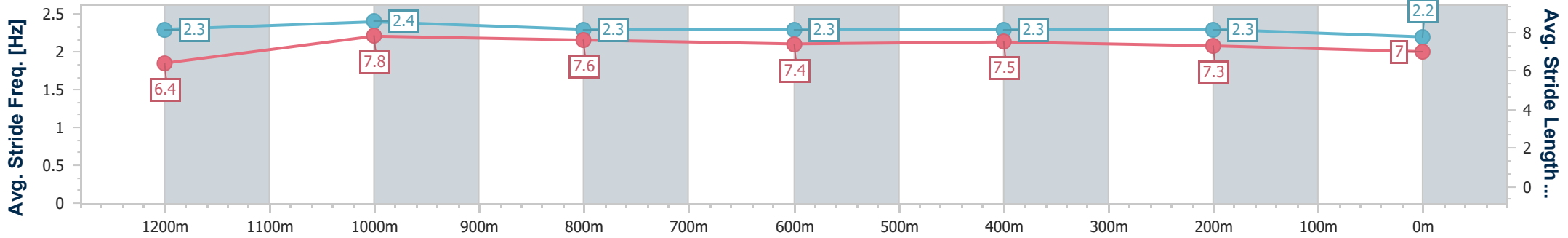
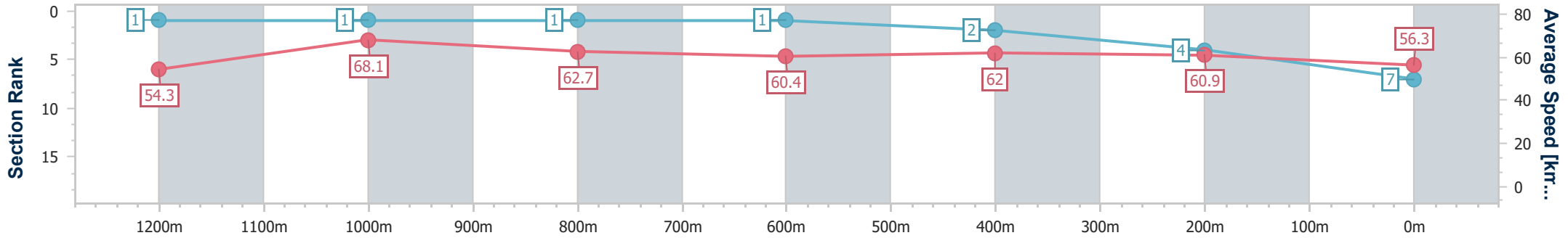


BRISBANE
 RACING CLUB

15 February 2025 - 17:50

Track Rating: Soft 6, Weather: Overcast, Rail Position: +0.5m Entire

Section	Overall	1200m	1000m	800m	600m	400m	200m
Section Times	1:24.24 [7] (0:13.39)	1:10.85 [1] (0:10.62)	1:00.23 [1] (0:11.67)	0:48.56 [1] (0:12.07)	0:36.49 [1] (0:11.88)	0:24.61 [2] (0:11.81)	0:12.80 [4] (0:12.80)
Average Speed [km/h]	54.3	68.1	62.7	60.4	62.0	60.9	56.3
Top Speed [km/h]	68.9	69.5	65.2	61.7	62.7	62.7	58.6
Avg. Dist. to Rail [m]	11.7	6.9	3.8	2.5	4.8	11.5	11.6
Avg. Stride Freq. [Hz]	2.3	2.4	2.3	2.3	2.3	2.3	2.2
Avg. Stride Length [m]	6.4	7.8	7.6	7.4	7.5	7.3	7.0



- [] Ranking at each section and finish
- .-.-.- No data available at this section
- NA No data available



Horse/Jockey Name	Centrestone
Final Rank	8
Fastest Section Time (Section)	0:10.65 (1200m)
Top Speed [km/h] (Section)	69.6 (1200m)
Race State	Finished



Eagle Farm QLD Professional
 Race 10: LADBROKES MATES MODE POTS BENCHMARK 78
 Handicap - 1400m

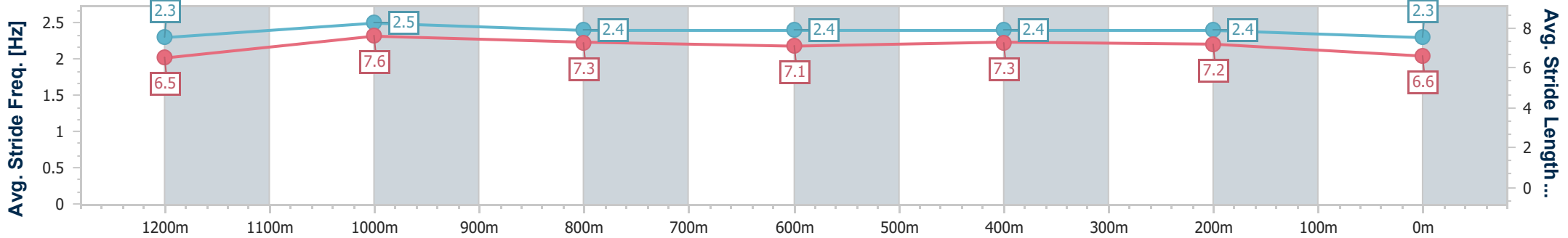
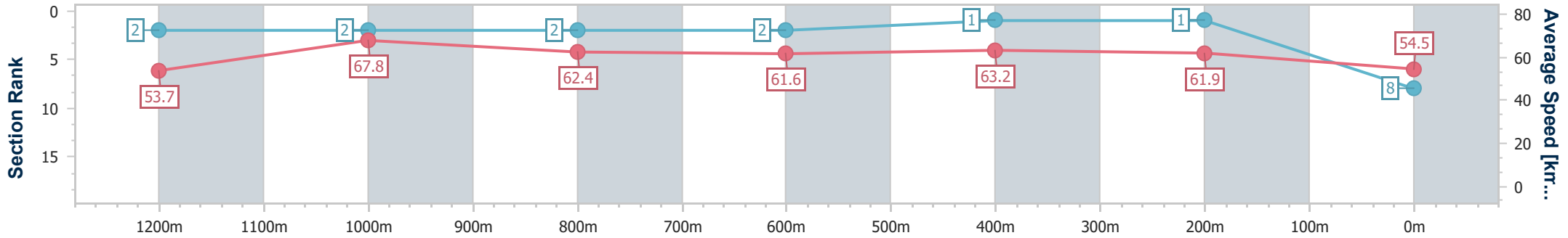


BRISBANE
 RACING CLUB

15 February 2025 - 17:50

Track Rating: Soft 6, Weather: Overcast, Rail Position: +0.5m Entire

Section	Overall	1200m	1000m	800m	600m	400m	200m
Section Times	1:24.34 [8] (0:13.47)	1:10.87 [2] (0:10.65)	1:00.22 [2] (0:11.80)	0:48.42 [2] (0:11.86)	0:36.56 [2] (0:11.69)	0:24.87 [1] (0:11.59)	0:13.28 [1] (0:13.28)
Average Speed [km/h]	53.7	67.8	62.4	61.6	63.2	61.9	54.5
Top Speed [km/h]	68.6	69.6	63.9	62.7	64.0	63.9	58.9
Avg. Dist. to Rail [m]	10.4	7.7	3.9	3.0	5.0	10.7	10.2
Avg. Stride Freq. [Hz]	2.3	2.5	2.4	2.4	2.4	2.4	2.3
Avg. Stride Length [m]	6.5	7.6	7.3	7.1	7.3	7.2	6.6



- [] Ranking at each section and finish
- .-.- No data available at this section
- NA No data available



Horse/Jockey Name	Light Of Boom
Final Rank	9
Fastest Section Time (Section)	0:10.70 (1200m)
Top Speed [km/h] (Section)	69.1 (1200m)
Race State	Finished



Eagle Farm QLD Professional
Race 10: LADBROKES MATES MODE POTS BENCHMARK 78
Handicap - 1400m

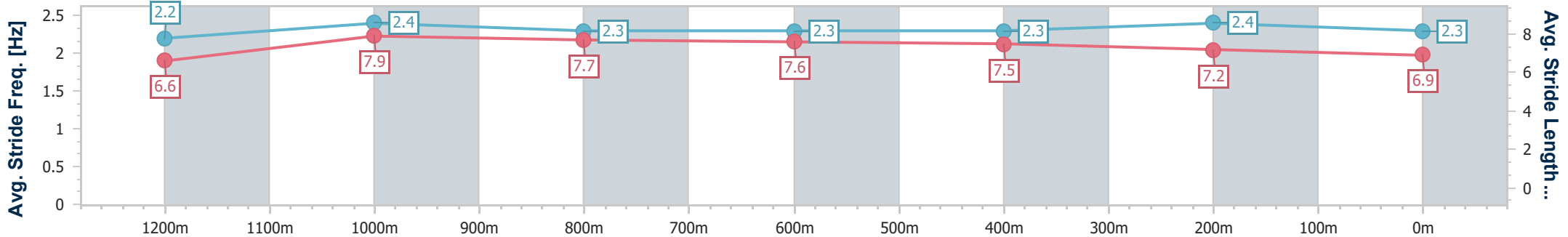
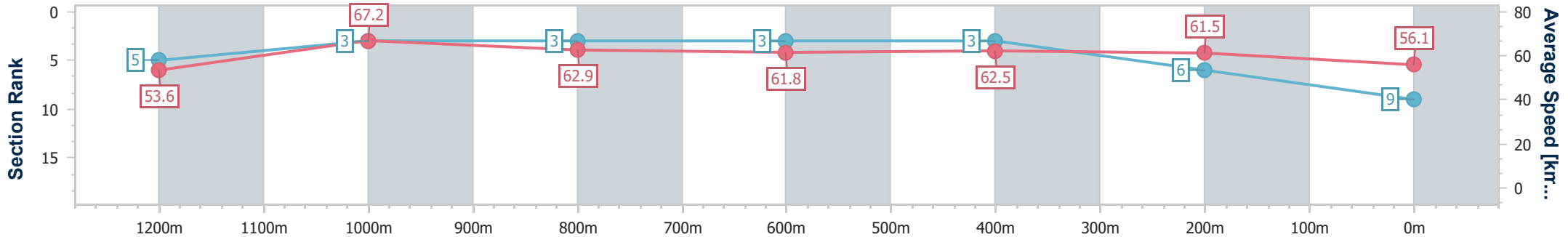
15 February 2025 - 17:50

Track Rating: Soft 6, Weather: Overcast, Rail Position: +0.5m Entire



BRISBANE
RACING CLUB

Section	Overall	1200m	1000m	800m	600m	400m	200m
Section Times	1:24.36 [9] (0:13.56)	1:10.80 [5] (0:10.70)	1:00.10 [3] (0:11.71)	0:48.39 [3] (0:11.88)	0:36.51 [3] (0:11.95)	0:24.56 [3] (0:11.69)	0:12.87 [6] (0:12.87)
Average Speed [km/h]	53.6	67.2	62.9	61.8	62.5	61.5	56.1
Top Speed [km/h]	67.2	69.1	64.7	62.8	64.6	63.5	60.0
Avg. Dist. to Rail [m]	9.2	6.0	4.1	4.4	7.2	13.4	12.9
Avg. Stride Freq. [Hz]	2.2	2.4	2.3	2.3	2.3	2.4	2.3
Avg. Stride Length [m]	6.6	7.9	7.7	7.6	7.5	7.2	6.9



- [] Ranking at each section and finish
- .-.- No data available at this section
- NA No data available



Horse/Jockey Name	Field Of Myrtle
Final Rank	10
Fastest Section Time (Section)	0:10.93 (1200m)
Top Speed [km/h] (Section)	67.0 (1200m)
Race State	Finished



Eagle Farm QLD Professional
 Race 10: LADBROKES MATES MODE POTS BENCHMARK 78
 Handicap - 1400m

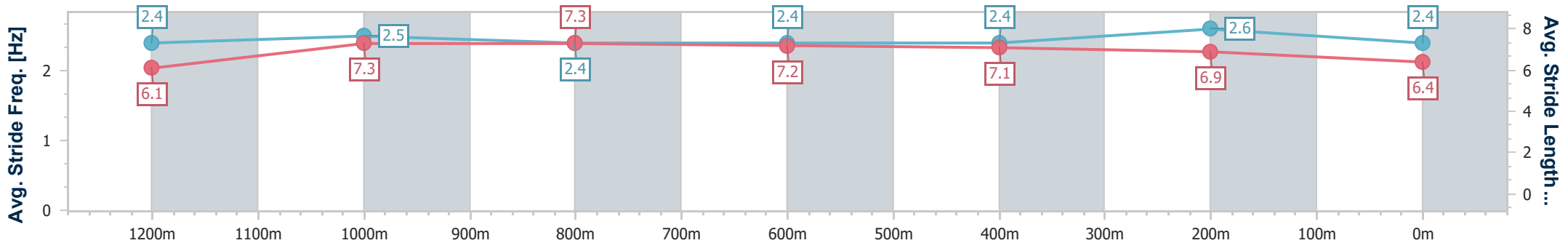
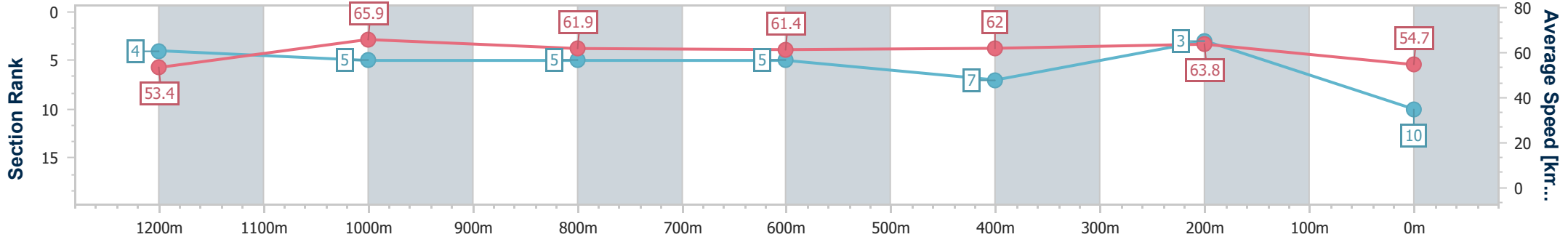


BRISBANE
 RACING CLUB

15 February 2025 - 17:50

Track Rating: Soft 6, Weather: Overcast, Rail Position: +0.5m Entire

Section	Overall	1200m	1000m	800m	600m	400m	200m
Section Times	1:24.55 [10] (0:13.55)	1:11.00 [4] (0:10.93)	1:00.07 [5] (0:11.80)	0:48.27 [5] (0:11.83)	0:36.44 [5] (0:11.97)	0:24.47 [7] (0:11.32)	0:13.15 [3] (0:13.15)
Average Speed [km/h]	53.4	65.9	61.9	61.4	62.0	63.8	54.7
Top Speed [km/h]	66.5	67.0	63.9	62.9	64.6	65.9	59.6
Avg. Dist. to Rail [m]	7.8	4.4	2.6	1.9	6.2	15.1	15.0
Avg. Stride Freq. [Hz]	2.4	2.5	2.4	2.4	2.4	2.6	2.4
Avg. Stride Length [m]	6.1	7.3	7.3	7.2	7.1	6.9	6.4



- [] Ranking at each section and finish
- .-.- No data available at this section
- NA No data available



Horse/Jockey Name	Ivan's Hero
Final Rank	11
Fastest Section Time (Section)	0:11.29 (1200m)
Top Speed [km/h] (Section)	64.8 (1200m)
Race State	Finished

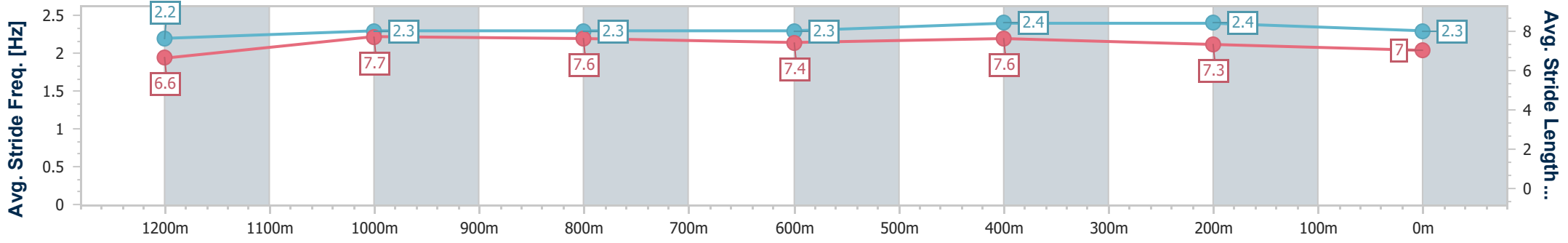
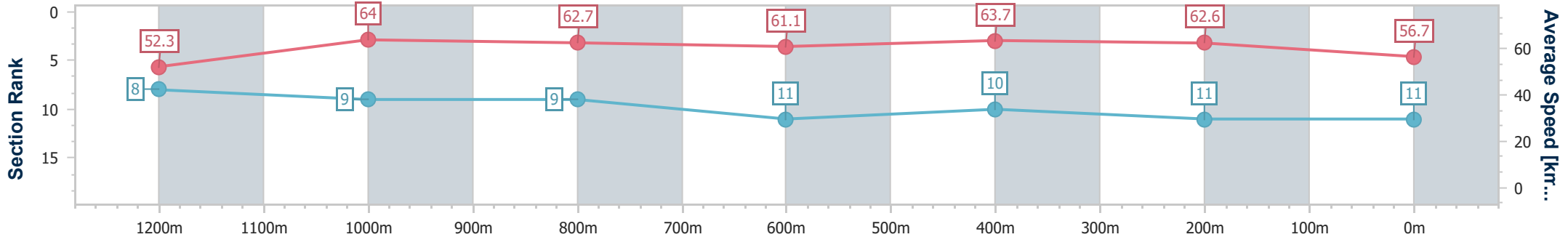


Eagle Farm QLD Professional
 Race 10: LADBROKES MATES MODE POTS BENCHMARK 78
 Handicap - 1400m
 15 February 2025 - 17:50
 Track Rating: Soft 6, Weather: Overcast, Rail Position: +0.5m Entire



BRISBANE
 RACING CLUB

Section	Overall	1200m	1000m	800m	600m	400m	200m
Section Times	1:24.58 [11] (0:13.82)	1:10.76 [8] (0:11.29)	0:59.47 [9] (0:11.68)	0:47.79 [9] (0:11.93)	0:35.86 [11] (0:11.65)	0:24.21 [10] (0:11.48)	0:12.73 [11] (0:12.73)
Average Speed [km/h]	52.3	64.0	62.7	61.1	63.7	62.6	56.7
Top Speed [km/h]	63.5	64.8	63.8	62.4	64.7	64.4	61.4
Avg. Dist. to Rail [m]	6.2	4.5	3.5	3.1	6.2	16.5	18.4
Avg. Stride Freq. [Hz]	2.2	2.3	2.3	2.3	2.4	2.4	2.3
Avg. Stride Length [m]	6.6	7.7	7.6	7.4	7.6	7.3	7.0



- [] Ranking at each section and finish
- .-.- No data available at this section
- NA No data available



Horse/Jockey Name	Selling Sunset
Final Rank	12
Fastest Section Time (Section)	0:11.19 (1200m)
Top Speed [km/h] (Section)	65.8 (1200m)
Race State	Finished



Eagle Farm QLD Professional
Race 10: LADBROKES MATES MODE POTS BENCHMARK 78
Handicap - 1400m

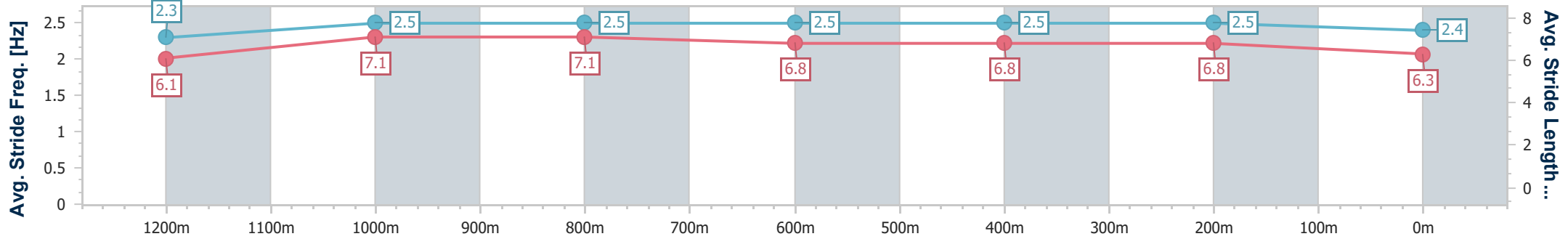
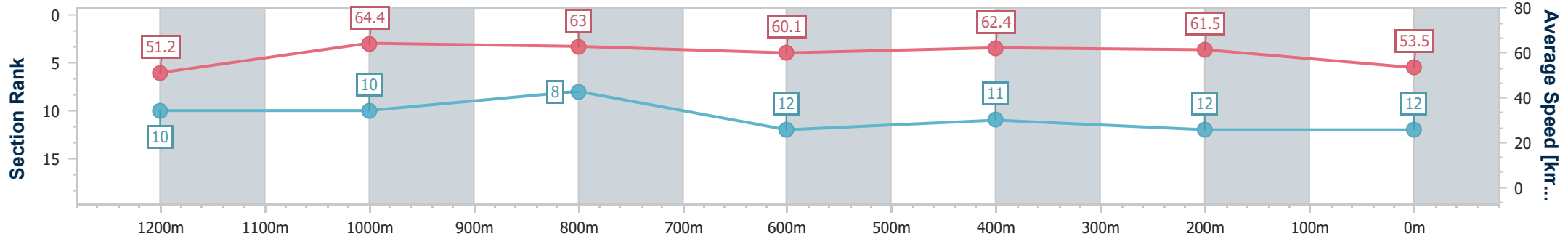


BRISBANE
RACING CLUB

15 February 2025 - 17:50

Track Rating: Soft 6, Weather: Overcast, Rail Position: +0.5m Entire

Section	Overall	1200m	1000m	800m	600m	400m	200m
Section Times	1:25.54 [12] (0:14.09)	1:11.45 [10] (0:11.19)	1:00.26 [10] (0:11.50)	0:48.76 [8] (0:11.98)	0:36.78 [12] (0:11.61)	0:25.17 [11] (0:11.71)	0:13.46 [12] (0:13.46)
Average Speed [km/h]	51.2	64.4	63.0	60.1	62.4	61.5	53.5
Top Speed [km/h]	64.8	65.8	63.9	62.5	64.2	64.3	57.9
Avg. Dist. to Rail [m]	2.5	2.6	1.1	1.4	0.9	6.6	9.0
Avg. Stride Freq. [Hz]	2.3	2.5	2.5	2.5	2.5	2.5	2.4
Avg. Stride Length [m]	6.1	7.1	7.1	6.8	6.8	6.8	6.3



- [] Ranking at each section and finish
- .-.- No data available at this section
- NA No data available



Horse/Jockey Name	Billionair Baby
Final Rank	13
Fastest Section Time (Section)	0:10.98 (1200m)
Top Speed [km/h] (Section)	66.8 (1200m)
Race State	Finished



Eagle Farm QLD Professional
Race 10: LADBROKES MATES MODE POTS BENCHMARK 78
Handicap - 1400m

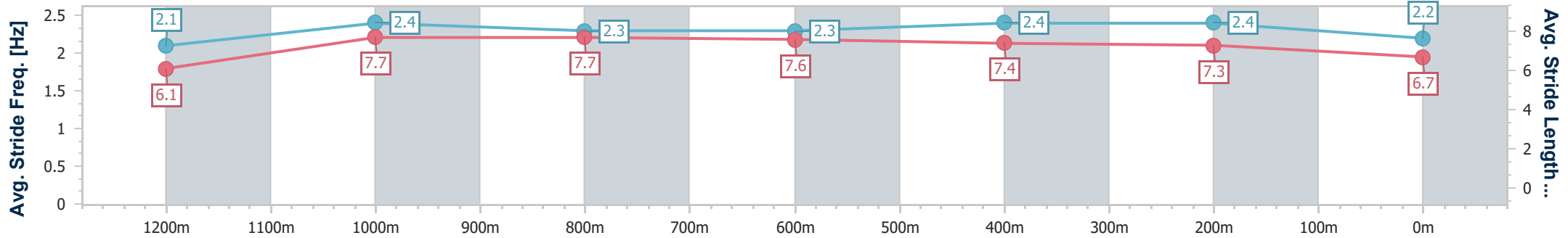
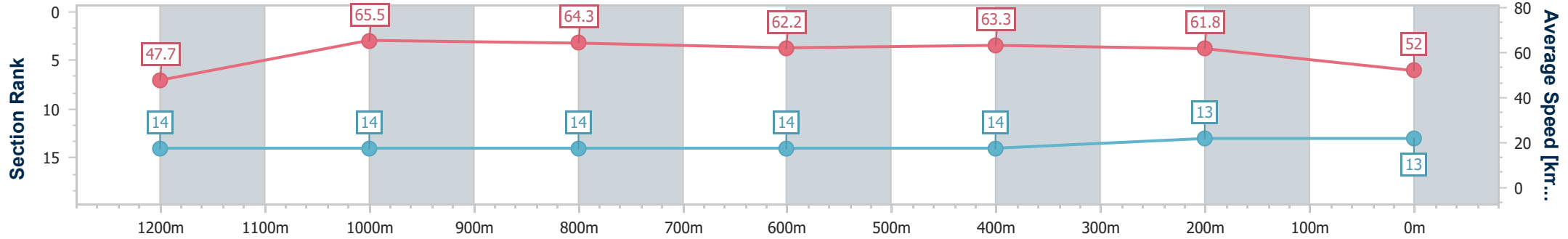
15 February 2025 - 17:50

Track Rating: Soft 6, Weather: Overcast, Rail Position: +0.5m Entire



BRISBANE
RACING CLUB

Section	Overall	1200m	1000m	800m	600m	400m	200m
Section Times	1:26.08 [13] (0:15.15)	1:10.93 [14] (0:10.98)	0:59.95 [14] (0:11.18)	0:48.77 [14] (0:11.62)	0:37.15 [14] (0:11.65)	0:25.50 [14] (0:11.65)	0:13.85 [13] (0:13.85)
Average Speed [km/h]	47.7	65.5	64.3	62.2	63.3	61.8	52.0
Top Speed [km/h]	64.4	66.8	65.8	64.3	64.4	64.0	58.9
Avg. Dist. to Rail [m]	2.5	2.0	0.8	1.2	4.8	10.8	11.3
Avg. Stride Freq. [Hz]	2.1	2.4	2.3	2.3	2.4	2.4	2.2
Avg. Stride Length [m]	6.1	7.7	7.7	7.6	7.4	7.3	6.7



- [] Ranking at each section and finish
- .-.- No data available at this section
- NA No data available



Horse/Jockey Name	Givara
Final Rank	14
Fastest Section Time (Section)	0:11.09 (1200m)
Top Speed [km/h] (Section)	66.0 (1200m)
Race State	Finished



Eagle Farm QLD Professional
 Race 10: LADBROKES MATES MODE POTS BENCHMARK 78
 Handicap - 1400m

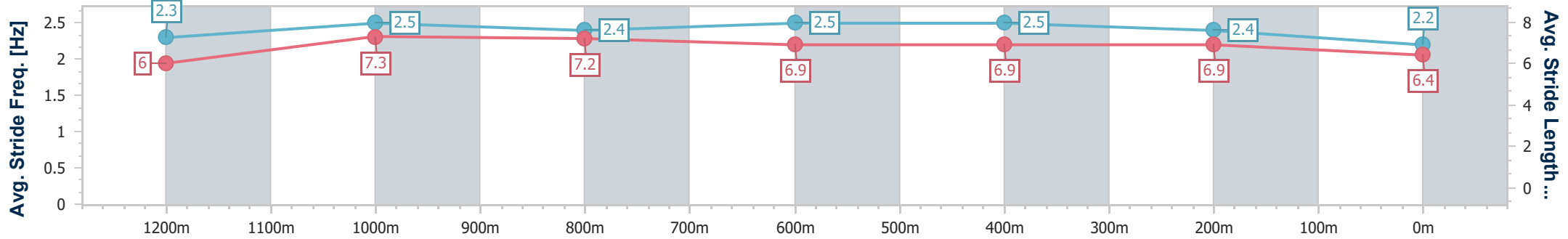
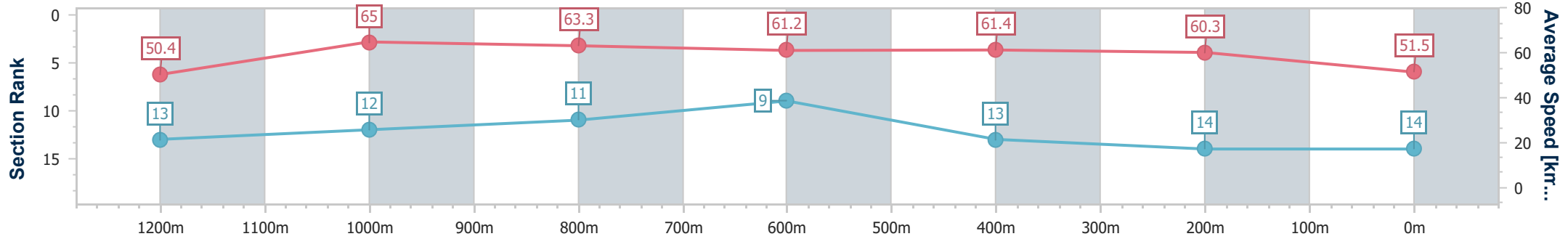


BRISBANE
 RACING CLUB

15 February 2025 - 17:50

Track Rating: Soft 6, Weather: Overcast, Rail Position: +0.5m Entire

Section	Overall	1200m	1000m	800m	600m	400m	200m
Section Times	1:26.38 [14] (0:14.29)	1:12.09 [13] (0:11.09)	1:01.00 [12] (0:11.47)	0:49.53 [11] (0:11.86)	0:37.67 [9] (0:11.77)	0:25.90 [13] (0:11.94)	0:13.96 [14] (0:13.96)
Average Speed [km/h]	50.4	65.0	63.3	61.2	61.4	60.3	51.5
Top Speed [km/h]	65.6	66.0	65.0	62.7	62.3	61.6	58.9
Avg. Dist. to Rail [m]	3.7	2.5	1.1	1.6	1.3	6.1	6.9
Avg. Stride Freq. [Hz]	2.3	2.5	2.4	2.5	2.5	2.4	2.2
Avg. Stride Length [m]	6.0	7.3	7.2	6.9	6.9	6.9	6.4



- [] Ranking at each section and finish
- .-.- No data available at this section
- NA No data available