



# Toowoomba QLD Professional

## Race 2: FLAIR BUILT HOMES QTIS Two-Year-Old Maiden Plate - 1000m

16 February 2025 - 12:23



Track Rating: Good 4 , Weather: Fine , Rail Position: +2m Entire

Section		Overall	800m	600m	400m	200m	Last 600m					
Field Times		1:00.61 (0:13.94)	0:46.67 (0:11.31)	0:35.36 (0:11.31)	0:24.05 (0:12.06)	0:11.99 (0:11.99)	0:35.36					
Rank	TAB Horse/Jockey	Barrier	Top Speed [km/h]	Fastest Section	Margin					Distance Travelled [m]		
1	8 PINK VIXEN Georgina Cartwright	8	65.7 600m	0:11.18 600m	1:00.61 [1] (0:14.59)	0:46.02 [7] (0:11.26)	0:34.76 [7] (0:11.18)	0:23.58 [5] (0:11.59)	0:11.99 [1] (0:11.99)	1:00.61	0:34.76	
2	9 SWEET HESITATION Bailey Wheeler	3	68.1 800m	0:11.16 800m	1:01.12 [2] (0:14.09)	0:47.03 [3] (0:11.16)	0:35.87 [1] (0:11.31)	0:24.56 [1] (0:12.10)	0:12.46 [2] (0:12.46)	2.8L	0:35.87	+3
3	3 NASIRON Nozi Tomizawa	5	67.6 Overall	0:11.28 800m	1:01.77 [3] (0:14.26)	0:47.51 [4] (0:11.28)	0:36.23 [4] (0:11.37)	0:24.86 [4] (0:12.25)	0:12.61 [4] (0:12.61)	6.6L	0:36.23	+5
4	1 MHASAHN Justin Stanley	6	66.4 800m	0:11.40 600m	1:02.17 [4] (0:13.94)	0:48.23 [1] (0:11.47)	0:36.76 [3] (0:11.40)	0:25.36 [3] (0:12.18)	0:13.18 [3] (0:13.18)	8.9L	0:36.76	+0
5	6 KVAS Nathan Evans	7	66.9 600m	0:11.34 600m	1:02.88 [5] (0:13.96)	0:48.92 [2] (0:11.45)	0:37.47 [2] (0:11.34)	0:26.13 [2] (0:12.74)	0:13.39 [5] (0:13.39)	12.9L	0:37.47	-4
6	2 MISHANI IMPACT Les Tilley	1	65.9 Overall	0:11.41 800m	1:02.97 [6] (0:14.36)	0:48.61 [5] (0:11.41)	0:37.20 [6] (0:11.63)	0:25.57 [6] (0:12.53)	0:13.04 [6] (0:13.04)	13.4L	0:37.20	-6
7	4 UP OVER'N GONE Kenji Yoshida	2	66.6 Overall	0:11.36 800m	1:03.63 [7] (0:14.37)	0:49.26 [6] (0:11.36)	0:37.90 [5] (0:11.89)	0:26.01 [7] (0:12.72)	0:13.29 [7] (0:13.29)	17.2L	0:37.90	+1

Scratched: Braidwood Rose (#5), Making News (#7)

[ ] Ranking at each section and finish  
 -:-:- No data available at this section  
 NA No data available

SCN Saddle cloth number  
 DNF Did not finish  
 DNT Did not track



Horse/Jockey Name	Pink Vixen
Final Rank	1
Fastest Section Time (Section)	0:11.18 (600m)
Top Speed [km/h] (Section)	65.7 (600m)
Race State	Finished



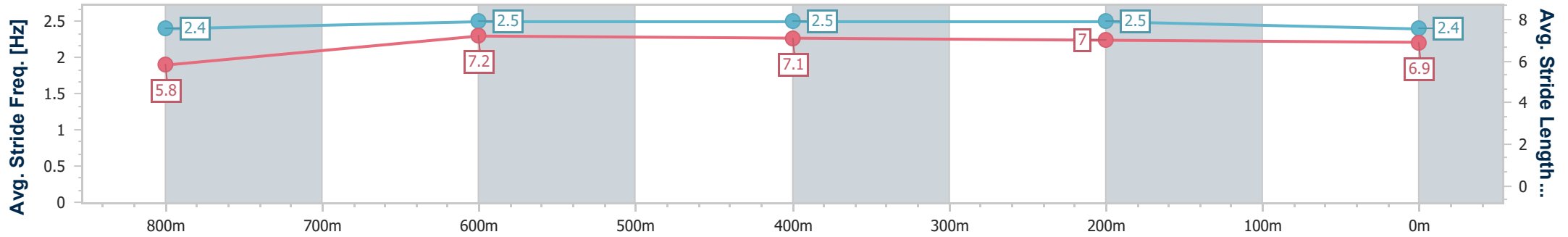
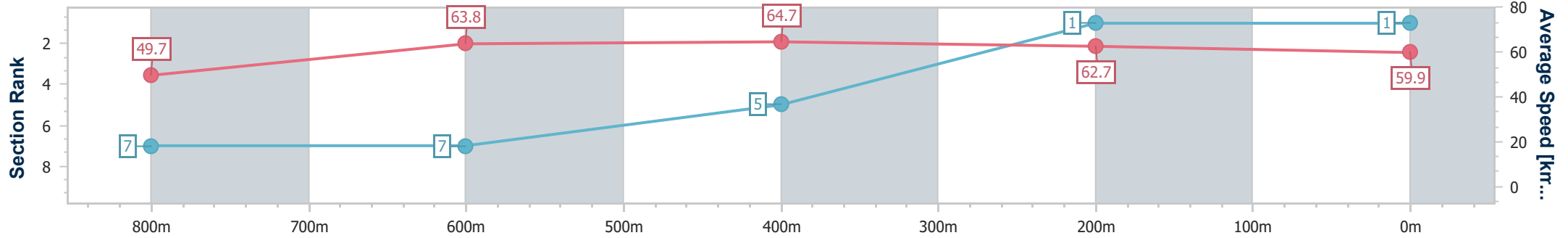
Toowoomba QLD Professional  
Race 2: FLAIR BUILT HOMES QTIS Two-Year-Old Maiden Plate  
- 1000m



16 February 2025 - 12:23

Track Rating: Good 4 , Weather: Fine , Rail Position: +2m Entire

Section	Overall	800m	600m	400m	200m
Section Times	1:00.61 [1] (0:14.59)	0:46.02 [7] (0:11.26)	0:34.76 [7] (0:11.18)	0:23.58 [5] (0:11.59)	0:11.99 [1] (0:11.99)
Average Speed [km/h]	49.7	63.8	64.7	62.7	59.9
Top Speed [km/h]	65.4	65.7	65.7	63.5	62.5
Avg. Dist. to Rail [m]	2.7	0.3	0.4	2.6	2.1
Avg. Stride Freq. [Hz]	2.4	2.5	2.5	2.5	2.4
Avg. Stride Length [m]	5.8	7.2	7.1	7.0	6.9



- [ ] Ranking at each section and finish
- .-.- No data available at this section
- NA No data available



Horse/Jockey Name	Sweet Hesitation
Final Rank	2
Fastest Section Time (Section)	0:11.16 (800m)
Top Speed [km/h] (Section)	68.1 (800m)
Race State	Finished



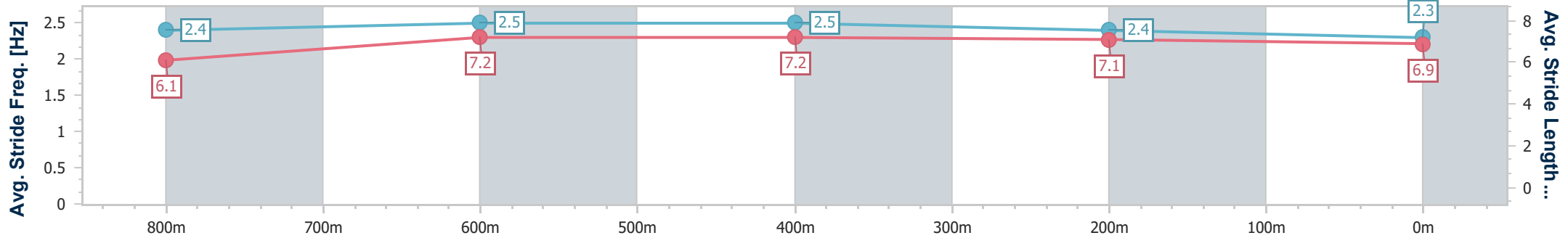
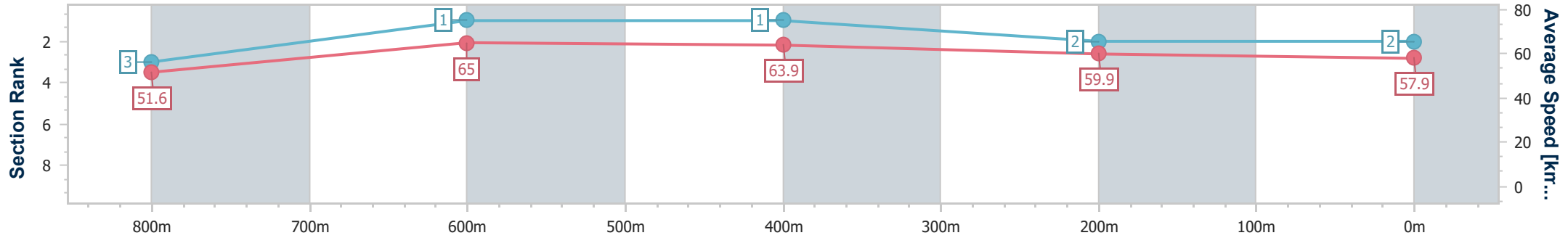
Toowoomba QLD Professional  
 Race 2: FLAIR BUILT HOMES QTIS Two-Year-Old Maiden Plate  
 - 1000m



16 February 2025 - 12:23

Track Rating: Good 4 , Weather: Fine , Rail Position: +2m Entire

Section	Overall	800m	600m	400m	200m
Section Times	1:01.12 [2] (0:14.09)	0:47.03 [3] (0:11.16)	0:35.87 [1] (0:11.31)	0:24.56 [1] (0:12.10)	0:12.46 [2] (0:12.46)
Average Speed [km/h]	51.6	65.0	63.9	59.9	57.9
Top Speed [km/h]	67.2	68.1	67.9	61.1	59.4
Avg. Dist. to Rail [m]	2.2	1.9	1.4	1.9	1.4
Avg. Stride Freq. [Hz]	2.4	2.5	2.5	2.4	2.3
Avg. Stride Length [m]	6.1	7.2	7.2	7.1	6.9



- [ ] Ranking at each section and finish
- .-.- No data available at this section
- NA No data available



Horse/Jockey Name	Nasiron
Final Rank	3
Fastest Section Time (Section)	0:11.28 (800m)
Top Speed [km/h] (Section)	67.6 (Overall)
Race State	Finished



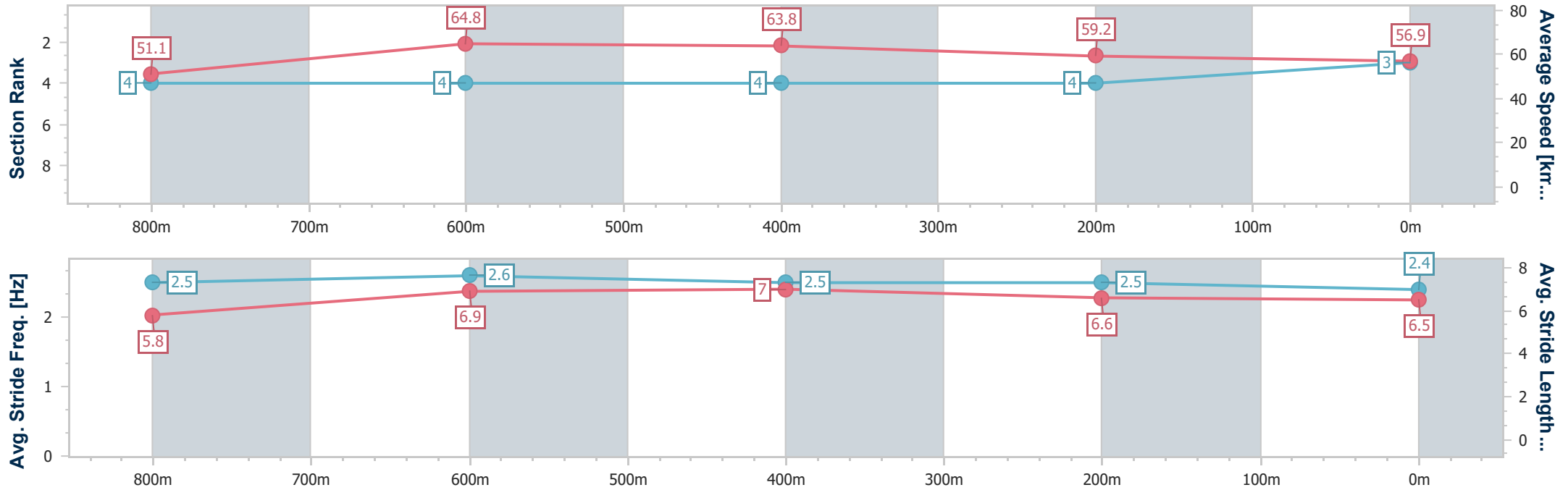
Toowoomba QLD Professional  
 Race 2: FLAIR BUILT HOMES QTIS Two-Year-Old Maiden Plate  
 - 1000m



16 February 2025 - 12:23

Track Rating: Good 4 , Weather: Fine , Rail Position: +2m Entire

Section	Overall	800m	600m	400m	200m
Section Times	1:01.77 [3] (0:14.26)	0:47.51 [4] (0:11.28)	0:36.23 [4] (0:11.37)	0:24.86 [4] (0:12.25)	0:12.61 [4] (0:12.61)
Average Speed [km/h]	51.1	64.8	63.8	59.2	56.9
Top Speed [km/h]	67.6	67.1	65.9	61.0	59.3
Avg. Dist. to Rail [m]	5.4	3.8	1.2	1.5	0.9
Avg. Stride Freq. [Hz]	2.5	2.6	2.5	2.5	2.4
Avg. Stride Length [m]	5.8	6.9	7.0	6.6	6.5



- [ ] Ranking at each section and finish
- .-.- No data available at this section
- NA No data available



Horse/Jockey Name	Mhasahn
Final Rank	4
Fastest Section Time (Section)	0:11.40 (600m)
Top Speed [km/h] (Section)	66.4 (800m)
Race State	Finished



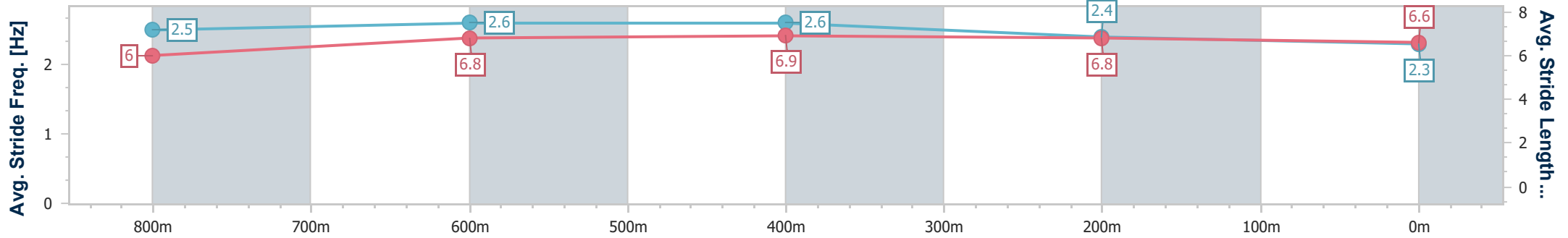
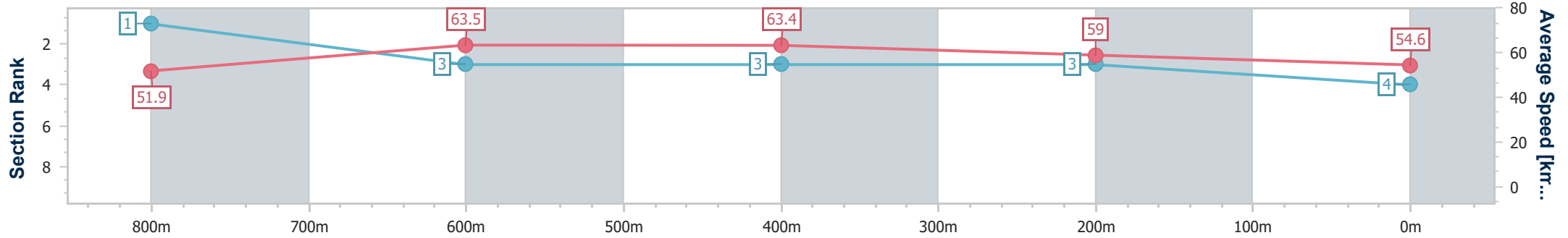
Toowoomba QLD Professional  
Race 2: FLAIR BUILT HOMES QTIS Two-Year-Old Maiden Plate  
- 1000m



16 February 2025 - 12:23

Track Rating: Good 4 , Weather: Fine , Rail Position: +2m Entire

Section	Overall	800m	600m	400m	200m
Section Times	1:02.17 [4] (0:13.94)	0:48.23 [1] (0:11.47)	0:36.76 [3] (0:11.40)	0:25.36 [3] (0:12.18)	0:13.18 [3] (0:13.18)
Average Speed [km/h]	51.9	63.5	63.4	59.0	54.6
Top Speed [km/h]	63.8	66.4	66.3	60.6	57.0
Avg. Dist. to Rail [m]	2.7	2.4	0.9	0.4	0.3
Avg. Stride Freq. [Hz]	2.5	2.6	2.6	2.4	2.3
Avg. Stride Length [m]	6.0	6.8	6.9	6.8	6.6



- [ ] Ranking at each section and finish
- .-.- No data available at this section
- NA No data available



Horse/Jockey Name	Kvas
Final Rank	5
Fastest Section Time (Section)	0:11.34 (600m)
Top Speed [km/h] (Section)	66.9 (600m)
Race State	Finished



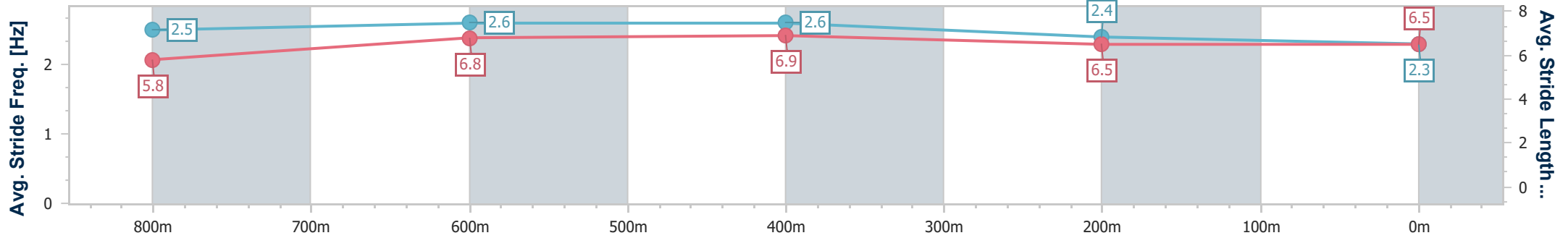
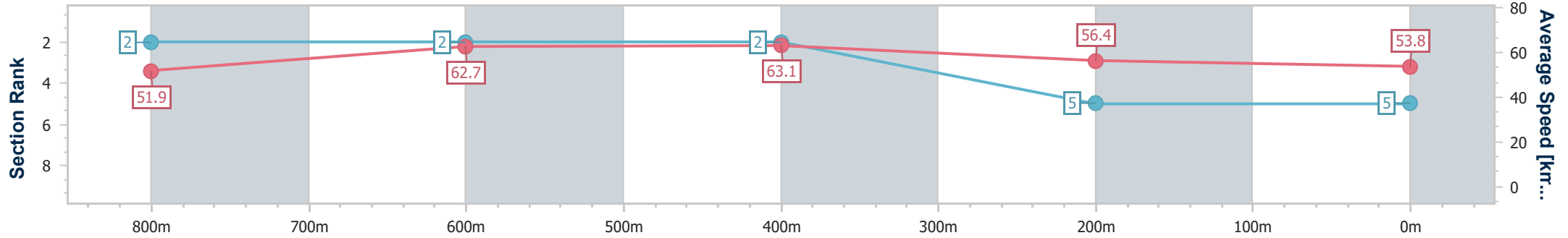
Toowoomba QLD Professional  
Race 2: FLAIR BUILT HOMES QTIS Two-Year-Old Maiden Plate  
- 1000m



16 February 2025 - 12:23

Track Rating: Good 4 , Weather: Fine , Rail Position: +2m Entire

Section	Overall	800m	600m	400m	200m
Section Times	1:02.88 [5] (0:13.96)	0:48.92 [2] (0:11.45)	0:37.47 [2] (0:11.34)	0:26.13 [2] (0:12.74)	0:13.39 [5] (0:13.39)
Average Speed [km/h]	51.9	62.7	63.1	56.4	53.8
Top Speed [km/h]	66.3	66.8	66.9	57.9	56.6
Avg. Dist. to Rail [m]	3.6	0.5	1.0	0.9	0.7
Avg. Stride Freq. [Hz]	2.5	2.6	2.6	2.4	2.3
Avg. Stride Length [m]	5.8	6.8	6.9	6.5	6.5



- [ ] Ranking at each section and finish
- .-.- No data available at this section
- NA No data available



Horse/Jockey Name	Mishani Impact
Final Rank	6
Fastest Section Time (Section)	0:11.41 (800m)
Top Speed [km/h] (Section)	65.9 (Overall)
Race State	Finished



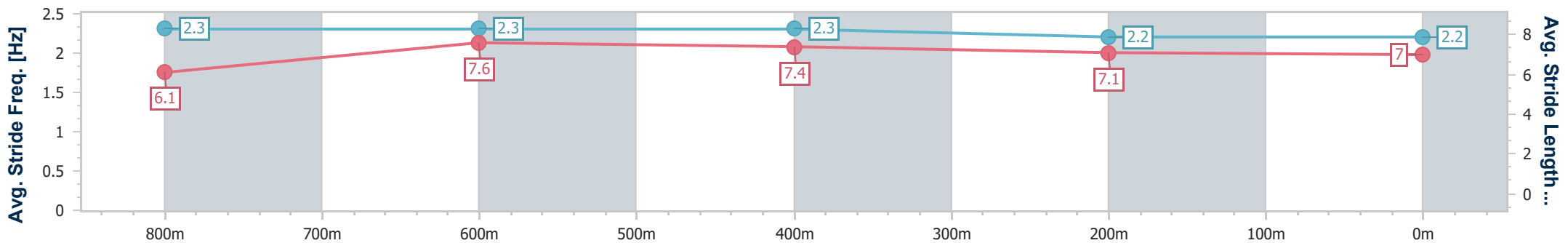
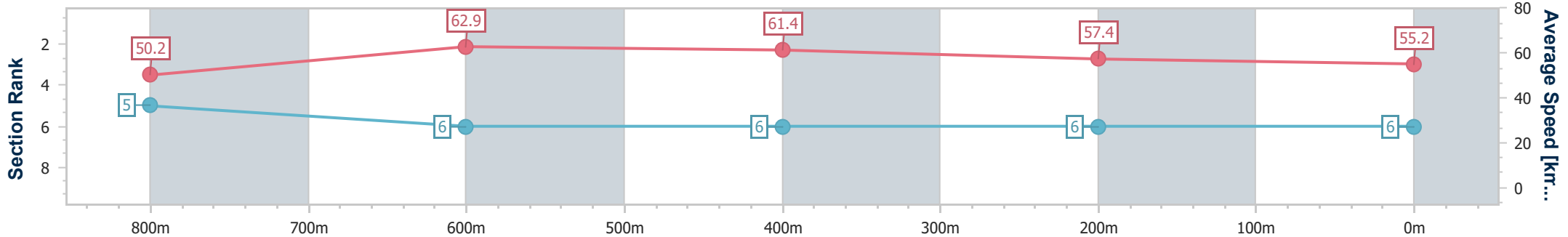
Toowoomba QLD Professional  
 Race 2: FLAIR BUILT HOMES QTIS Two-Year-Old Maiden Plate  
 - 1000m



16 February 2025 - 12:23

Track Rating: Good 4 , Weather: Fine , Rail Position: +2m Entire

Section	Overall	800m	600m	400m	200m
Section Times	1:02.97 [6] (0:14.36)	0:48.61 [5] (0:11.41)	0:37.20 [6] (0:11.63)	0:25.57 [6] (0:12.53)	0:13.04 [6] (0:13.04)
Average Speed [km/h]	50.2	62.9	61.4	57.4	55.2
Top Speed [km/h]	65.9	65.3	63.9	58.3	56.8
Avg. Dist. to Rail [m]	0.5	1.1	1.2	0.6	1.3
Avg. Stride Freq. [Hz]	2.3	2.3	2.3	2.2	2.2
Avg. Stride Length [m]	6.1	7.6	7.4	7.1	7.0



- [ ] Ranking at each section and finish
- .-.- No data available at this section
- NA No data available



Horse/Jockey Name	Up Over'n Gone
Final Rank	7
Fastest Section Time (Section)	0:11.36 (800m)
Top Speed [km/h] (Section)	66.6 (Overall)
Race State	Finished



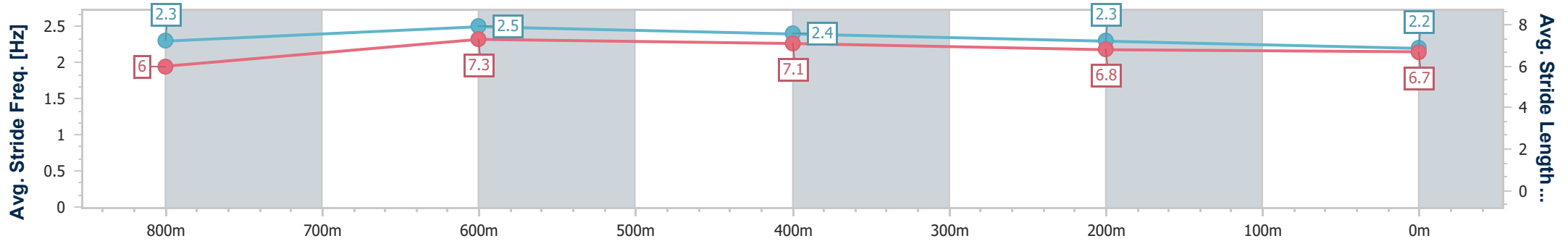
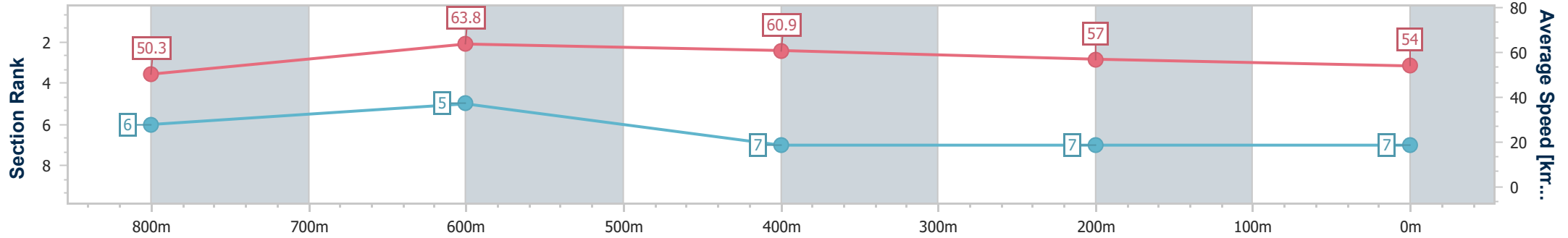
Toowoomba QLD Professional  
Race 2: FLAIR BUILT HOMES QTIS Two-Year-Old Maiden Plate  
- 1000m



16 February 2025 - 12:23

Track Rating: Good 4 , Weather: Fine , Rail Position: +2m Entire

Section	Overall	800m	600m	400m	200m
Section Times	1:03.63 [7] (0:14.37)	0:49.26 [6] (0:11.36)	0:37.90 [5] (0:11.89)	0:26.01 [7] (0:12.72)	0:13.29 [7] (0:13.29)
Average Speed [km/h]	50.3	63.8	60.9	57.0	54.0
Top Speed [km/h]	66.6	66.4	64.2	58.6	55.3
Avg. Dist. to Rail [m]	2.5	1.5	1.6	1.5	1.2
Avg. Stride Freq. [Hz]	2.3	2.5	2.4	2.3	2.2
Avg. Stride Length [m]	6.0	7.3	7.1	6.8	6.7



- [ ] Ranking at each section and finish
- .-.- No data available at this section
- NA No data available