



Toowoomba QLD Professional

Race 4: KENNARDS HIRE Maiden Handicap - 1300m

16 February 2025 - 13:33



Track Rating: Good 3, Weather: Fine, Rail Position: +2 Entire

Section		Overall										Last 600m	
Field Times		1:20.58										0:37.82	
		(0:08.16)										(0:12.66)	
		1200m										400m	
		1:12.42										0:25.16	
		(0:10.97)										(0:12.36)	
		1000m											
		1:01.45											
		(0:11.47)											
		800m											
		0:49.98											
		(0:12.16)											
		600m											
		0:37.82											
		(0:12.66)											
		400m											
		0:25.16											
		(0:12.36)											
		Last 600m											
		0:37.82											
Rank	TAB	Horse/Jockey	Barrier	Top Speed [km/h]	Fastest Section	Overall	1200m	1000m	800m	600m	400m	Last 600m	Distance Travelled [m]
1	10	ROTHECATE	2	66.5	0:08.42	1:20.58 [1]	1:12.16 [3]	1:01.19 [3]	0:49.69 [3]	0:37.47 [4]	0:24.99 [4]	0:37.47	
		Bailey Wheeler		1200m	Overall	(0:08.42)	(0:10.97)	(0:11.50)	(0:12.22)	(0:12.48)	(0:12.37)		
2	11	DARLING TAKE CARE	7	67.8	0:08.16	1:20.84 [2]	1:12.68 [1]	1:01.71 [1]	0:50.24 [1]	0:38.08 [1]	0:25.40 [2]	0:38.08	-6
		Jai Williams		1200m	Overall	(0:08.16)	(0:10.97)	(0:11.47)	(0:12.16)	(0:12.68)	(0:12.34)		
3	9	BRUTAL SUE	4	67.0	0:08.89	1:20.85 [3]	1:11.96 [8]	1:00.87 [7]	0:49.46 [6]	0:37.40 [6]	0:25.10 [5]	0:37.40	-5
		Nozi Tomizawa		1200m	Overall	(0:08.89)	(0:11.09)	(0:11.41)	(0:12.06)	(0:12.30)	(0:12.63)		
4	5	IT'S A CABARET	6	65.3	0:08.82	1:20.93 [4]	1:12.11 [6]	1:00.79 [8]	0:49.18 [8]	0:37.23 [8]	0:24.87 [7]	0:37.23	-5
		Robbie Dolan		1200m	Overall	(0:08.82)	(0:11.32)	(0:11.61)	(0:11.95)	(0:12.36)	(0:12.34)		
5	1	DEL TITO	9	68.7	0:08.55	1:21.15 [5]	1:12.60 [4]	1:01.72 [4]	0:50.18 [4]	0:38.09 [3]	0:25.65 [3]	0:38.09	-1
		Les Tilley		1200m	Overall	(0:08.55)	(0:10.88)	(0:11.54)	(0:12.09)	(0:12.44)	(0:12.45)		
6	12	FRED'S MEMORY	3	67.9	0:08.34	1:21.24 [6]	1:12.90 [2]	1:01.99 [2]	0:50.49 [2]	0:38.31 [2]	0:25.82 [1]	0:38.31	-1
		Kenji Yoshida		1200m	Overall	(0:08.34)	(0:10.91)	(0:11.50)	(0:12.18)	(0:12.49)	(0:12.52)		
7	3	STOCKS 'N' BONDS	8	67.4	0:09.12	1:23.66 [7]	1:14.54 [10]	1:03.17 [10]	0:51.68 [9]	0:40.04 [7]	0:26.81 [9]	0:40.04	-20
		Jace McMurray		1200m	Overall	(0:09.12)	(0:11.37)	(0:11.49)	(0:11.64)	(0:13.23)	(0:13.05)		
8	8	STELLA ROSA	1	69.2	0:08.82	1:24.59 [8]	1:15.77 [7]	1:04.92 [5]	0:53.52 [5]	0:41.37 [5]	0:28.76 [6]	0:41.37	-6
		Justin Stanley		1200m	Overall	(0:08.82)	(0:10.85)	(0:11.40)	(0:12.15)	(0:12.61)	(0:13.61)		
9	4	SUMICH	5	65.4	0:08.63	1:26.53 [9]	1:17.90 [5]	1:06.65 [6]	0:55.05 [7]	0:42.75 [9]	0:29.77 [8]	0:42.75	-2
		Luke Tarrant		1200m	Overall	(0:08.63)	(0:11.25)	(0:11.60)	(0:12.30)	(0:12.98)	(0:13.74)		
10	7	JAYEMAH	10	64.8	0:08.93	1:27.60 [10]	1:18.67 [9]	1:07.20 [9]	0:55.29 [10]	0:42.61 [10]	0:28.98 [10]	0:42.61	-4
		Rhiannon Payne		1200m	Overall	(0:08.93)	(0:11.47)	(0:11.91)	(0:12.68)	(0:13.63)	(0:14.30)		

Scratched: Best Coffee (#17), Captain Insano (#2), Kuheylan (#6), Don't Stop Me Now (#13), Silver Agent (#14), Fonzie Rocks (#15), Totspur (#16), Azuki (#18)

Report Created: Sun 16 February 2025 13:58 GMT (Note: Timing is based on position data)

Page 1/12

[] Ranking at each section and finish
 -:-:- No data available at this section
 NA No data available

SCN Saddle cloth number
 DNF Did not finish
 DNT Did not track

data processed by TRIPLES DATA



Toowoomba QLD Professional

Race 4: KENNARDS HIRE Maiden Handicap - 1300m

16 February 2025 - 13:33



Track Rating: Good 3, Weather: Fine, Rail Position: +2 Entire

Section				200m				Last 600m	
Field Times				0:12.80 (0:12.80)				0:37.82	
Rank	TAB	Horse/Jockey	Barrier	Top Speed [km/h]	Fastest Section	Margin			Distance Travelled [m]
1	10	ROTHECATE Bailey Wheeler	2	66.5 1200m	0:08.42 Overall	0:12.62 [4] (0:12.62)	1:20.58		0:37.47
2	11	DARLING TAKE CARE Jai Williams	7	67.8 1200m	0:08.16 Overall	0:13.06 [1] (0:13.06)	1.5L		0:38.08 -6
3	9	BRUTAL SUE Nozi Tomizawa	4	67.0 1200m	0:08.89 Overall	0:12.47 [5] (0:12.47)	1.6L		0:37.40 -5
4	5	IT'S A CABARET Robbie Dolan	6	65.3 1200m	0:08.82 Overall	0:12.53 [6] (0:12.53)	2L		0:37.23 -5
5	1	DEL TITO Les Tilley	9	68.7 1200m	0:08.55 Overall	0:13.20 [3] (0:13.20)	3.3L		0:38.09 -1
6	12	FRED'S MEMORY Kenji Yoshida	3	67.9 1200m	0:08.34 Overall	0:13.30 [2] (0:13.30)	3.7L		0:38.31 -1
7	3	STOCKS 'N' BONDS Jace McMurray	8	67.4 1200m	0:09.12 Overall	0:13.76 [8] (0:13.76)	17.7L		0:40.04 -20
8	8	STELLA ROSA Justin Stanley	1	69.2 1200m	0:08.82 Overall	0:15.15 [7] (0:15.15)	23L		0:41.37 -6
9	4	SUMICH Luke Tarrant	5	65.4 1200m	0:08.63 Overall	0:16.03 [9] (0:16.03)	34.3L		0:42.75 -2
10	7	JAYEMAH Rhiannon Payne	10	64.8 1200m	0:08.93 Overall	0:14.68 [10] (0:14.68)	40.6L		0:42.61 -4

Scratched: Best Coffee (#17), Captain Insano (#2), Kuheylan (#6), Don't Stop Me Now (#13), Silver Agent (#14), Fonzie Rocks (#15), Totspur (#16), Azuki (#18)

Report Created: Sun 16 February 2025 13:58 GMT (Note: Timing is based on position data)

Page 2/12

[] Ranking at each section and finish
 -:-:- No data available at this section
 NA No data available

SCN Saddle cloth number
 DNF Did not finish
 DNT Did not track

data processed by TRIPLESDATA



Horse/Jockey Name	Rothebate
Final Rank	1
Fastest Section Time (Section)	0:08.42 (Overall)
Top Speed [km/h] (Section)	66.5 (1200m)
Race State	Finished



Toowoomba QLD Professional

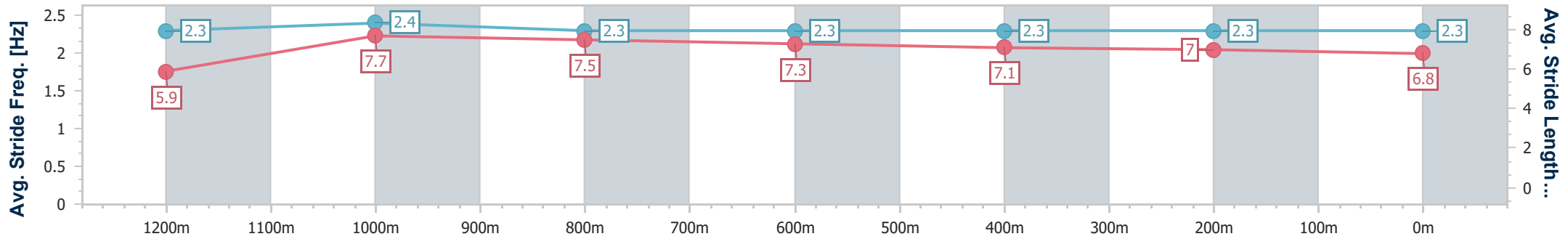
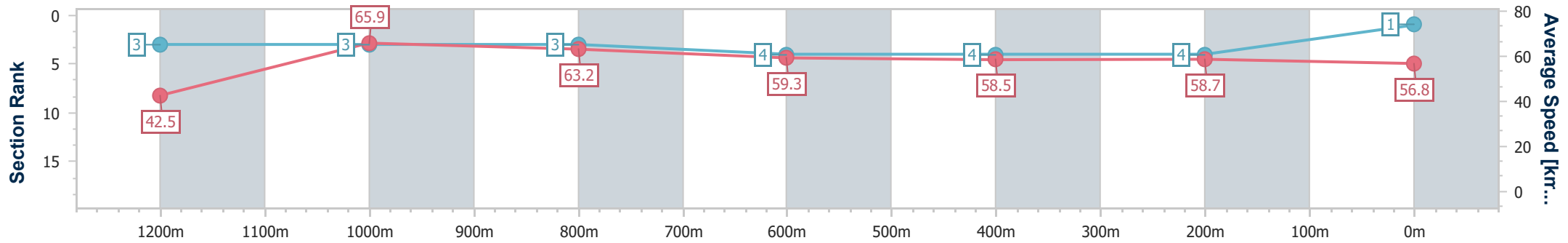
Race 4: KENNARDS HIRE Maiden Handicap - 1300m

16 February 2025 - 13:33



Track Rating: Good 3, Weather: Fine, Rail Position: +2 Entire

Section	Overall	1200m	1000m	800m	600m	400m	200m
Section Times	1:20.58 [1] (0:08.42)	1:12.16 [3] (0:10.97)	1:01.19 [3] (0:11.50)	0:49.69 [3] (0:12.22)	0:37.47 [4] (0:12.48)	0:24.99 [4] (0:12.37)	0:12.62 [4] (0:12.62)
Average Speed [km/h]	42.5	65.9	63.2	59.3	58.5	58.7	56.8
Top Speed [km/h]	64.9	66.5	65.1	61.0	59.5	59.5	59.6
Avg. Dist. to Rail [m]	5.7	3.6	2.7	2.6	2.3	2.9	1.9
Avg. Stride Freq. [Hz]	2.3	2.4	2.3	2.3	2.3	2.3	2.3
Avg. Stride Length [m]	5.9	7.7	7.5	7.3	7.1	7.0	6.8



- [] Ranking at each section and finish
- .-.- No data available at this section
- NA No data available



Horse/Jockey Name	Darling Take Care
Final Rank	2
Fastest Section Time (Section)	0:08.16 (Overall)
Top Speed [km/h] (Section)	67.8 (1200m)
Race State	Finished



Toowoomba QLD Professional

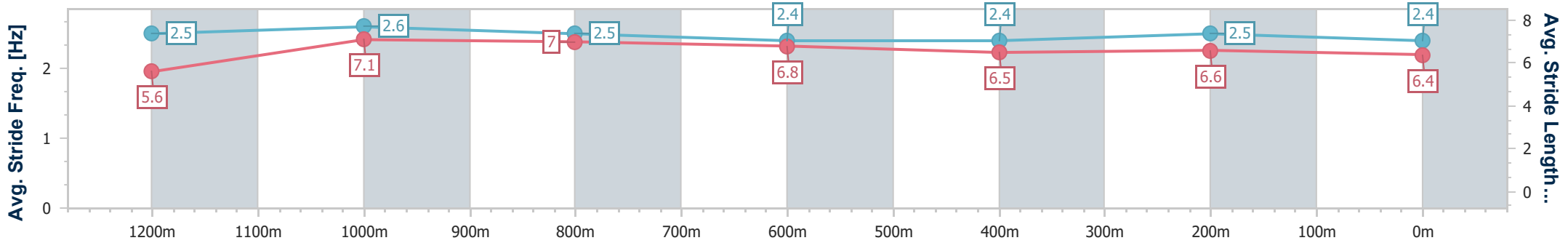
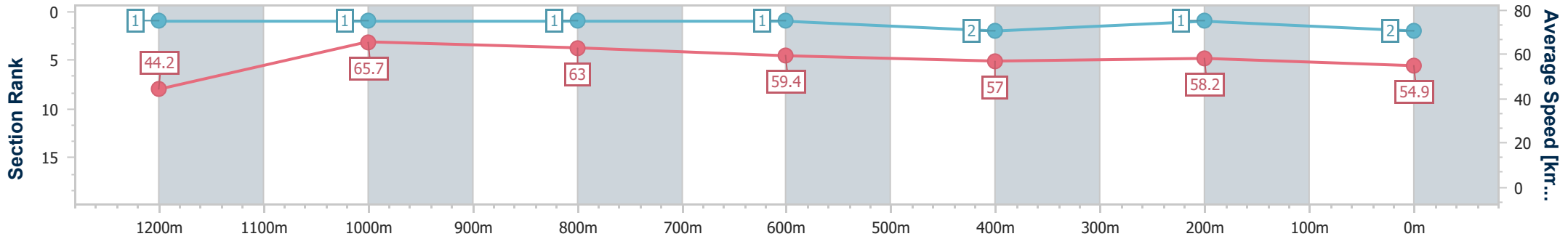
Race 4: KENNARDS HIRE Maiden Handicap - 1300m

16 February 2025 - 13:33

Track Rating: Good 3, Weather: Fine, Rail Position: +2 Entire



Section	Overall	1200m	1000m	800m	600m	400m	200m
Section Times	1:20.84 [2] (0:08.16)	1:12.68 [1] (0:10.97)	1:01.71 [1] (0:11.47)	0:50.24 [1] (0:12.16)	0:38.08 [1] (0:12.68)	0:25.40 [2] (0:12.34)	0:13.06 [1] (0:13.06)
Average Speed [km/h]	44.2	65.7	63.0	59.4	57.0	58.2	54.9
Top Speed [km/h]	66.2	67.8	65.0	62.2	59.1	59.5	56.7
Avg. Dist. to Rail [m]	8.4	1.2	0.9	1.1	0.9	1.0	0.9
Avg. Stride Freq. [Hz]	2.5	2.6	2.5	2.4	2.4	2.5	2.4
Avg. Stride Length [m]	5.6	7.1	7.0	6.8	6.5	6.6	6.4



- [] Ranking at each section and finish
- .-.- No data available at this section
- NA No data available



Horse/Jockey Name	Brutal Sue
Final Rank	3
Fastest Section Time (Section)	0:08.89 (Overall)
Top Speed [km/h] (Section)	67.0 (1200m)
Race State	Finished



Toowoomba QLD Professional

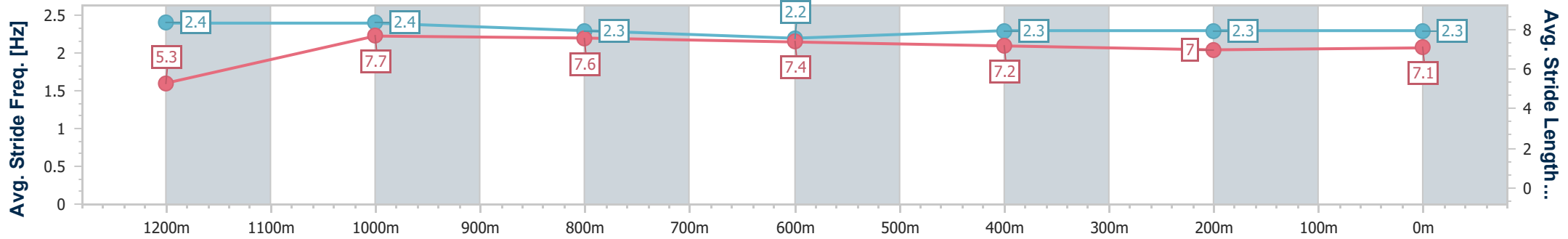
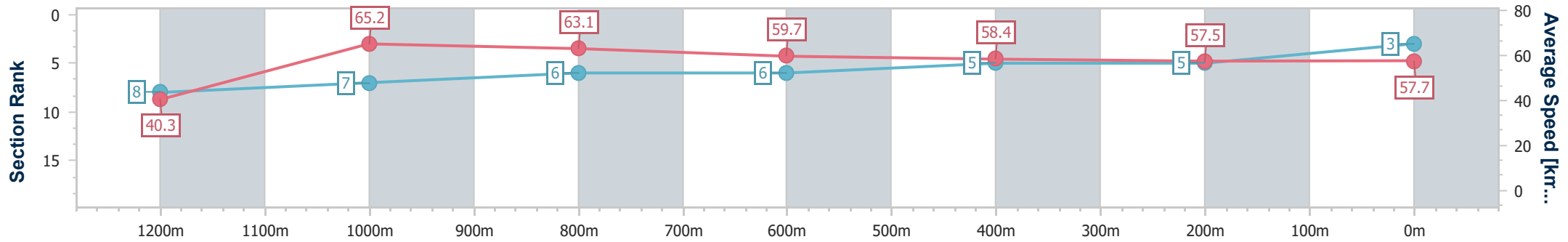
Race 4: KENNARDS HIRE Maiden Handicap - 1300m

16 February 2025 - 13:33



Track Rating: Good 3, Weather: Fine, Rail Position: +2 Entire

Section	Overall	1200m	1000m	800m	600m	400m	200m
Section Times	1:20.85 [3] (0:08.89)	1:11.96 [8] (0:11.09)	1:00.87 [7] (0:11.41)	0:49.46 [6] (0:12.06)	0:37.40 [6] (0:12.30)	0:25.10 [5] (0:12.63)	0:12.47 [5] (0:12.47)
Average Speed [km/h]	40.3	65.2	63.1	59.7	58.4	57.5	57.7
Top Speed [km/h]	64.7	67.0	64.7	60.9	59.4	58.4	58.4
Avg. Dist. to Rail [m]	6.8	3.2	1.4	0.3	0.2	2.2	4.5
Avg. Stride Freq. [Hz]	2.4	2.4	2.3	2.2	2.3	2.3	2.3
Avg. Stride Length [m]	5.3	7.7	7.6	7.4	7.2	7.0	7.1



- [] Ranking at each section and finish
- .-.- No data available at this section
- NA No data available



Horse/Jockey Name	It's A Cabaret
Final Rank	4
Fastest Section Time (Section)	0:08.82 (Overall)
Top Speed [km/h] (Section)	65.3 (1200m)
Race State	Finished



Toowoomba QLD Professional

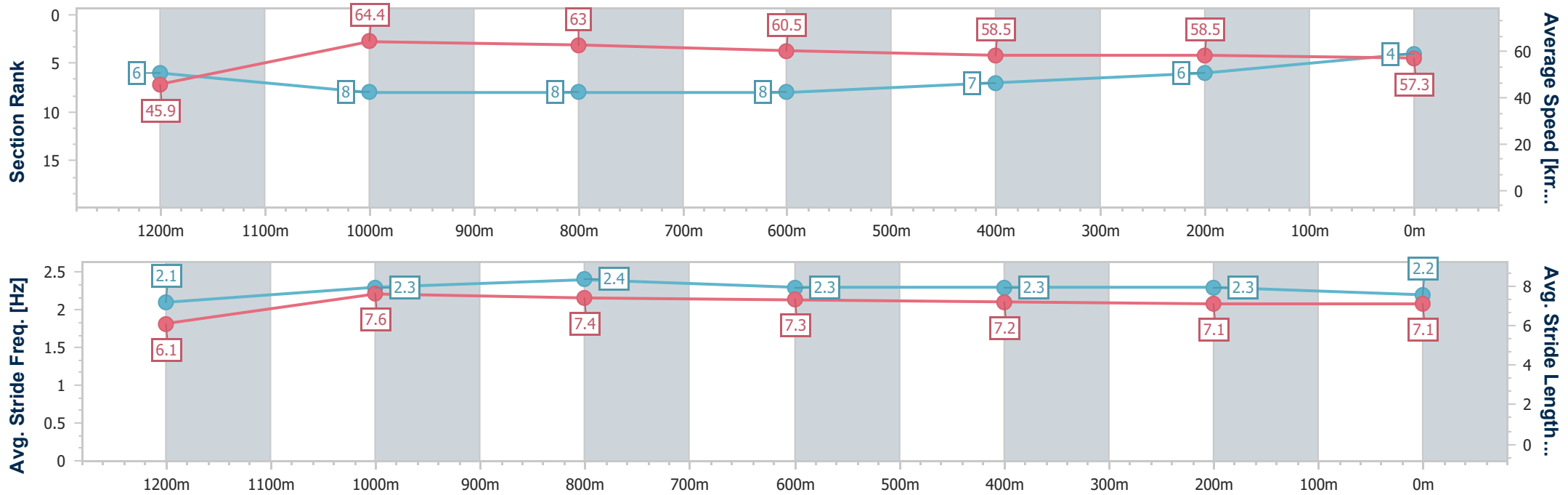
Race 4: KENNARDS HIRE Maiden Handicap - 1300m

16 February 2025 - 13:33



Track Rating: Good 3, Weather: Fine, Rail Position: +2 Entire

Section	Overall	1200m	1000m	800m	600m	400m	200m
Section Times	1:20.93 [4] (0:08.82)	1:12.11 [6] (0:11.32)	1:00.79 [8] (0:11.61)	0:49.18 [8] (0:11.95)	0:37.23 [8] (0:12.36)	0:24.87 [7] (0:12.34)	0:12.53 [6] (0:12.53)
Average Speed [km/h]	45.9	64.4	63.0	60.5	58.5	58.5	57.3
Top Speed [km/h]	57.4	65.3	65.3	63.6	61.5	59.4	59.4
Avg. Dist. to Rail [m]	9.7	4.0	2.4	0.4	0.6	0.7	4.4
Avg. Stride Freq. [Hz]	2.1	2.3	2.4	2.3	2.3	2.3	2.2
Avg. Stride Length [m]	6.1	7.6	7.4	7.3	7.2	7.1	7.1



- [] Ranking at each section and finish
- .-.- No data available at this section
- NA No data available



Horse/Jockey Name	Del Tito
Final Rank	5
Fastest Section Time (Section)	0:08.55 (Overall)
Top Speed [km/h] (Section)	68.7 (1200m)
Race State	Finished



Toowoomba QLD Professional

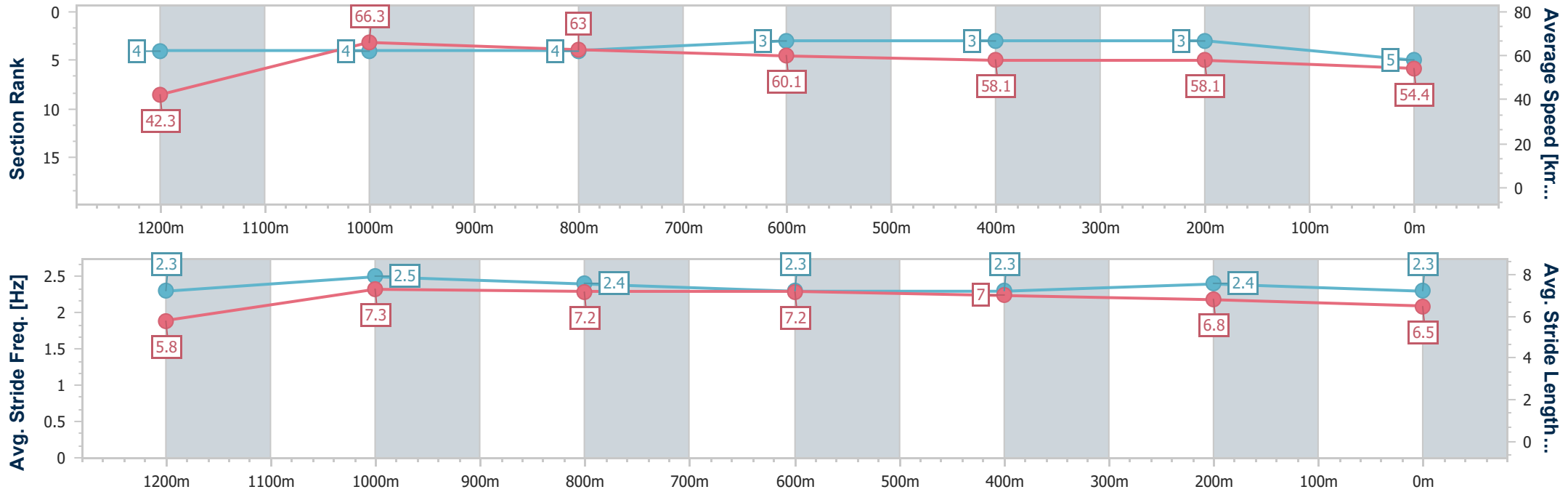
Race 4: KENNARDS HIRE Maiden Handicap - 1300m

16 February 2025 - 13:33



Track Rating: Good 3, Weather: Fine, Rail Position: +2 Entire

Section	Overall	1200m	1000m	800m	600m	400m	200m
Section Times	1:21.15 [5] (0:08.55)	1:12.60 [4] (0:10.88)	1:01.72 [4] (0:11.54)	0:50.18 [4] (0:12.09)	0:38.09 [3] (0:12.44)	0:25.65 [3] (0:12.45)	0:13.20 [3] (0:13.20)
Average Speed [km/h]	42.3	66.3	63.0	60.1	58.1	58.1	54.4
Top Speed [km/h]	63.6	68.7	66.0	62.2	59.0	59.3	57.1
Avg. Dist. to Rail [m]	12.0	5.6	3.1	2.0	1.2	1.5	1.6
Avg. Stride Freq. [Hz]	2.3	2.5	2.4	2.3	2.3	2.4	2.3
Avg. Stride Length [m]	5.8	7.3	7.2	7.2	7.0	6.8	6.5



- [] Ranking at each section and finish
- .-.- No data available at this section
- NA No data available



Horse/Jockey Name	Fred's Memory
Final Rank	6
Fastest Section Time (Section)	0:08.34 (Overall)
Top Speed [km/h] (Section)	67.9 (1200m)
Race State	Finished



Toowoomba QLD Professional

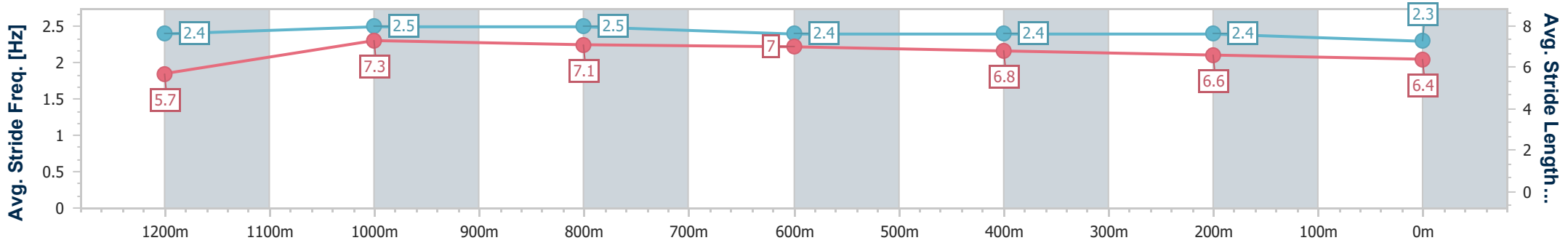
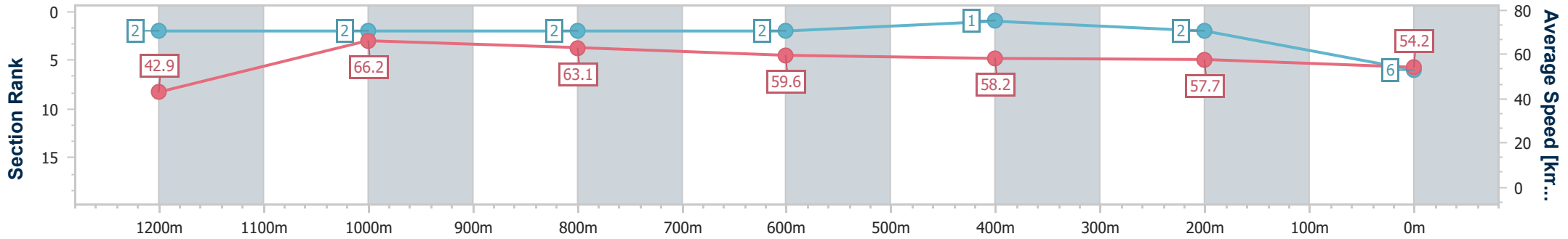
Race 4: KENNARDS HIRE Maiden Handicap - 1300m

16 February 2025 - 13:33



Track Rating: Good 3, Weather: Fine, Rail Position: +2 Entire

Section	Overall	1200m	1000m	800m	600m	400m	200m
Section Times	1:21.24 [6] (0:08.34)	1:12.90 [2] (0:10.91)	1:01.99 [2] (0:11.50)	0:50.49 [2] (0:12.18)	0:38.31 [2] (0:12.49)	0:25.82 [1] (0:12.52)	0:13.30 [2]
Average Speed [km/h]	42.9	66.2	63.1	59.6	58.2	57.7	54.2
Top Speed [km/h]	63.3	67.9	64.7	61.9	59.9	59.0	56.2
Avg. Dist. to Rail [m]	4.1	3.2	3.3	2.2	1.4	0.9	0.4
Avg. Stride Freq. [Hz]	2.4	2.5	2.5	2.4	2.4	2.4	2.3
Avg. Stride Length [m]	5.7	7.3	7.1	7.0	6.8	6.6	6.4



- [] Ranking at each section and finish
- .-.- No data available at this section
- NA No data available



Horse/Jockey Name	Stocks 'N' Bonds
Final Rank	7
Fastest Section Time (Section)	0:09.12 (Overall)
Top Speed [km/h] (Section)	67.4 (1200m)
Race State	Finished



Toowoomba QLD Professional

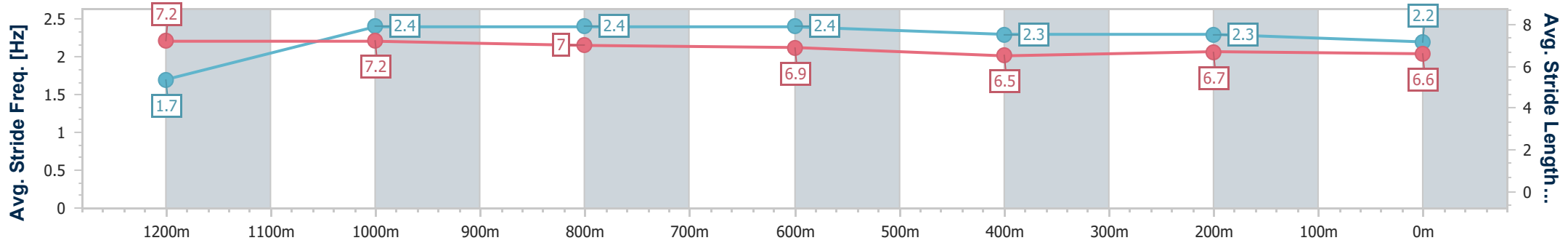
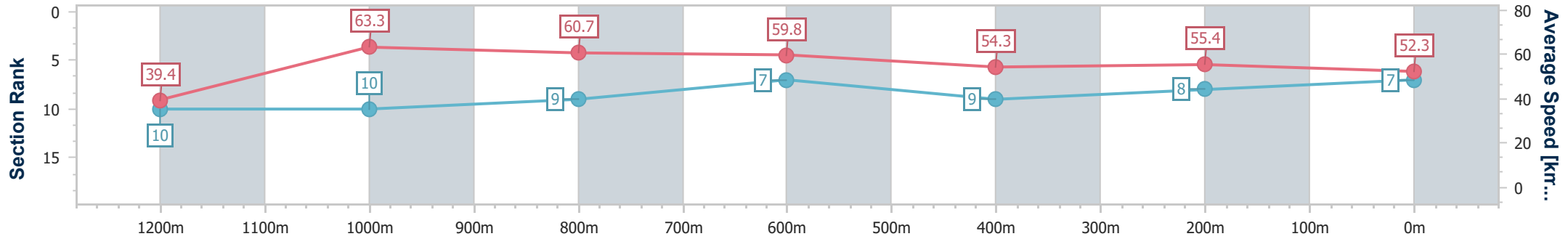
Race 4: KENNARDS HIRE Maiden Handicap - 1300m

16 February 2025 - 13:33



Track Rating: Good 3, Weather: Fine, Rail Position: +2 Entire

Section	Overall	1200m	1000m	800m	600m	400m	200m
Section Times	1:23.66 [7] (0:09.12)	1:14.54 [10] (0:11.37)	1:03.17 [10] (0:11.49)	0:51.68 [9] (0:11.64)	0:40.04 [7] (0:13.23)	0:26.81 [9] (0:13.05)	0:13.76 [8] (0:13.76)
Average Speed [km/h]	39.4	63.3	60.7	59.8	54.3	55.4	52.3
Top Speed [km/h]	61.9	67.4	65.3	64.5	59.4	59.7	58.2
Avg. Dist. to Rail [m]	6.2	4.2	7.7	12.0	3.1	1.5	5.7
Avg. Stride Freq. [Hz]	1.7	2.4	2.4	2.4	2.3	2.3	2.2
Avg. Stride Length [m]	7.2	7.2	7.0	6.9	6.5	6.7	6.6



- [] Ranking at each section and finish
- .-.- No data available at this section
- NA No data available



Horse/Jockey Name	Stella Rosa
Final Rank	8
Fastest Section Time (Section)	0:08.82 (Overall)
Top Speed [km/h] (Section)	69.2 (1200m)
Race State	Finished



Toowoomba QLD Professional

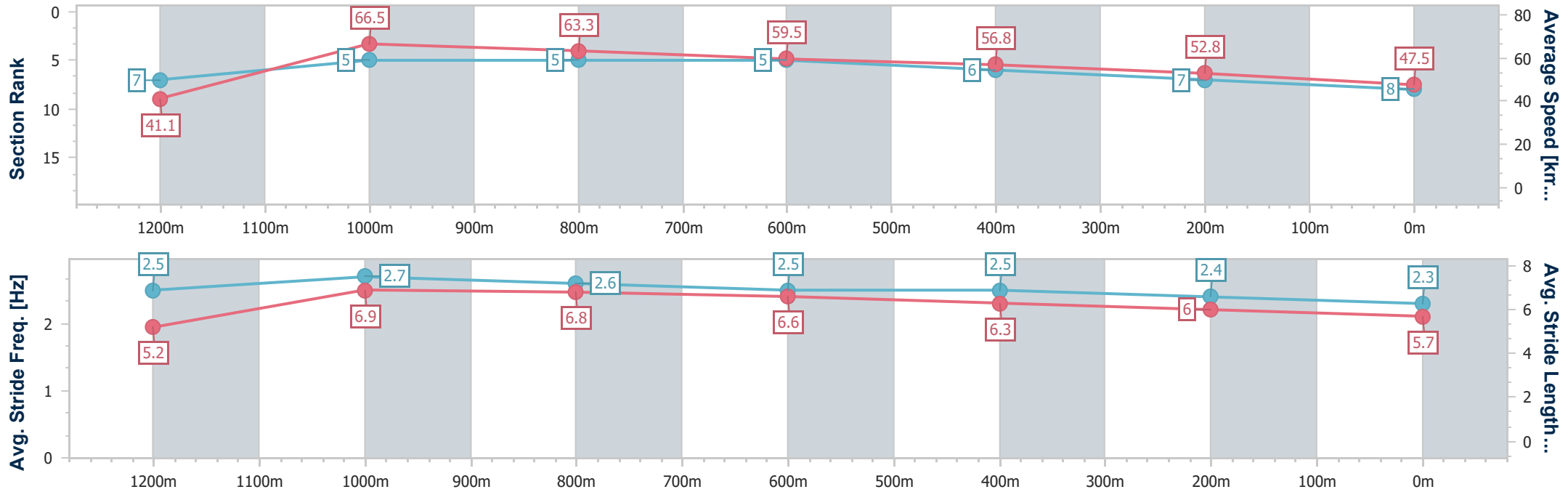
Race 4: KENNARDS HIRE Maiden Handicap - 1300m

16 February 2025 - 13:33



Track Rating: Good 3, Weather: Fine, Rail Position: +2 Entire

Section	Overall	1200m	1000m	800m	600m	400m	200m
Section Times	1:24.59 [8] (0:08.82)	1:15.77 [7] (0:10.85)	1:04.92 [5] (0:11.40)	0:53.52 [5] (0:12.15)	0:41.37 [5] (0:12.61)	0:28.76 [6] (0:13.61)	0:15.15 [7] (0:15.15)
Average Speed [km/h]	41.1	66.5	63.3	59.5	56.8	52.8	47.5
Top Speed [km/h]	65.5	69.2	65.6	61.7	58.8	55.3	50.6
Avg. Dist. to Rail [m]	4.8	2.9	1.5	1.9	1.3	1.0	0.2
Avg. Stride Freq. [Hz]	2.5	2.7	2.6	2.5	2.5	2.4	2.3
Avg. Stride Length [m]	5.2	6.9	6.8	6.6	6.3	6.0	5.7



- [] Ranking at each section and finish
- .-.- No data available at this section
- NA No data available



Horse/Jockey Name	Sumich
Final Rank	9
Fastest Section Time (Section)	0:08.63 (Overall)
Top Speed [km/h] (Section)	65.4 (1200m)
Race State	Finished



Toowoomba QLD Professional

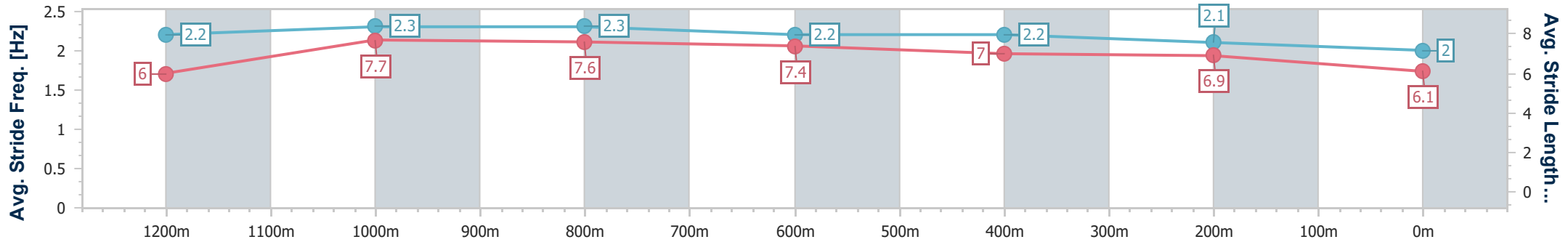
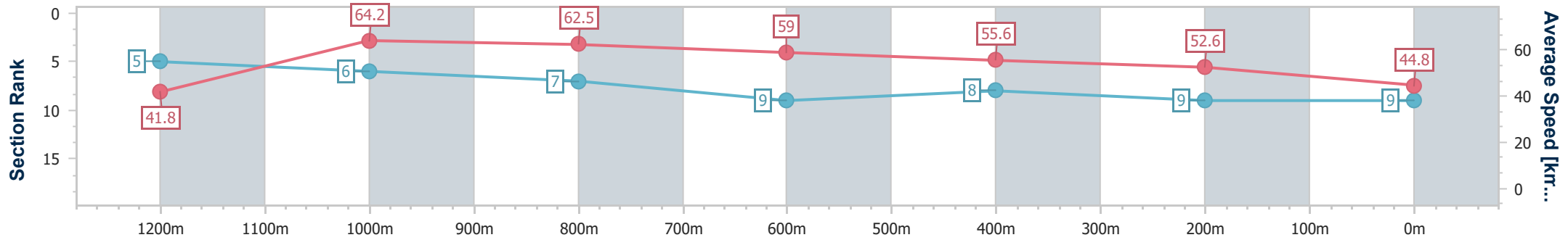
Race 4: KENNARDS HIRE Maiden Handicap - 1300m

16 February 2025 - 13:33

Track Rating: Good 3, Weather: Fine, Rail Position: +2 Entire



Section	Overall	1200m	1000m	800m	600m	400m	200m
Section Times	1:26.53 [9] (0:08.63)	1:17.90 [5] (0:11.25)	1:06.65 [6] (0:11.60)	0:55.05 [7] (0:12.30)	0:42.75 [9] (0:12.98)	0:29.77 [8] (0:13.74)	0:16.03 [9] (0:16.03)
Average Speed [km/h]	41.8	64.2	62.5	59.0	55.6	52.6	44.8
Top Speed [km/h]	64.0	65.4	63.4	61.6	57.7	53.7	49.6
Avg. Dist. to Rail [m]	7.8	4.1	3.1	1.9	0.9	1.5	1.7
Avg. Stride Freq. [Hz]	2.2	2.3	2.3	2.2	2.2	2.1	2.0
Avg. Stride Length [m]	6.0	7.7	7.6	7.4	7.0	6.9	6.1



- [] Ranking at each section and finish
- .-.- No data available at this section
- NA No data available



Horse/Jockey Name	Jayemah
Final Rank	10
Fastest Section Time (Section)	0:08.93 (Overall)
Top Speed [km/h] (Section)	64.8 (1200m)
Race State	Finished



Toowoomba QLD Professional

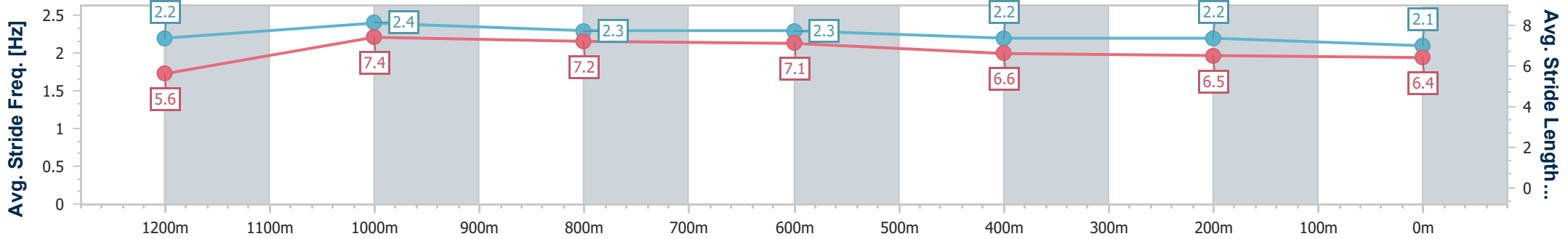
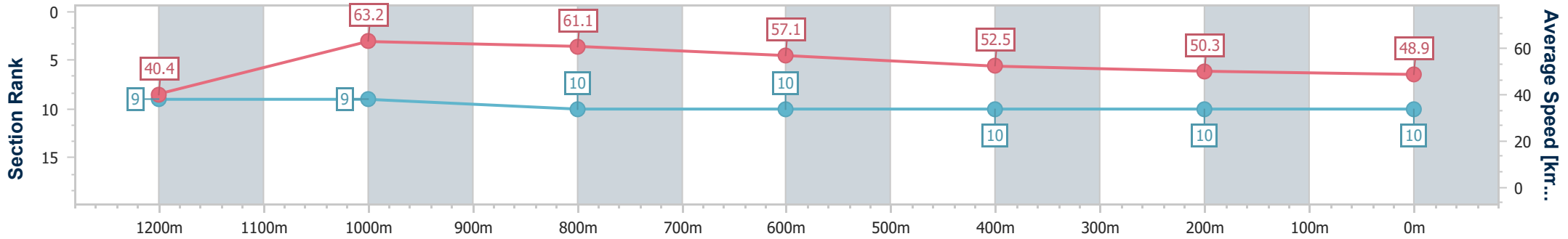
Race 4: KENNARDS HIRE Maiden Handicap - 1300m

16 February 2025 - 13:33



Track Rating: Good 3, Weather: Fine, Rail Position: +2 Entire

Section	Overall	1200m	1000m	800m	600m	400m	200m
Section Times	1:27.60 [10] (0:08.93)	1:18.67 [9] (0:11.47)	1:07.20 [9] (0:11.91)	0:55.29 [10] (0:12.68)	0:42.61 [10] (0:13.63)	0:28.98 [10] (0:14.30)	0:14.68 [10] (0:14.68)
Average Speed [km/h]	40.4	63.2	61.1	57.1	52.5	50.3	48.9
Top Speed [km/h]	59.8	64.8	63.9	58.8	55.3	50.6	50.5
Avg. Dist. to Rail [m]	13.0	9.1	4.8	0.6	0.9	1.2	3.7
Avg. Stride Freq. [Hz]	2.2	2.4	2.3	2.3	2.2	2.2	2.1
Avg. Stride Length [m]	5.6	7.4	7.2	7.1	6.6	6.5	6.4



- [] Ranking at each section and finish
- .-.- No data available at this section
- NA No data available