



Toowoomba QLD Professional
Race 6: HARVEY NORMAN COMMERCIAL TOOWOOMBA BENCHMARK
62 Handicap - 1625m
16 February 2025 - 14:50



Track Rating: Good 3, Weather: Fine , Rail Position: +2m Entire

Section														
Field Times	Overall	1400m	1200m	1000m	800m	600m	400m	Last 600m						
	1:38.58 (0:14.46)	1:24.12 (0:10.52)	1:13.60 (0:11.73)	1:01.87 (0:11.97)	0:49.90 (0:12.04)	0:37.86 (0:12.36)	0:25.50 (0:12.64)	0:37.86						
Rank	TAB	Horse/Jockey	Barrier	Top Speed [km/h]	Fastest Section	Overall	1400m	1200m	1000m	800m	600m	400m	Last 600m	Distance Travelled [m]
1	1	MINIMAL Liv O'Donnell	4	67.7	0:10.61	1:38.58 [1] (0:14.69)	1:23.89 [3] (0:10.61)	1:13.28 [2] (0:11.56)	1:01.72 [2] (0:12.01)	0:49.71 [2] (0:12.05)	0:37.66 [2] (0:12.18)	0:25.48 [2] (0:12.62)	0:37.66	
2	2	ARCHER'S GAME Kelsey Lenton	5	68.0	0:10.63	1:39.21 [2] (0:15.80)	1:23.41 [10] (0:10.63)	1:12.78 [8] (0:11.08)	1:01.70 [8] (0:12.21)	0:49.49 [7] (0:12.06)	0:37.43 [7] (0:12.36)	0:25.07 [7] (0:12.31)	0:37.43	+2
3	12	DESCENDING MIST Kyle Wilson-Taylor	8	66.9	0:11.04	1:39.51 [3] (0:15.63)	1:23.88 [8] (0:11.04)	1:12.84 [10] (0:11.12)	1:01.72 [10] (0:12.14)	0:49.58 [9] (0:12.11)	0:37.47 [9] (0:12.26)	0:25.21 [10] (0:12.40)	0:37.47	+6
4	11	ROMAN HEIR Sean Cormack	1	69.4	0:10.62	1:39.54 [4] (0:14.99)	1:24.55 [5] (0:10.62)	1:13.93 [4] (0:11.36)	1:02.57 [3] (0:12.10)	0:50.47 [3] (0:12.16)	0:38.31 [3] (0:12.35)	0:25.96 [3] (0:12.88)	0:38.31	+6
5	14	JETPACK VERDI James Baker	2	69.7	0:10.86	1:39.82 [5] (0:14.91)	1:24.91 [4] (0:10.86)	1:14.05 [5] (0:11.38)	1:02.67 [5] (0:12.19)	0:50.48 [5] (0:12.37)	0:38.11 [6] (0:12.31)	0:25.80 [6] (0:12.72)	0:38.11	+7
6	4	LIETUVA Samantha Collett	10	67.7	0:10.52	1:39.98 [6] (0:14.46)	1:25.52 [1] (0:10.52)	1:15.00 [1] (0:11.73)	1:03.27 [1] (0:11.97)	0:51.30 [1] (0:12.04)	0:39.26 [1] (0:12.36)	0:26.90 [1] (0:12.97)	0:39.26	+5
7	16	ALFA LILY Nozi Tomizawa	6	68.7	0:10.68	1:40.09 [7] (0:15.25)	1:24.84 [6] (0:10.68)	1:14.16 [6] (0:11.41)	1:02.75 [6] (0:12.08)	0:50.67 [6] (0:12.13)	0:38.54 [5] (0:12.25)	0:26.29 [5] (0:12.97)	0:38.54	+8
8	3	CONNEWARRE Olivia Kendal	7	67.6	0:10.87	1:40.15 [8] (0:15.46)	1:24.69 [7] (0:10.87)	1:13.82 [7] (0:11.14)	1:02.68 [7] (0:12.68)	0:50.00 [10] (0:12.02)	0:37.98 [10] (0:12.08)	0:25.90 [9] (0:12.55)	0:37.98	+3
9	18	GULF OF SIDRA Luke Tarrant	9	67.7	0:10.90	1:40.84 [9] (0:15.76)	1:25.08 [9] (0:10.90)	1:14.18 [9] (0:11.10)	1:03.08 [9] (0:11.97)	0:51.11 [8] (0:12.19)	0:38.92 [8] (0:12.32)	0:26.60 [8] (0:12.82)	0:38.92	+3
10	9	HARMONY REIGNS Jai Williams	3	68.8	0:10.92	1:41.00 [10] (0:14.62)	1:26.38 [2] (0:10.92)	1:15.46 [3] (0:11.51)	1:03.95 [4] (0:12.09)	0:51.86 [4] (0:12.12)	0:39.74 [4] (0:12.50)	0:27.24 [4] (0:13.06)	0:39.74	+4

Scratched: Hulkmania (#6), Russian Mystic (#5), All About Artie (#7), Drop The Pilot (#15), Explicable (#8), Isle Ornsay (#10), Tokyo Bandit (#13), Another Dazzler (#17)

[] Ranking at each section and finish
 -:-:- No data available at this section
 NA No data available

SCN Saddle cloth number
 DNF Did not finish
 DNT Did not track



Toowoomba QLD Professional
Race 6: HARVEY NORMAN COMMERCIAL TOOWOOMBA BENCHMARK
62 Handicap - 1625m
16 February 2025 - 14:50



Track Rating: Good 3, Weather: Fine , Rail Position: +2m Entire

Section				200m				Last 600m	
Field Times				0:12.86 (0:12.86)				0:37.86	
Rank	TAB	Horse/Jockey	Barrier	Top Speed [km/h]	Fastest Section	Margin			Distance Travelled [m]
1	1	MINIMAL Liv O'Donnell	4	67.7 Overall	0:10.61 1400m	0:12.86 [1] (0:12.86)	1:38.58		0:37.66
2	2	ARCHER'S GAME Kelsey Lenton	5	68.0 1400m	0:10.63 1400m	0:12.76 [3] (0:12.76)	3.5L		0:37.43 +2
3	12	DESCENDING MIST Kyle Wilson-Taylor	8	66.9 Overall	0:11.04 1400m	0:12.81 [5] (0:12.81)	5.3L		0:37.47 +6
4	11	ROMAN HEIR Sean Cormack	1	69.4 Overall	0:10.62 1400m	0:13.08 [4] (0:13.08)	5.5L		0:38.31 +6
5	14	JETPACK VERDI James Baker	2	69.7 1400m	0:10.86 1400m	0:13.08 [6] (0:13.08)	7L		0:38.11 +7
6	4	LIETUVA Samantha Collett	10	67.7 Overall	0:10.52 1400m	0:13.93 [2] (0:13.93)	7.8L		0:39.26 +5
7	16	ALFA LILY Nozi Tomizawa	6	68.7 1400m	0:10.68 1400m	0:13.32 [7] (0:13.32)	8.3L		0:38.54 +8
8	3	CONNEWARRE Olivia Kendal	7	67.6 Overall	0:10.87 1400m	0:13.35 [8] (0:13.35)	8.6L		0:37.98 +3
9	18	GULF OF SIDRA Luke Tarrant	9	67.7 Overall	0:10.90 1400m	0:13.78 [10] (0:13.78)	12.6L		0:38.92 +3
10	9	HARMONY REIGNS Jai Williams	3	68.8 Overall	0:10.92 1400m	0:14.18 [9] (0:14.18)	13.4L		0:39.74 +4

Scratched: Hulkamania (#6), Russian Mystic (#5), All About Artie (#7), Drop The Pilot (#15), Explicable (#8), Isle Ornsay (#10), Tokyo Bandit (#13), Another Dazzler (#17)

[] Ranking at each section and finish
 -:-:- No data available at this section
 NA No data available

SCN Saddle cloth number
 DNF Did not finish
 DNT Did not track



Horse/Jockey Name	Minimal
Final Rank	1
Fastest Section Time (Section)	0:10.61 (1400m)
Top Speed [km/h] (Section)	67.7 (Overall)
Race State	Finished



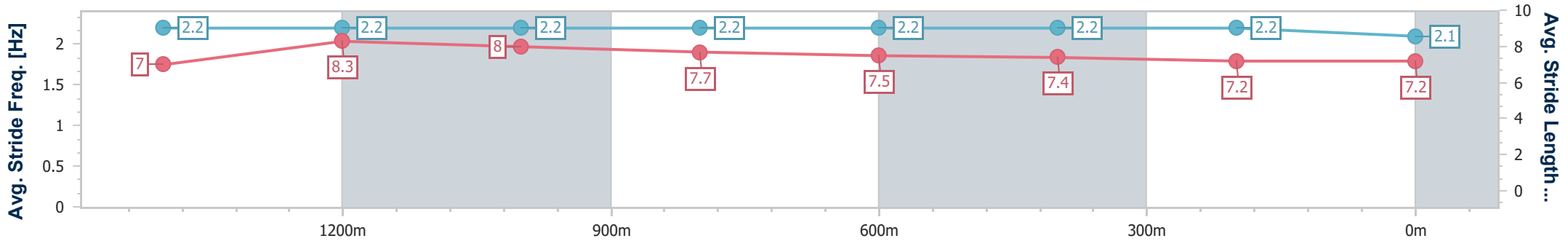
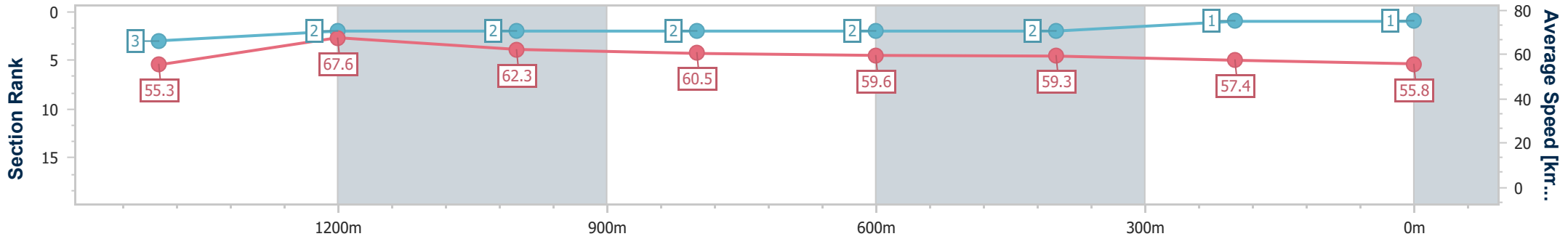
Toowoomba QLD Professional
 Race 6: HARVEY NORMAN COMMERCIAL TOOWOOMBA
 BENCHMARK 62 Handicap - 1625m



16 February 2025 - 14:50

Track Rating: Good 3, Weather: Fine , Rail Position: +2m Entire

Section	Overall	1400m	1200m	1000m	800m	600m	400m	200m
Section Times	1:38.58 [1] (0:14.69)	1:23.89 [3] (0:10.61)	1:13.28 [2] (0:11.56)	1:01.72 [2] (0:12.01)	0:49.71 [2] (0:12.05)	0:37.66 [2] (0:12.18)	0:25.48 [2] (0:12.62)	0:12.86 [1] (0:12.86)
Average Speed [km/h]	55.3	67.6	62.3	60.5	59.6	59.3	57.4	55.8
Top Speed [km/h]	67.7	67.7	65.3	60.8	60.6	61.1	57.7	57.3
Avg. Dist. to Rail [m]	3.3	0.5	1.4	1.7	0.8	0.3	0.9	1.2
Avg. Stride Freq. [Hz]	2.2	2.2	2.2	2.2	2.2	2.2	2.2	2.1
Avg. Stride Length [m]	7.0	8.3	8.0	7.7	7.5	7.4	7.2	7.2



- [] Ranking at each section and finish
- .-.- No data available at this section
- NA No data available



Horse/Jockey Name	Archer's Game
Final Rank	2
Fastest Section Time (Section)	0:10.63 (1400m)
Top Speed [km/h] (Section)	68.0 (1400m)
Race State	Finished



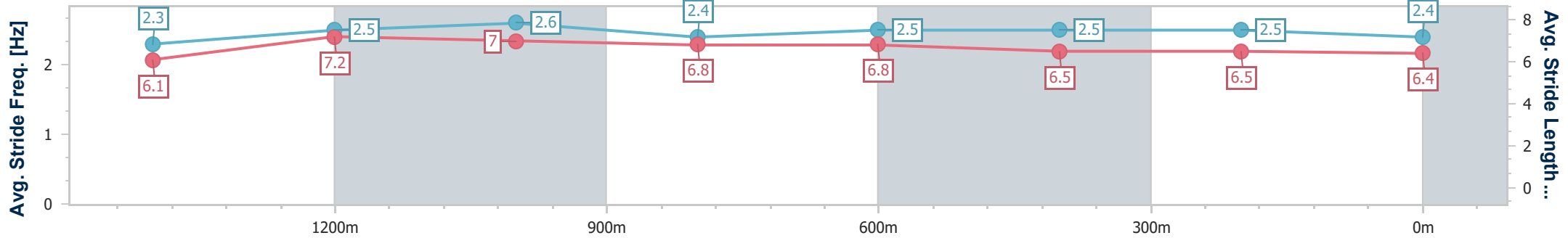
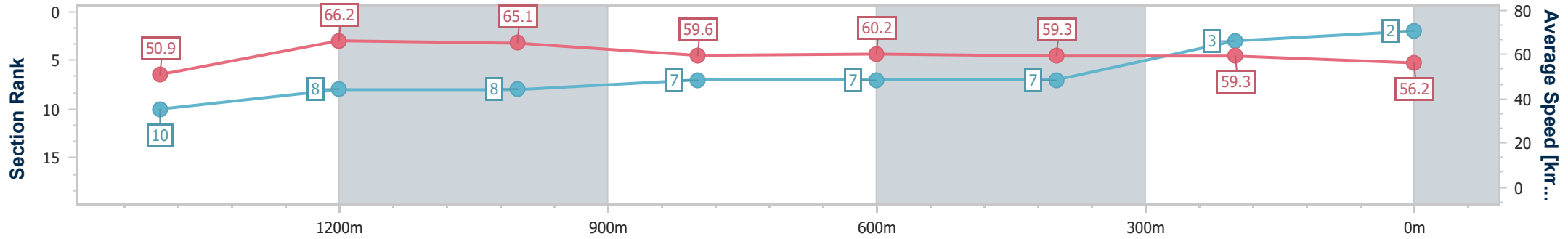
Toowoomba QLD Professional
 Race 6: HARVEY NORMAN COMMERCIAL TOOWOOMBA
 BENCHMARK 62 Handicap - 1625m



16 February 2025 - 14:50

Track Rating: Good 3, Weather: Fine , Rail Position: +2m Entire

Section	Overall	1400m	1200m	1000m	800m	600m	400m	200m
Section Times	1:39.21 [2] (0:15.80)	1:23.41 [10] (0:10.63)	1:12.78 [8] (0:11.08)	1:01.70 [8] (0:12.21)	0:49.49 [7] (0:12.06)	0:37.43 [7] (0:12.36)	0:25.07 [7] (0:12.31)	0:12.76 [3] (0:12.76)
Average Speed [km/h]	50.9	66.2	65.1	59.6	60.2	59.3	59.3	56.2
Top Speed [km/h]	68.0	68.0	66.7	61.7	62.5	59.9	60.4	58.9
Avg. Dist. to Rail [m]	4.8	3.9	2.1	2.4	3.9	4.0	2.7	1.5
Avg. Stride Freq. [Hz]	2.3	2.5	2.6	2.4	2.5	2.5	2.5	2.4
Avg. Stride Length [m]	6.1	7.2	7.0	6.8	6.8	6.5	6.5	6.4



- [] Ranking at each section and finish
- .-.- No data available at this section
- NA No data available



Horse/Jockey Name	Descending Mist
Final Rank	3
Fastest Section Time (Section)	0:11.04 (1400m)
Top Speed [km/h] (Section)	66.9 (Overall)
Race State	Finished



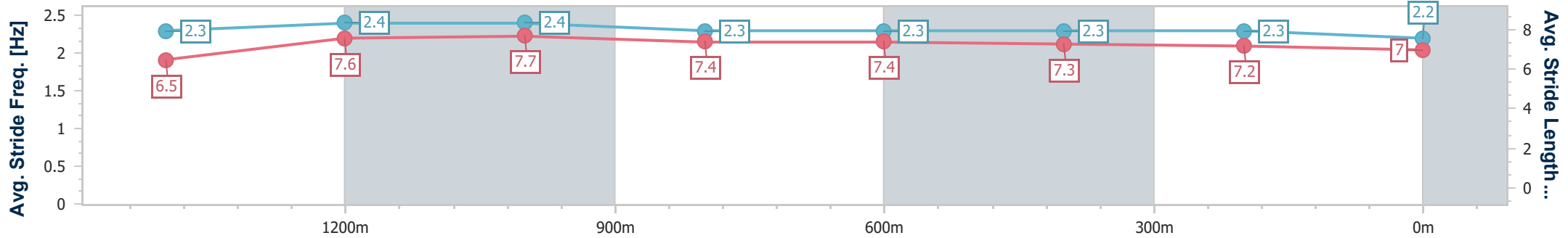
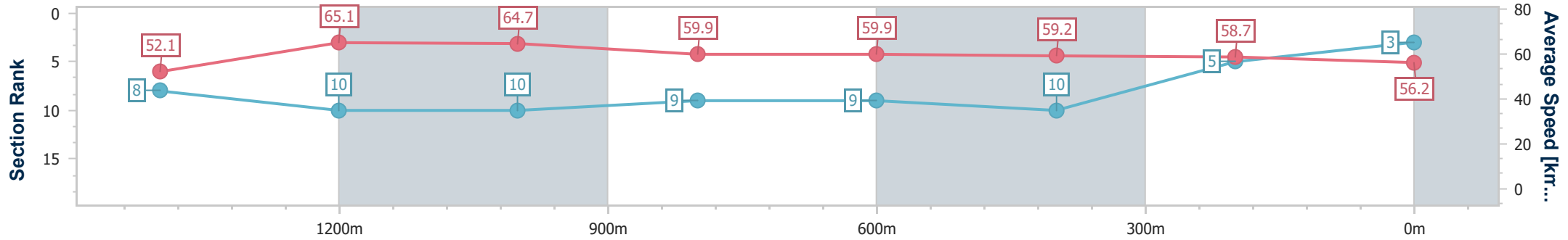
Toowoomba QLD Professional
 Race 6: HARVEY NORMAN COMMERCIAL TOOWOOMBA
 BENCHMARK 62 Handicap - 1625m



16 February 2025 - 14:50

Track Rating: Good 3, Weather: Fine , Rail Position: +2m Entire

Section	Overall	1400m	1200m	1000m	800m	600m	400m	200m					
Section Times	1:39.51 [3] (0:15.63)	1:23.88 [8] (0:11.04)	1:12.84 [10] (0:11.12)	1:01.72 [10] (0:12.14)	0:49.58 [9] (0:12.11)	0:37.47 [9] (0:12.26)	0:25.21 [10] (0:12.40)	0:12.81 [5] (0:12.81)					
Average Speed [km/h]	52.1	65.1	64.7	59.9	59.9	59.2	58.7	56.2					
Top Speed [km/h]	66.9	66.7	65.9	64.5	61.0	60.8	59.4	58.8					
Avg. Dist. to Rail [m]	4.4	0.4	1.6	2.2	2.4	1.9	3.6	4.0					
Avg. Stride Freq. [Hz]	2.3	2.4	2.4	2.3	2.3	2.3	2.3	2.2					
Avg. Stride Length [m]	6.5	7.6	7.7	7.4	7.4	7.3	7.2	7.0					



- [] Ranking at each section and finish
- .-.- No data available at this section
- NA No data available



Horse/Jockey Name	Roman Heir
Final Rank	4
Fastest Section Time (Section)	0:10.62 (1400m)
Top Speed [km/h] (Section)	69.4 (Overall)
Race State	Finished



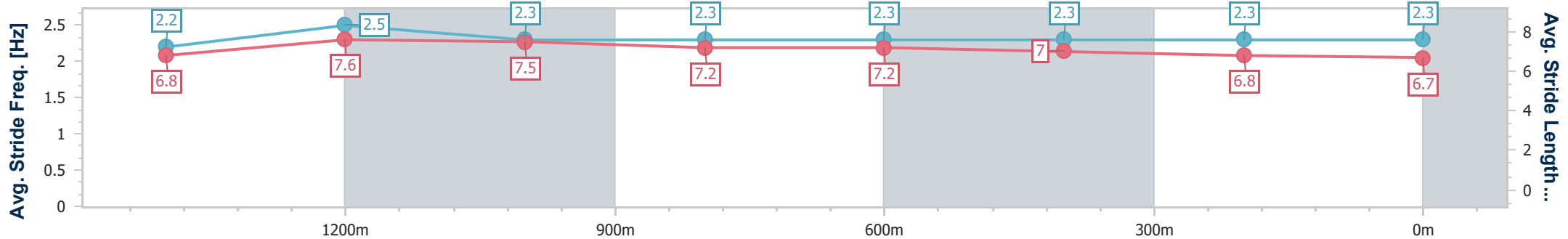
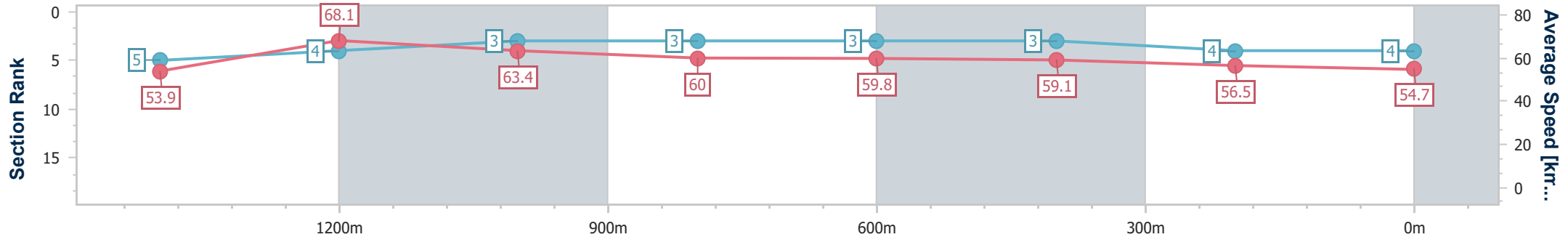
Toowoomba QLD Professional
 Race 6: HARVEY NORMAN COMMERCIAL TOOWOOMBA
 BENCHMARK 62 Handicap - 1625m



16 February 2025 - 14:50

Track Rating: Good 3, Weather: Fine , Rail Position: +2m Entire

Section	Overall	1400m	1200m	1000m	800m	600m	400m	200m						
Section Times	1:39.54 [4] (0:14.99)	1:24.55 [5] (0:10.62)	1:13.93 [4] (0:11.36)	1:02.57 [3] (0:12.10)	0:50.47 [3] (0:12.16)	0:38.31 [3] (0:12.35)	0:25.96 [3] (0:12.88)	0:13.08 [4] (0:13.08)						
Average Speed [km/h]	53.9	68.1	63.4	60.0	59.8	59.1	56.5	54.7						
Top Speed [km/h]	69.4	69.3	67.2	61.7	61.7	61.5	57.1	57.0						
Avg. Dist. to Rail [m]	1.9	1.0	3.0	2.4	3.0	2.9	2.6	0.8						
Avg. Stride Freq. [Hz]	2.2	2.5	2.3	2.3	2.3	2.3	2.3	2.3						
Avg. Stride Length [m]	6.8	7.6	7.5	7.2	7.2	7.0	6.8	6.7						



- [] Ranking at each section and finish
- .-.- No data available at this section
- NA No data available



Horse/Jockey Name	Jetpack Verdi
Final Rank	5
Fastest Section Time (Section)	0:10.86 (1400m)
Top Speed [km/h] (Section)	69.7 (1400m)
Race State	Finished



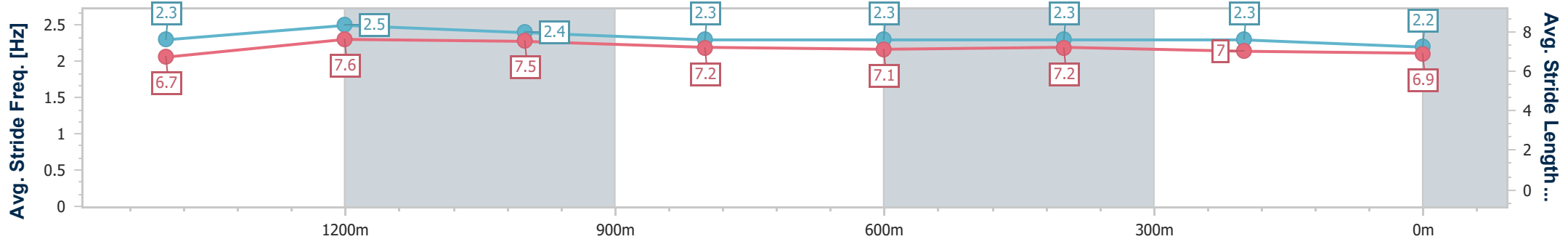
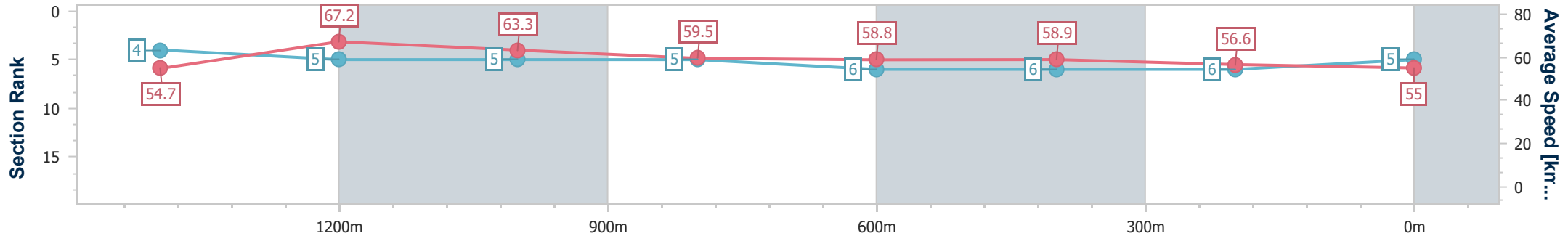
Toowoomba QLD Professional
 Race 6: HARVEY NORMAN COMMERCIAL TOOWOOMBA
 BENCHMARK 62 Handicap - 1625m



16 February 2025 - 14:50

Track Rating: Good 3, Weather: Fine , Rail Position: +2m Entire

Section	Overall	1400m	1200m	1000m	800m	600m	400m	200m					
Section Times	1:39.82 [5] (0:14.91)	1:24.91 [4] (0:10.86)	1:14.05 [5] (0:11.38)	1:02.67 [5] (0:12.19)	0:50.48 [5] (0:12.37)	0:38.11 [6] (0:12.31)	0:25.80 [6] (0:12.72)	0:13.08 [6] (0:13.08)					
Average Speed [km/h]	54.7	67.2	63.3	59.5	58.8	58.9	56.6	55.0					
Top Speed [km/h]	69.7	69.7	66.4	60.1	59.6	59.8	57.7	57.3					
Avg. Dist. to Rail [m]	2.4	2.6	2.5	2.0	2.9	1.1	0.4	0.6					
Avg. Stride Freq. [Hz]	2.3	2.5	2.4	2.3	2.3	2.3	2.3	2.2					
Avg. Stride Length [m]	6.7	7.6	7.5	7.2	7.1	7.2	7.0	6.9					



- [] Ranking at each section and finish
- .-.- No data available at this section
- NA No data available



Horse/Jockey Name	Lietuva
Final Rank	6
Fastest Section Time (Section)	0:10.52 (1400m)
Top Speed [km/h] (Section)	67.7 (Overall)
Race State	Finished



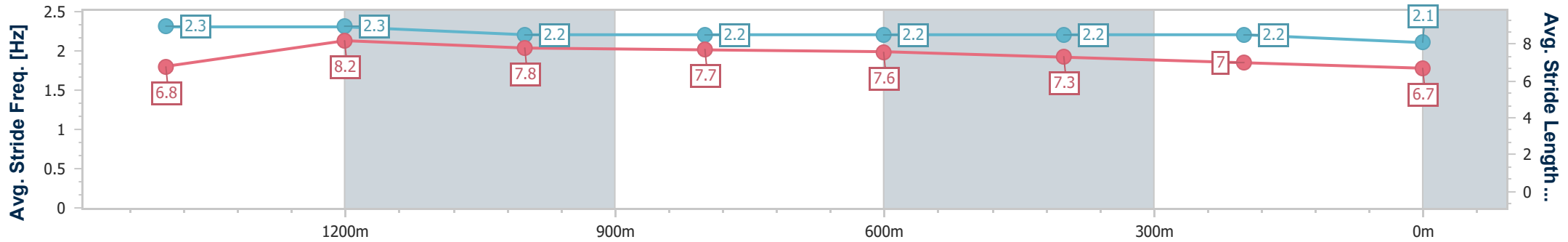
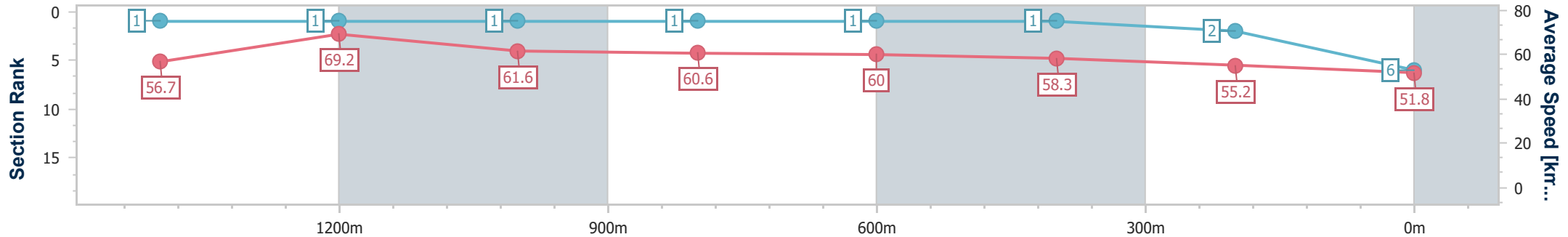
Toowoomba QLD Professional
 Race 6: HARVEY NORMAN COMMERCIAL TOOWOOMBA
 BENCHMARK 62 Handicap - 1625m



16 February 2025 - 14:50

Track Rating: Good 3, Weather: Fine , Rail Position: +2m Entire

Section	Overall	1400m	1200m	1000m	800m	600m	400m	200m
Section Times	1:39.98 [6] (0:14.46)	1:25.52 [1] (0:10.52)	1:15.00 [1] (0:11.73)	1:03.27 [1] (0:11.97)	0:51.30 [1] (0:12.04)	0:39.26 [1] (0:12.36)	0:26.90 [1] (0:12.97)	0:13.93 [2] (0:13.93)
Average Speed [km/h]	56.7	69.2	61.6	60.6	60.0	58.3	55.2	51.8
Top Speed [km/h]	67.7	67.3	64.2	61.3	61.1	60.8	56.6	53.5
Avg. Dist. to Rail [m]	7.9	2.5	2.6	1.8	1.3	0.8	1.6	2.8
Avg. Stride Freq. [Hz]	2.3	2.3	2.2	2.2	2.2	2.2	2.2	2.1
Avg. Stride Length [m]	6.8	8.2	7.8	7.7	7.6	7.3	7.0	6.7



- [] Ranking at each section and finish
- .-.- No data available at this section
- NA No data available



Horse/Jockey Name	Alfa Lily
Final Rank	7
Fastest Section Time (Section)	0:10.68 (1400m)
Top Speed [km/h] (Section)	68.7 (1400m)
Race State	Finished



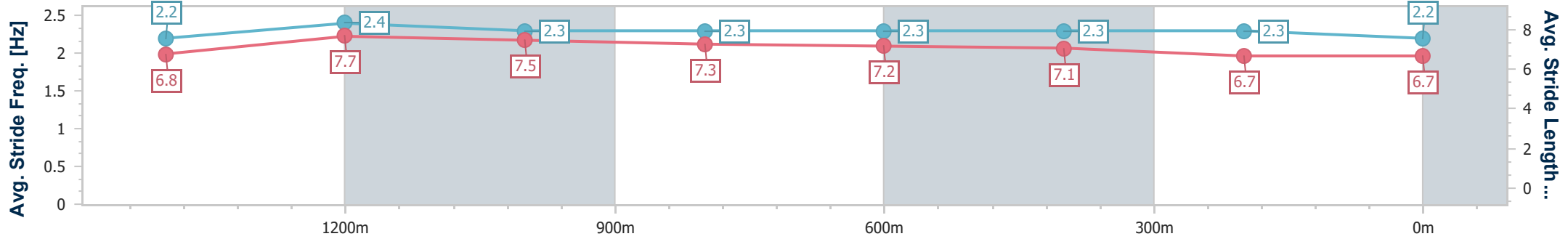
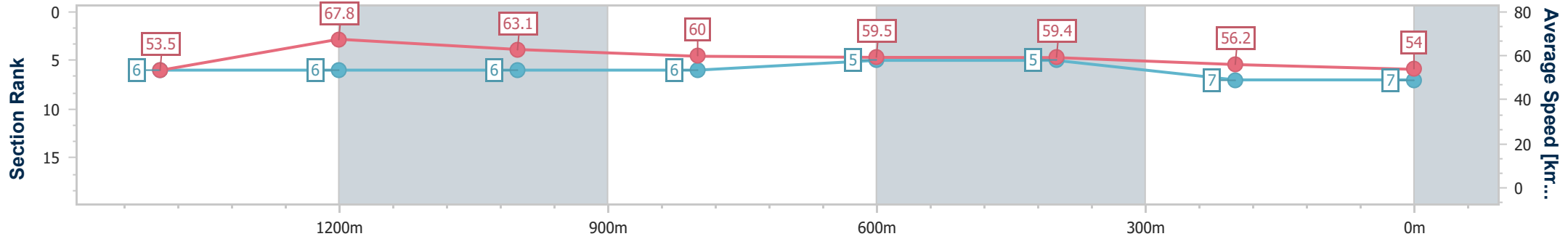
Toowoomba QLD Professional
 Race 6: HARVEY NORMAN COMMERCIAL TOWOOMBA
 BENCHMARK 62 Handicap - 1625m



16 February 2025 - 14:50

Track Rating: Good 3, Weather: Fine , Rail Position: +2m Entire

Section	Overall	1400m	1200m	1000m	800m	600m	400m	200m					
Section Times	1:40.09 [7] (0:15.25)	1:24.84 [6] (0:10.68)	1:14.16 [6] (0:11.41)	1:02.75 [6] (0:12.08)	0:50.67 [6] (0:12.13)	0:38.54 [5] (0:12.25)	0:26.29 [5] (0:12.97)	0:13.32 [7] (0:13.32)					
Average Speed [km/h]	53.5	67.8	63.1	60.0	59.5	59.4	56.2	54.0					
Top Speed [km/h]	68.4	68.7	66.4	60.9	60.7	60.9	57.4	55.5					
Avg. Dist. to Rail [m]	5.7	0.6	0.9	1.3	1.6	1.9	3.4	3.4					
Avg. Stride Freq. [Hz]	2.2	2.4	2.3	2.3	2.3	2.3	2.3	2.2					
Avg. Stride Length [m]	6.8	7.7	7.5	7.3	7.2	7.1	6.7	6.7					



- [] Ranking at each section and finish
- .-.- No data available at this section
- NA No data available



Horse/Jockey Name	Connewarre
Final Rank	8
Fastest Section Time (Section)	0:10.87 (1400m)
Top Speed [km/h] (Section)	67.6 (Overall)
Race State	Finished



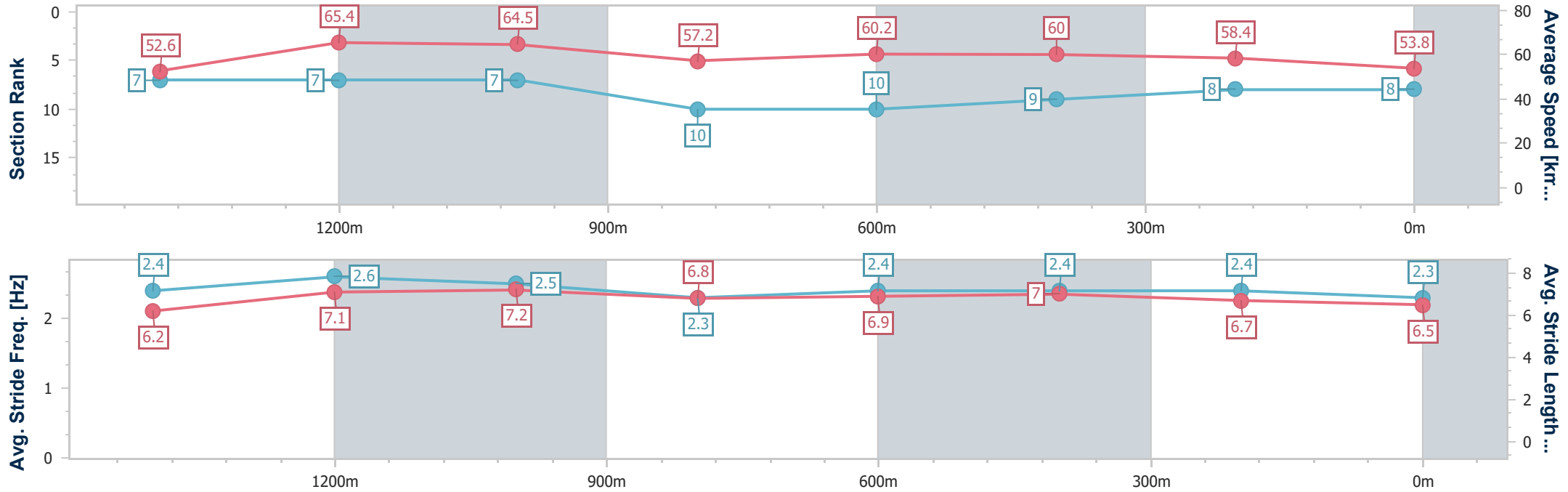
Toowoomba QLD Professional
 Race 6: HARVEY NORMAN COMMERCIAL TOOWOOMBA
 BENCHMARK 62 Handicap - 1625m



16 February 2025 - 14:50

Track Rating: Good 3, Weather: Fine , Rail Position: +2m Entire

Section	Overall	1400m	1200m	1000m	800m	600m	400m	200m
Section Times	1:40.15 [8] (0:15.46)	1:24.69 [7] (0:10.87)	1:13.82 [7] (0:11.14)	1:02.68 [7] (0:12.68)	0:50.00 [10] (0:12.02)	0:37.98 [10] (0:12.08)	0:25.90 [9] (0:12.55)	0:13.35 [8] (0:13.35)
Average Speed [km/h]	52.6	65.4	64.5	57.2	60.2	60.0	58.4	53.8
Top Speed [km/h]	67.6	67.0	65.8	61.0	62.6	61.9	60.0	56.6
Avg. Dist. to Rail [m]	3.9	1.5	0.8	1.6	1.1	1.5	5.1	6.0
Avg. Stride Freq. [Hz]	2.4	2.6	2.5	2.3	2.4	2.4	2.4	2.3
Avg. Stride Length [m]	6.2	7.1	7.2	6.8	6.9	7.0	6.7	6.5



- [] Ranking at each section and finish
- .-.- No data available at this section
- NA No data available



Horse/Jockey Name	Gulf Of Sidra
Final Rank	9
Fastest Section Time (Section)	0:10.90 (1400m)
Top Speed [km/h] (Section)	67.7 (Overall)
Race State	Finished



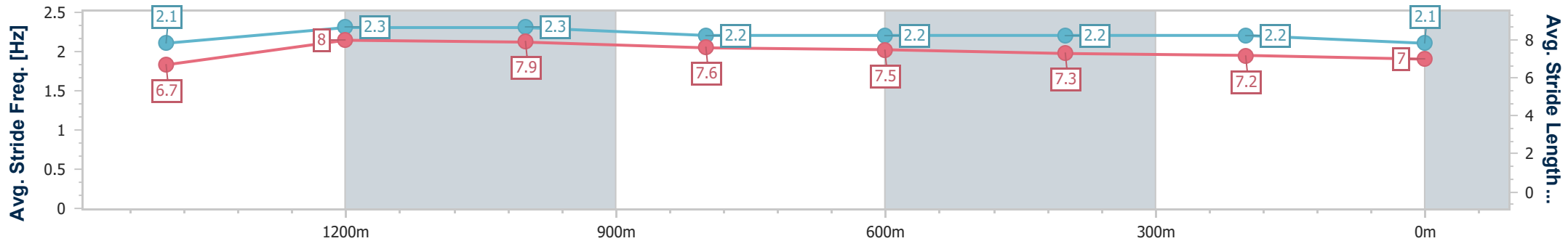
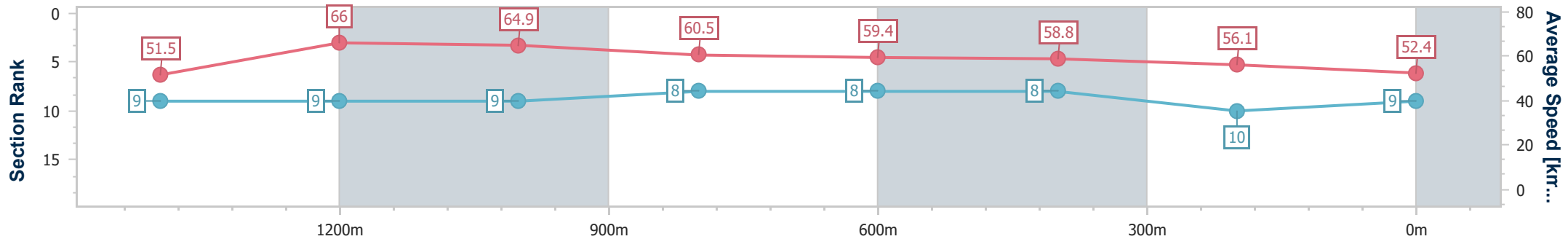
Toowoomba QLD Professional
 Race 6: HARVEY NORMAN COMMERCIAL TOOWOOMBA
 BENCHMARK 62 Handicap - 1625m



16 February 2025 - 14:50

Track Rating: Good 3, Weather: Fine , Rail Position: +2m Entire

Section	Overall	1400m	1200m	1000m	800m	600m	400m	200m
Section Times	1:40.84 [9] (0:15.76)	1:25.08 [9] (0:10.90)	1:14.18 [9] (0:11.10)	1:03.08 [9] (0:11.97)	0:51.11 [8] (0:12.19)	0:38.92 [8] (0:12.32)	0:26.60 [8] (0:12.82)	0:13.78 [10] (0:13.78)
Average Speed [km/h]	51.5	66.0	64.9	60.5	59.4	58.8	56.1	52.4
Top Speed [km/h]	67.7	67.4	65.5	64.3	60.3	60.4	56.9	55.1
Avg. Dist. to Rail [m]	4.4	0.6	1.6	1.4	1.8	0.9	0.3	1.3
Avg. Stride Freq. [Hz]	2.1	2.3	2.3	2.2	2.2	2.2	2.2	2.1
Avg. Stride Length [m]	6.7	8.0	7.9	7.6	7.5	7.3	7.2	7.0



- [] Ranking at each section and finish
- .-.- No data available at this section
- NA No data available



Horse/Jockey Name	Harmony Reigns
Final Rank	10
Fastest Section Time (Section)	0:10.92 (1400m)
Top Speed [km/h] (Section)	68.8 (Overall)
Race State	Finished



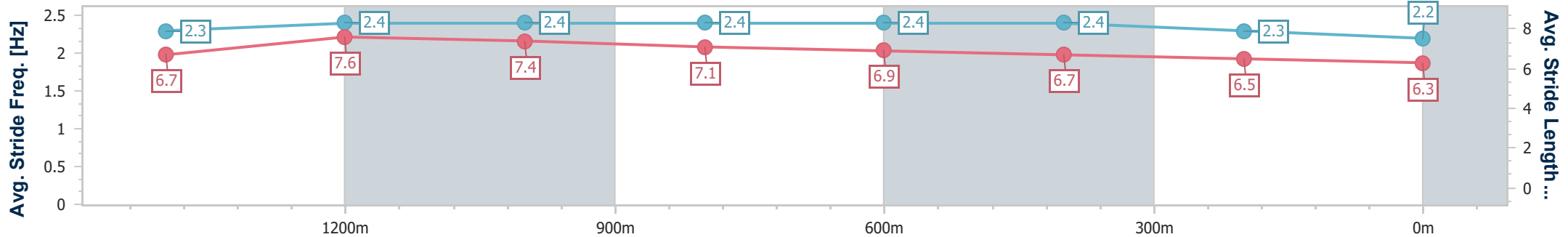
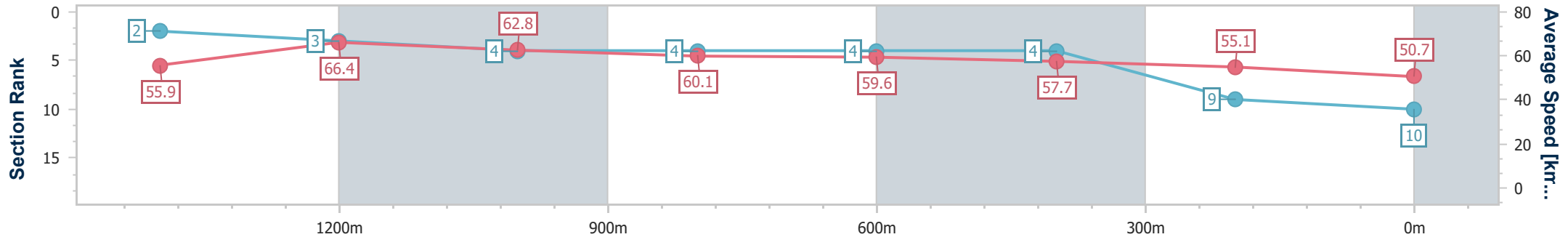
Toowoomba QLD Professional
 Race 6: HARVEY NORMAN COMMERCIAL TOOWOOMBA
 BENCHMARK 62 Handicap - 1625m



16 February 2025 - 14:50

Track Rating: Good 3, Weather: Fine , Rail Position: +2m Entire

Section	Overall	1400m	1200m	1000m	800m	600m	400m	200m
Section Times	1:41.00 [10] (0:14.62)	1:26.38 [2] (0:10.92)	1:15.46 [3] (0:11.51)	1:03.95 [4] (0:12.09)	0:51.86 [4] (0:12.12)	0:39.74 [4] (0:12.50)	0:27.24 [4] (0:13.06)	0:14.18 [9] (0:14.18)
Average Speed [km/h]	55.9	66.4	62.8	60.1	59.6	57.7	55.1	50.7
Top Speed [km/h]	68.8	67.9	64.8	60.6	60.8	59.5	56.3	53.6
Avg. Dist. to Rail [m]	4.4	1.8	2.0	2.3	1.6	0.5	1.1	1.5
Avg. Stride Freq. [Hz]	2.3	2.4	2.4	2.4	2.4	2.4	2.3	2.2
Avg. Stride Length [m]	6.7	7.6	7.4	7.1	6.9	6.7	6.5	6.3



- [] Ranking at each section and finish
- .-.- No data available at this section
- NA No data available