



Toowoomba QLD Professional

Race 8: HANNAS BENCHMARK 58 Handicap - 1300m

16 February 2025 - 16:09



Track Rating: Good 3, Weather: Fine , Rail Position: +2m Entire

Section		Overall	1200m	1000m	800m	600m	400m	Last 600m				
Field Times		1:19.45 (0:08.32)	1:11.13 (0:10.60)	1:00.53 (0:11.33)	0:49.20 (0:11.90)	0:37.30 (0:12.29)	0:25.01 (0:12.47)	0:37.30				
Rank	TAB Horse/Jockey	Barrier	Top Speed [km/h]	Fastest Section	Distance Travelled [m]							
1	8 BURNETT Kyle Wilson-Taylor	6	68.4 1200m	0:08.52 Overall	1:19.45 [1] (0:08.52)	1:10.93 [5] (0:10.66)	1:00.27 [3] (0:11.37)	0:48.90 [3] (0:11.69)	0:37.21 [2] (0:12.32)	0:24.89 [2] (0:12.35)	0:37.21	
2	7 ALL VALOUR Samantha Collett	9	68.8 1200m	0:08.76 Overall	1:19.78 [2] (0:08.76)	1:11.02 [7] (0:10.86)	1:00.16 [6] (0:11.47)	0:48.69 [6] (0:11.79)	0:36.90 [6] (0:12.05)	0:24.85 [6] (0:12.26)	0:36.90	+7
3	2 SILVER CITY Liv O'Donnell	3	67.6 1200m	0:08.38 Overall	1:20.19 [3] (0:08.38)	1:11.81 [3] (0:10.81)	1:01.00 [4] (0:11.53)	0:49.47 [5] (0:11.86)	0:37.61 [5] (0:12.22)	0:25.39 [4] (0:12.53)	0:37.61	+3
4	1 I PROMISE YOU Kelsey Lenton	10	69.2 1200m	0:08.32 Overall	1:20.45 [4] (0:08.32)	1:12.13 [1] (0:10.60)	1:01.53 [1] (0:11.33)	0:50.20 [1] (0:11.90)	0:38.30 [1] (0:12.29)	0:26.01 [1] (0:12.65)	0:38.30	-3
5	9 ROWDASH Olivia Kendal	1	66.6 1200m	0:08.71 Overall	1:20.51 [5] (0:08.71)	1:11.80 [6] (0:11.08)	1:00.72 [7] (0:11.45)	0:49.27 [7] (0:11.83)	0:37.44 [7] (0:11.94)	0:25.50 [7] (0:12.54)	0:37.44	-4
6	12 ALONTRO Justin Stanley	2	67.4 1200m	0:08.38 Overall	1:20.61 [6] (0:08.38)	1:12.23 [2] (0:10.83)	1:01.40 [5] (0:11.51)	0:49.89 [4] (0:11.85)	0:38.04 [4] (0:12.24)	0:25.80 [5] (0:12.61)	0:38.04	-2
7	10 KENSAL GREEN Hannah Richardson	7	67.1 1200m	0:09.09 Overall	1:21.14 [7] (0:09.09)	1:12.05 [9] (0:11.09)	1:00.96 [8] (0:11.47)	0:49.49 [8] (0:11.79)	0:37.70 [8] (0:12.32)	0:25.38 [8] (0:12.47)	0:37.70	-3
8	4 MASTER GEE Jace McMurray	5	68.2 1200m	0:08.38 Overall	1:21.26 [8] (0:08.38)	1:12.88 [3] (0:10.78)	1:02.10 [2] (0:11.31)	0:50.79 [2] (0:11.86)	0:38.93 [3] (0:12.43)	0:26.50 [3] (0:12.77)	0:38.93	+5
9	14 HUMAN TOUCH Angela Jones	8	66.8 1200m	0:09.54 Overall	1:21.81 [9] (0:09.54)	1:12.27 [10] (0:11.41)	1:00.86 [9] (0:11.26)	0:49.60 [9] (0:11.62)	0:37.98 [9] (0:12.13)	0:25.85 [9] (0:12.36)	0:37.98	-4
10	6 MYSTERY POWER Cobi Vitler	4	63.6 1000m	0:08.89 Overall	1:23.07 [10] (0:08.89)	1:14.18 [8] (0:12.91)	1:01.27 [10] (0:11.42)	0:49.85 [10] (0:11.81)	0:38.04 [10] (0:12.25)	0:25.79 [10] (0:12.49)	0:38.04	-1

Scratched: Stormtrooper (#15), Almighty Rising (#11), Better Yet (#3), Worthy Essgee (#5), Romantic Thoughts (#17), Clubhouse (#13), Basil's Gift (#16), Jubilant (#18)

[] Ranking at each section and finish
 -:-:- No data available at this section
 NA No data available

SCN Saddle cloth number
 DNF Did not finish
 DNT Did not track



Toowoomba QLD Professional

Race 8: HANNAS BENCHMARK 58 Handicap - 1300m

16 February 2025 - 16:09



Track Rating: Good 3, Weather: Fine , Rail Position: +2m Entire

Section				200m				Last 600m	
Field Times				0:12.54 (0:12.54)				0:37.30	
Rank	TAB	Horse/Jockey	Barrier	Top Speed [km/h]	Fastest Section	Margin			Distance Travelled [m]
1	8	BURNETT Kyle Wilson-Taylor	6	68.4 1200m	0:08.52 Overall	0:12.54 [1] (0:12.54)	1:19.45		0:37.21
2	7	ALL VALOUR Samantha Collett	9	68.8 1200m	0:08.76 Overall	0:12.59 [3] (0:12.59)	1.8L		0:36.90 +7
3	2	SILVER CITY Liv O'Donnell	3	67.6 1200m	0:08.38 Overall	0:12.86 [4] (0:12.86)	4.1L		0:37.61 +3
4	1	I PROMISE YOU Kelsey Lenton	10	69.2 1200m	0:08.32 Overall	0:13.36 [2] (0:13.36)	5.6L		0:38.30 -3
5	9	ROWDASH Olivia Kendal	1	66.6 1200m	0:08.71 Overall	0:12.96 [7] (0:12.96)	5.8L		0:37.44 -4
6	12	ALONTRO Justin Stanley	2	67.4 1200m	0:08.38 Overall	0:13.19 [5] (0:13.19)	6.3L		0:38.04 -2
7	10	KENSAL GREEN Hannah Richardson	7	67.1 1200m	0:09.09 Overall	0:12.91 [8] (0:12.91)	9.3L		0:37.70 -3
8	4	MASTER GEE Jace McMurray	5	68.2 1200m	0:08.38 Overall	0:13.73 [6] (0:13.73)	9.8L		0:38.93 +5
9	14	HUMAN TOUCH Angela Jones	8	66.8 1200m	0:09.54 Overall	0:13.49 [9] (0:13.49)	12.8L		0:37.98 -4
10	6	MYSTERY POWER Cobi Vitler	4	63.6 1000m	0:08.89 Overall	0:13.30 [10] (0:13.30)	20.1L		0:38.04 -1

Scratched: Stormtrooper (#15), Almighty Rising (#11), Better Yet (#3), Worthy Essgee (#5), Romantic Thoughts (#17), Clubhouse (#13), Basil's Gift (#16), Jubilant (#18)

Report Created: Sun 16 February 2025 16:23 GMT (Note: Timing is based on position data)

Page 2/12

[] Ranking at each section and finish
 -:-:- No data available at this section
 NA No data available

SCN Saddle cloth number
 DNF Did not finish
 DNT Did not track

data processed by TRIPLESDATA



Horse/Jockey Name	Burnett
Final Rank	1
Fastest Section Time (Section)	0:08.52 (Overall)
Top Speed [km/h] (Section)	68.4 (1200m)
Race State	Finished



Toowoomba QLD Professional

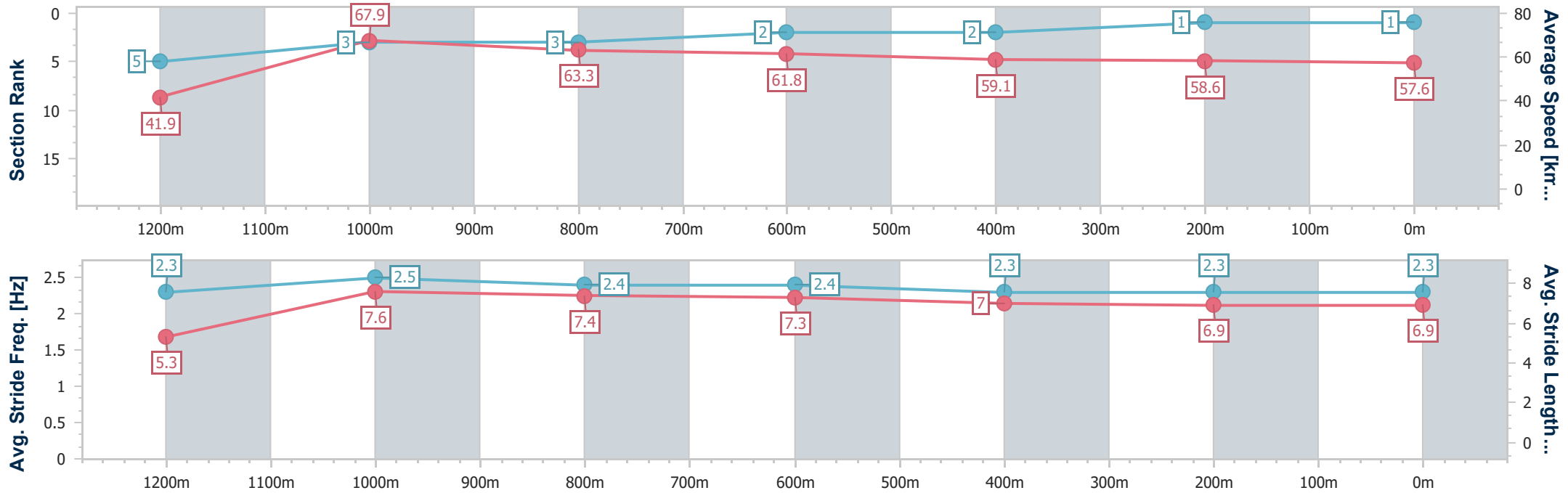
Race 8: HANNAS BENCHMARK 58 Handicap - 1300m

16 February 2025 - 16:09



Track Rating: Good 3, Weather: Fine , Rail Position: +2m Entire

Section	Overall	1200m	1000m	800m	600m	400m	200m
Section Times	1:19.45 [1] (0:08.52)	1:10.93 [5] (0:10.66)	1:00.27 [3] (0:11.37)	0:48.90 [3] (0:11.69)	0:37.21 [2] (0:12.32)	0:24.89 [2] (0:12.35)	0:12.54 [1] (0:12.54)
Average Speed [km/h]	41.9	67.9	63.3	61.8	59.1	58.6	57.6
Top Speed [km/h]	66.1	68.4	65.0	63.6	61.2	59.1	59.1
Avg. Dist. to Rail [m]	6.7	1.4	0.2	1.6	2.5	1.8	1.1
Avg. Stride Freq. [Hz]	2.3	2.5	2.4	2.4	2.3	2.3	2.3
Avg. Stride Length [m]	5.3	7.6	7.4	7.3	7.0	6.9	6.9



- [] Ranking at each section and finish
- .-.- No data available at this section
- NA No data available



Horse/Jockey Name	All Valour
Final Rank	2
Fastest Section Time (Section)	0:08.76 (Overall)
Top Speed [km/h] (Section)	68.8 (1200m)
Race State	Finished



Toowoomba QLD Professional

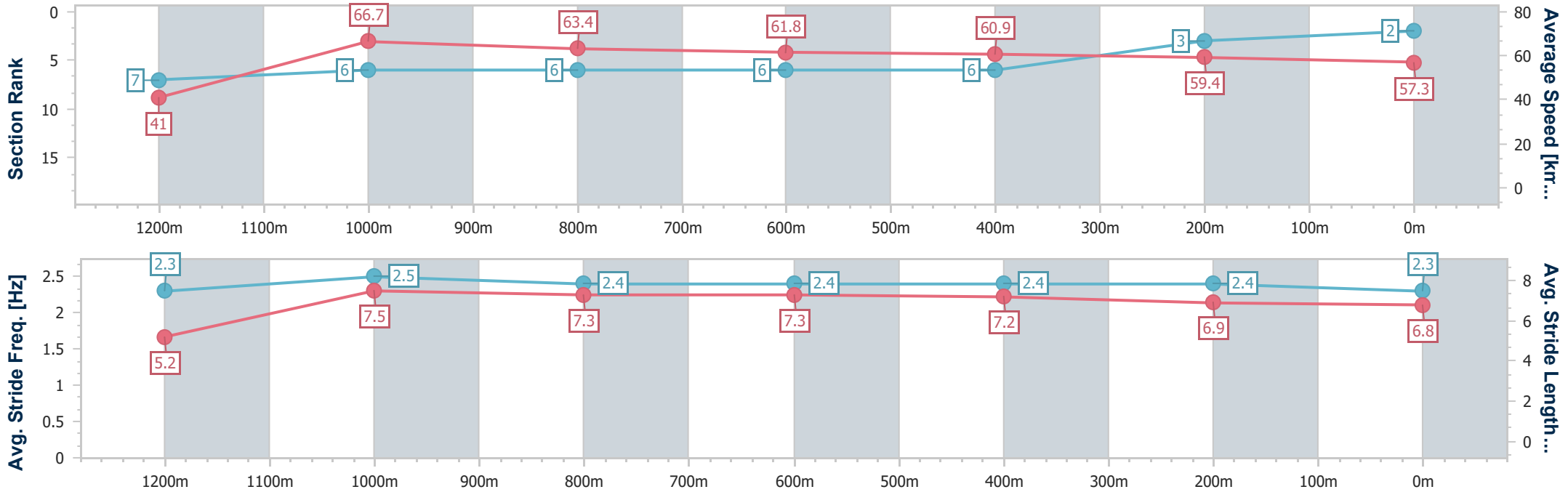
Race 8: HANNAS BENCHMARK 58 Handicap - 1300m

16 February 2025 - 16:09



Track Rating: Good 3, Weather: Fine , Rail Position: +2m Entire

Section	Overall	1200m	1000m	800m	600m	400m	200m
Section Times	1:19.78 [2] (0:08.76)	1:11.02 [7] (0:10.86)	1:00.16 [6] (0:11.47)	0:48.69 [6] (0:11.79)	0:36.90 [6] (0:12.05)	0:24.85 [6] (0:12.26)	0:12.59 [3] (0:12.59)
Average Speed [km/h]	41.0	66.7	63.4	61.8	60.9	59.4	57.3
Top Speed [km/h]	63.8	68.8	65.5	62.4	62.9	61.2	58.9
Avg. Dist. to Rail [m]	11.0	3.4	2.5	3.7	4.0	2.9	0.7
Avg. Stride Freq. [Hz]	2.3	2.5	2.4	2.4	2.4	2.4	2.3
Avg. Stride Length [m]	5.2	7.5	7.3	7.3	7.2	6.9	6.8



- [] Ranking at each section and finish
- .-.- No data available at this section
- NA No data available



Horse/Jockey Name	Silver City
Final Rank	3
Fastest Section Time (Section)	0:08.38 (Overall)
Top Speed [km/h] (Section)	67.6 (1200m)
Race State	Finished



Toowoomba QLD Professional

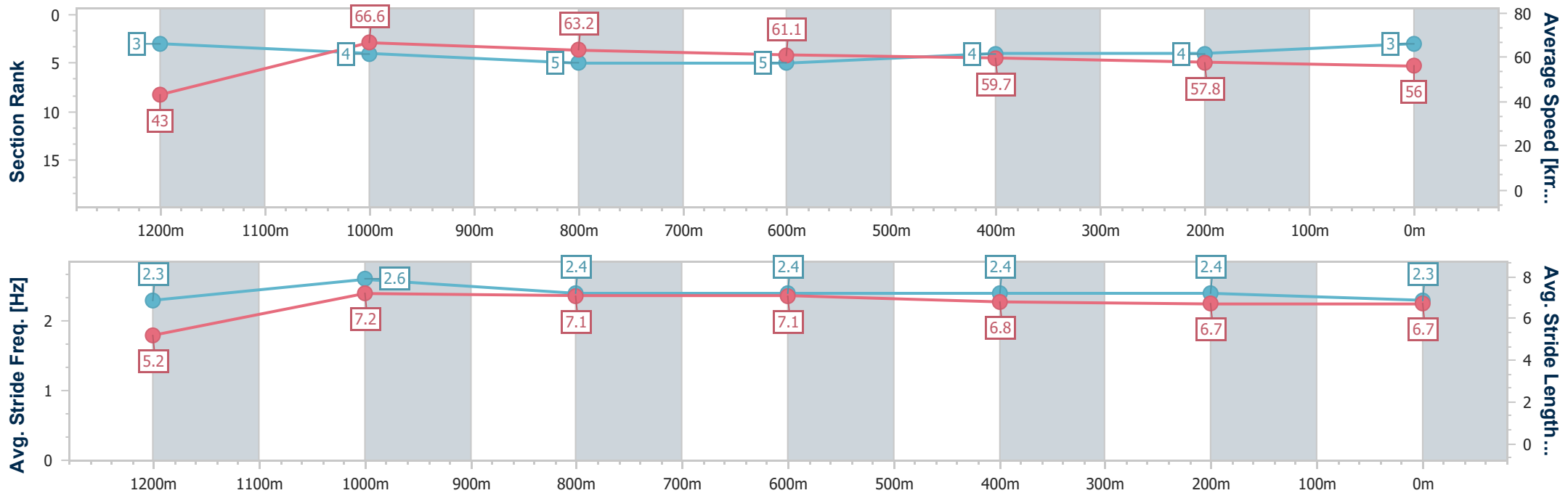
Race 8: HANNAS BENCHMARK 58 Handicap - 1300m

16 February 2025 - 16:09

Track Rating: Good 3, Weather: Fine , Rail Position: +2m Entire



Section	Overall	1200m	1000m	800m	600m	400m	200m
Section Times	1:20.19 [3] (0:08.38)	1:11.81 [3] (0:10.81)	1:01.00 [4] (0:11.53)	0:49.47 [5] (0:11.86)	0:37.61 [5] (0:12.22)	0:25.39 [4] (0:12.53)	0:12.86 [4] (0:12.86)
Average Speed [km/h]	43.0	66.6	63.2	61.1	59.7	57.8	56.0
Top Speed [km/h]	64.8	67.6	66.7	61.8	61.6	58.7	56.2
Avg. Dist. to Rail [m]	5.7	3.1	3.3	2.5	2.4	1.1	1.9
Avg. Stride Freq. [Hz]	2.3	2.6	2.4	2.4	2.4	2.4	2.3
Avg. Stride Length [m]	5.2	7.2	7.1	7.1	6.8	6.7	6.7



- [] Ranking at each section and finish
- .-.- No data available at this section
- NA No data available



Horse/Jockey Name	I Promise You
Final Rank	4
Fastest Section Time (Section)	0:08.32 (Overall)
Top Speed [km/h] (Section)	69.2 (1200m)
Race State	Finished



Toowoomba QLD Professional

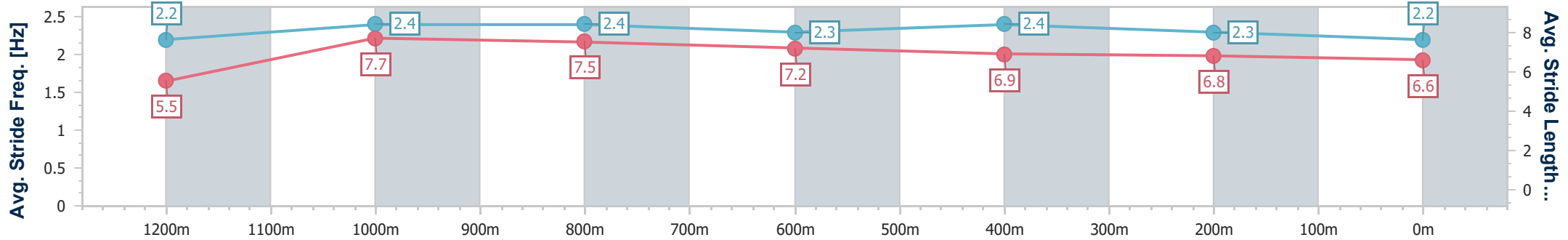
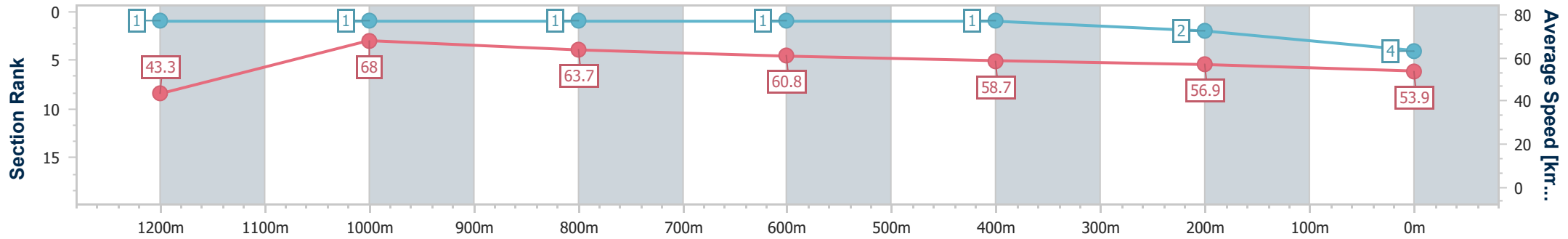
Race 8: HANNAS BENCHMARK 58 Handicap - 1300m

16 February 2025 - 16:09



Track Rating: Good 3, Weather: Fine , Rail Position: +2m Entire

Section	Overall	1200m	1000m	800m	600m	400m	200m
Section Times	1:20.45 [4] (0:08.32)	1:12.13 [1] (0:10.60)	1:01.53 [1] (0:11.33)	0:50.20 [1] (0:11.90)	0:38.30 [1] (0:12.29)	0:26.01 [1] (0:12.65)	0:13.36 [2] (0:13.36)
Average Speed [km/h]	43.3	68.0	63.7	60.8	58.7	56.9	53.9
Top Speed [km/h]	65.9	69.2	66.6	61.9	60.4	58.5	55.8
Avg. Dist. to Rail [m]	10.1	4.2	0.9	1.0	0.5	0.4	0.8
Avg. Stride Freq. [Hz]	2.2	2.4	2.4	2.3	2.4	2.3	2.2
Avg. Stride Length [m]	5.5	7.7	7.5	7.2	6.9	6.8	6.6



- [] Ranking at each section and finish
- .-.- No data available at this section
- NA No data available



Horse/Jockey Name	Rowdash
Final Rank	5
Fastest Section Time (Section)	0:08.71 (Overall)
Top Speed [km/h] (Section)	66.6 (1200m)
Race State	Finished



Toowoomba QLD Professional

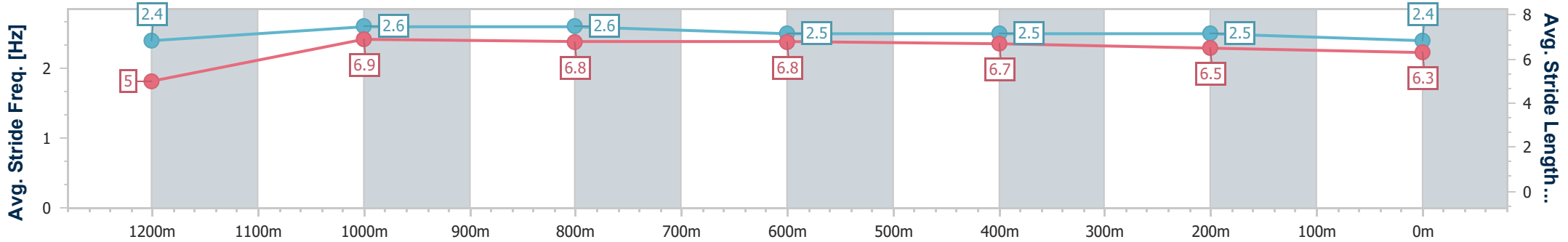
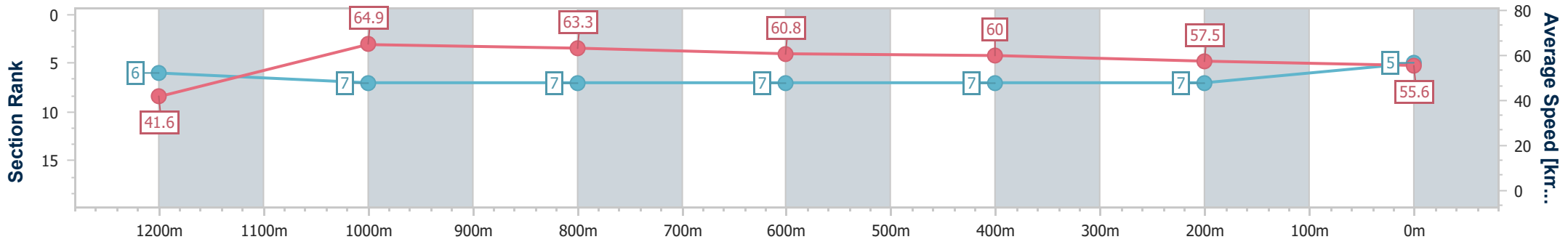
Race 8: HANNAS BENCHMARK 58 Handicap - 1300m

16 February 2025 - 16:09



Track Rating: Good 3, Weather: Fine , Rail Position: +2m Entire

Section	Overall	1200m	1000m	800m	600m	400m	200m
Section Times	1:20.51 [5] (0:08.71)	1:11.80 [6] (0:11.08)	1:00.72 [7] (0:11.45)	0:49.27 [7] (0:11.83)	0:37.44 [7] (0:11.94)	0:25.50 [7] (0:12.54)	0:12.96 [7] (0:12.96)
Average Speed [km/h]	41.6	64.9	63.3	60.8	60.0	57.5	55.6
Top Speed [km/h]	62.5	66.6	66.2	61.9	61.9	59.1	56.4
Avg. Dist. to Rail [m]	5.8	3.1	2.3	0.5	0.8	1.0	3.2
Avg. Stride Freq. [Hz]	2.4	2.6	2.6	2.5	2.5	2.5	2.4
Avg. Stride Length [m]	5.0	6.9	6.8	6.8	6.7	6.5	6.3



- [] Ranking at each section and finish
- .-.- No data available at this section
- NA No data available



Horse/Jockey Name	Alontro
Final Rank	6
Fastest Section Time (Section)	0:08.38 (Overall)
Top Speed [km/h] (Section)	67.4 (1200m)
Race State	Finished



Toowoomba QLD Professional

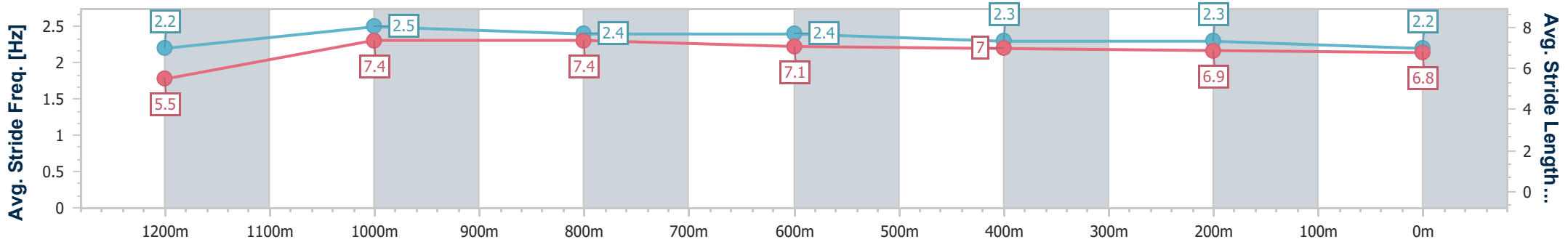
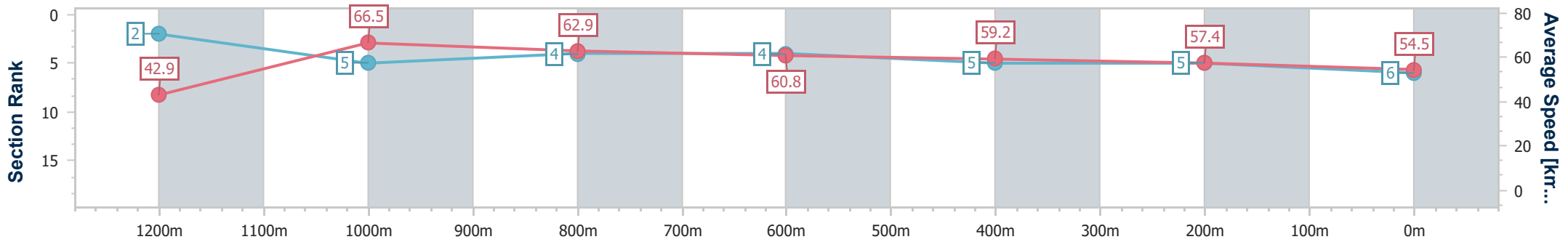
Race 8: HANNAS BENCHMARK 58 Handicap - 1300m

16 February 2025 - 16:09

Track Rating: Good 3, Weather: Fine , Rail Position: +2m Entire



Section	Overall	1200m	1000m	800m	600m	400m	200m
Section Times	1:20.61 [6] (0:08.38)	1:12.23 [2] (0:10.83)	1:01.40 [5] (0:11.51)	0:49.89 [4] (0:11.85)	0:38.04 [4] (0:12.24)	0:25.80 [5] (0:12.61)	0:13.19 [5] (0:13.19)
Average Speed [km/h]	42.9	66.5	62.9	60.8	59.2	57.4	54.5
Top Speed [km/h]	64.0	67.4	64.9	61.7	61.2	58.8	55.5
Avg. Dist. to Rail [m]	4.0	1.0	1.0	1.1	1.2	0.8	1.6
Avg. Stride Freq. [Hz]	2.2	2.5	2.4	2.4	2.3	2.3	2.2
Avg. Stride Length [m]	5.5	7.4	7.4	7.1	7.0	6.9	6.8



- [] Ranking at each section and finish
- .-.- No data available at this section
- NA No data available



Horse/Jockey Name	Kensal Green
Final Rank	7
Fastest Section Time (Section)	0:09.09 (Overall)
Top Speed [km/h] (Section)	67.1 (1200m)
Race State	Finished



Toowoomba QLD Professional

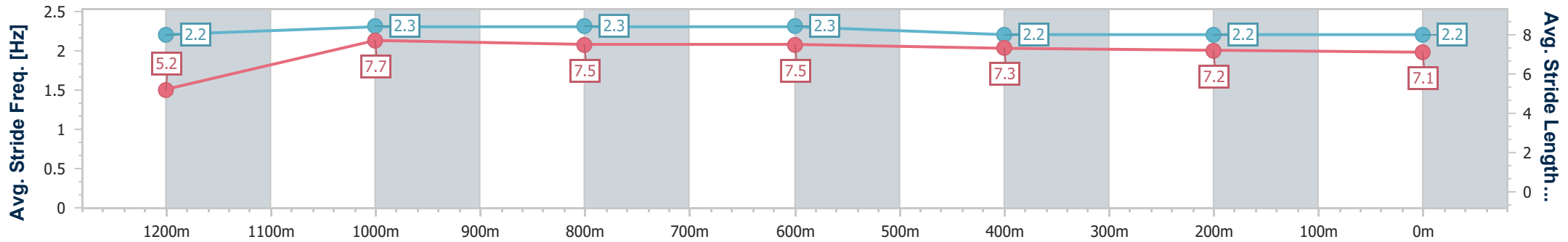
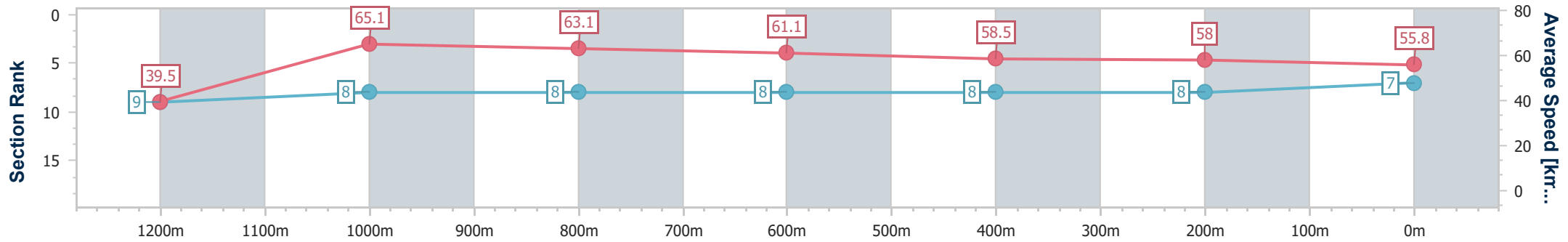
Race 8: HANNAS BENCHMARK 58 Handicap - 1300m

16 February 2025 - 16:09

Track Rating: Good 3, Weather: Fine , Rail Position: +2m Entire



Section	Overall	1200m	1000m	800m	600m	400m	200m
Section Times	1:21.14 [7] (0:09.09)	1:12.05 [9] (0:11.09)	1:00.96 [8] (0:11.47)	0:49.49 [8] (0:11.79)	0:37.70 [8] (0:12.32)	0:25.38 [8] (0:12.47)	0:12.91 [8] (0:12.91)
Average Speed [km/h]	39.5	65.1	63.1	61.1	58.5	58.0	55.8
Top Speed [km/h]	62.2	67.1	65.1	62.4	60.8	58.7	57.0
Avg. Dist. to Rail [m]	6.8	2.6	1.1	0.6	0.9	0.5	0.5
Avg. Stride Freq. [Hz]	2.2	2.3	2.3	2.3	2.2	2.2	2.2
Avg. Stride Length [m]	5.2	7.7	7.5	7.5	7.3	7.2	7.1



- [] Ranking at each section and finish
- .-.- No data available at this section
- NA No data available



Horse/Jockey Name	Master Gee
Final Rank	8
Fastest Section Time (Section)	0:08.38 (Overall)
Top Speed [km/h] (Section)	68.2 (1200m)
Race State	Finished



Toowoomba QLD Professional

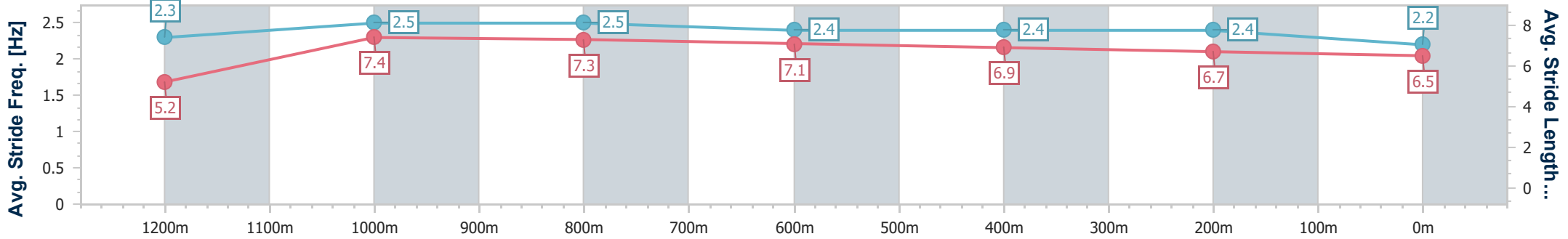
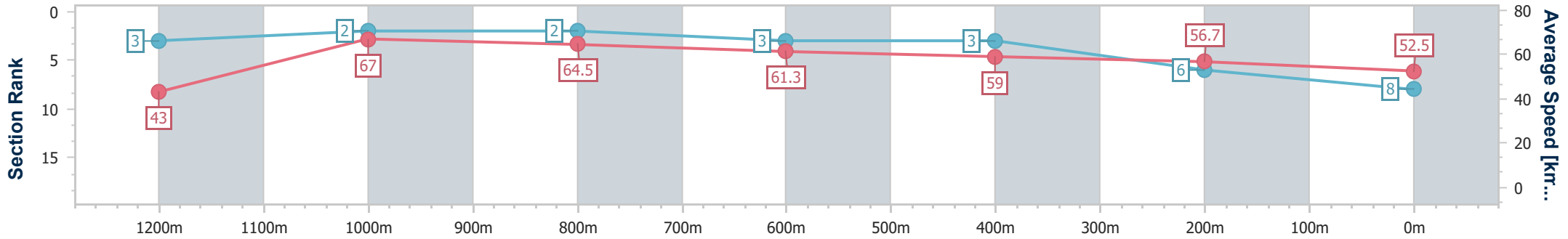
Race 8: HANNAS BENCHMARK 58 Handicap - 1300m

16 February 2025 - 16:09



Track Rating: Good 3, Weather: Fine , Rail Position: +2m Entire

Section	Overall	1200m	1000m	800m	600m	400m	200m
Section Times	1:21.26 [8] (0:08.38)	1:12.88 [3] (0:10.78)	1:02.10 [2] (0:11.31)	0:50.79 [2] (0:11.86)	0:38.93 [3] (0:12.43)	0:26.50 [3] (0:12.77)	0:13.73 [6] (0:13.73)
Average Speed [km/h]	43.0	67.0	64.5	61.3	59.0	56.7	52.5
Top Speed [km/h]	65.0	68.2	66.5	63.3	61.2	58.7	56.3
Avg. Dist. to Rail [m]	7.5	4.6	3.4	3.1	3.6	2.5	3.8
Avg. Stride Freq. [Hz]	2.3	2.5	2.5	2.4	2.4	2.4	2.2
Avg. Stride Length [m]	5.2	7.4	7.3	7.1	6.9	6.7	6.5



- [] Ranking at each section and finish
- .-.- No data available at this section
- NA No data available



Horse/Jockey Name	Human Touch
Final Rank	9
Fastest Section Time (Section)	0:09.54 (Overall)
Top Speed [km/h] (Section)	66.8 (1200m)
Race State	Finished



Toowoomba QLD Professional

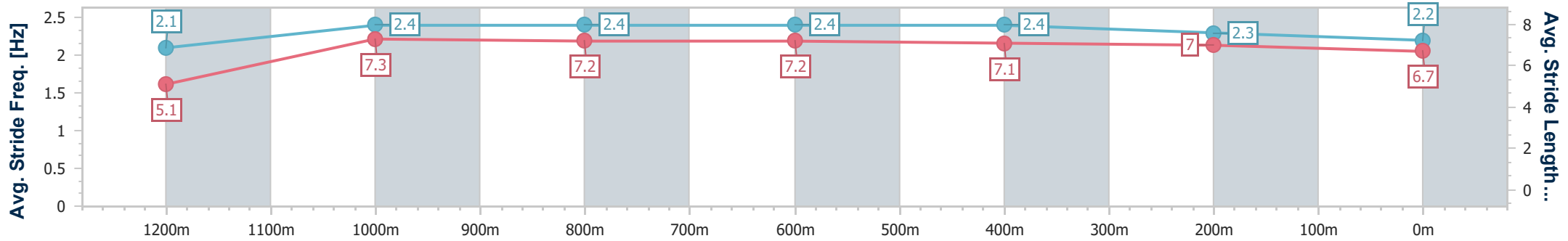
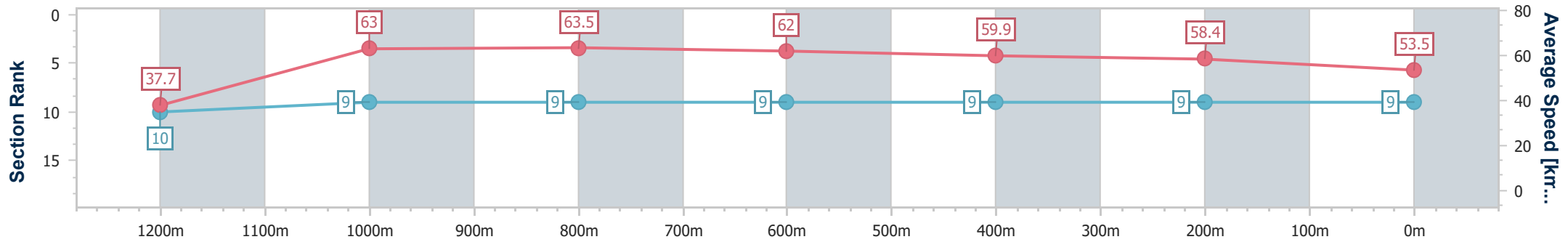
Race 8: HANNAS BENCHMARK 58 Handicap - 1300m

16 February 2025 - 16:09

Track Rating: Good 3, Weather: Fine , Rail Position: +2m Entire



Section	Overall	1200m	1000m	800m	600m	400m	200m
Section Times	1:21.81 [9] (0:09.54)	1:12.27 [10] (0:11.41)	1:00.86 [9] (0:11.26)	0:49.60 [9] (0:11.62)	0:37.98 [9] (0:12.13)	0:25.85 [9] (0:12.36)	0:13.49 [9] (0:13.49)
Average Speed [km/h]	37.7	63.0	63.5	62.0	59.9	58.4	53.5
Top Speed [km/h]	60.7	66.8	66.0	62.8	62.3	59.6	57.3
Avg. Dist. to Rail [m]	3.6	2.9	2.3	1.2	1.9	1.3	1.4
Avg. Stride Freq. [Hz]	2.1	2.4	2.4	2.4	2.4	2.3	2.2
Avg. Stride Length [m]	5.1	7.3	7.2	7.2	7.1	7.0	6.7



- [] Ranking at each section and finish
- .-.- No data available at this section
- NA No data available



Horse/Jockey Name	Mystery Power
Final Rank	10
Fastest Section Time (Section)	0:08.89 (Overall)
Top Speed [km/h] (Section)	63.6 (1000m)
Race State	Finished



Toowoomba QLD Professional

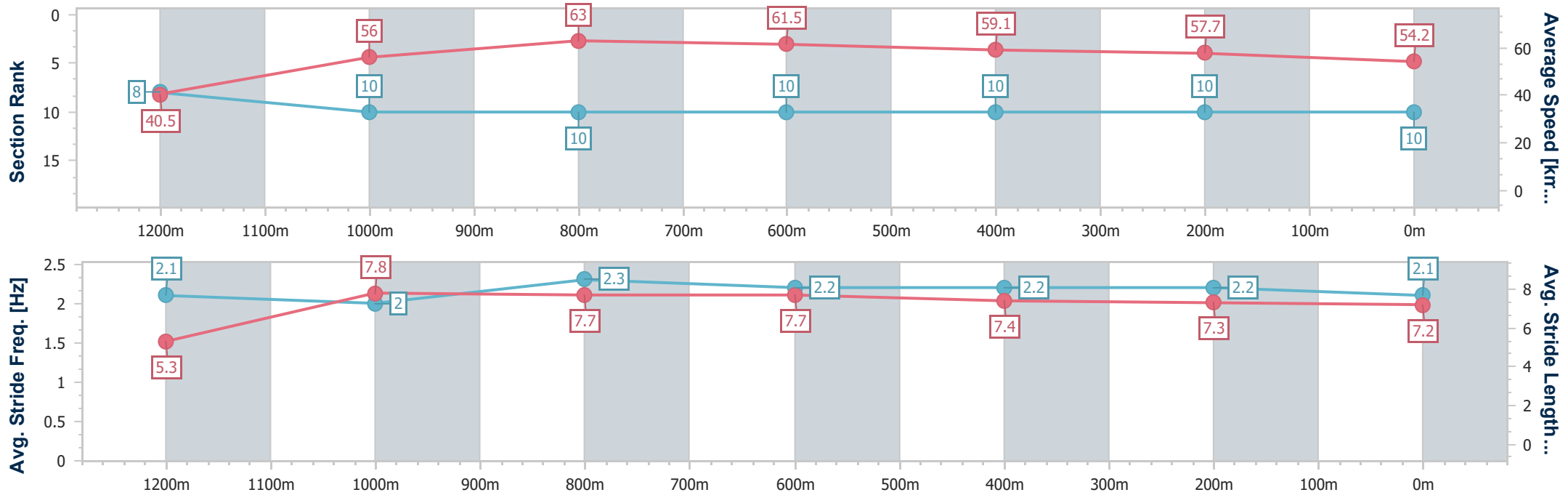
Race 8: HANNAS BENCHMARK 58 Handicap - 1300m

16 February 2025 - 16:09

Track Rating: Good 3, Weather: Fine , Rail Position: +2m Entire



Section	Overall	1200m	1000m	800m	600m	400m	200m
Section Times	1:23.07 [10] (0:08.89)	1:14.18 [8] (0:12.91)	1:01.27 [10] (0:11.42)	0:49.85 [10] (0:11.81)	0:38.04 [10] (0:12.25)	0:25.79 [10] (0:12.49)	0:13.30 [10] (0:13.30)
Average Speed [km/h]	40.5	56.0	63.0	61.5	59.1	57.7	54.2
Top Speed [km/h]	54.3	63.0	63.6	62.3	60.9	58.7	56.6
Avg. Dist. to Rail [m]	6.3	3.0	0.9	2.2	1.5	0.5	1.1
Avg. Stride Freq. [Hz]	2.1	2.0	2.3	2.2	2.2	2.2	2.1
Avg. Stride Length [m]	5.3	7.8	7.7	7.7	7.4	7.3	7.2



- [] Ranking at each section and finish
- .-.- No data available at this section
- NA No data available