



Toowoomba QLD Professional

Race 10: CARPET ONE TOWOOMBA BENCHMARK 70 Handicap - 1200m

16 February 2025 - 17:21



Track Rating: Good 3, Weather: Fine , Rail Position: +2m Entire

Section		Overall	1000m	800m	600m	400m	200m	Last 600m					
Field Times		1:12.86 (0:13.78)	0:59.08 (0:10.92)	0:48.16 (0:11.52)	0:36.64 (0:12.25)	0:24.39 (0:12.05)	0:12.34 (0:12.34)	0:36.64					
Rank	TAB Horse/Jockey	Barrier	Top Speed [km/h]	Fastest Section								Margin	Distance Travelled [m]
1	6 MEAN APPROACH Les Tilley	8	68.9 1000m	0:10.94 1000m	1:12.86 [1] (0:13.90)	0:58.96 [6] (0:10.94)	0:48.02 [2] (0:11.50)	0:36.52 [2] (0:12.15)	0:24.37 [2] (0:12.03)	0:12.34 [1] (0:12.34)	1:12.86	0:36.52	
2	12 INLANDA Bailey Wheeler	1	67.5 Overall	0:11.01 1000m	1:12.96 [2] (0:13.88)	0:59.08 [3] (0:11.01)	0:48.07 [4] (0:11.60)	0:36.47 [3] (0:12.23)	0:24.24 [5] (0:12.13)	0:12.11 [2] (0:12.11)	0.5L	0:36.47	+3
3	8 CRACKER ESSGEE Cobi Vitler	10	66.0 1000m	0:11.16 1000m	1:13.11 [3] (0:14.42)	0:58.69 [10] (0:11.16)	0:47.53 [10] (0:11.78)	0:35.75 [10] (0:11.80)	0:23.95 [10] (0:12.05)	0:11.90 [7] (0:11.90)	1.3L	0:35.75	+6
4	7 SUPER QUICK Justin Stanley	7	67.1 1000m	0:11.12 1000m	1:13.16 [4] (0:14.23)	0:58.93 [9] (0:11.12)	0:47.81 [9] (0:11.52)	0:36.29 [8] (0:11.93)	0:24.36 [6] (0:12.18)	0:12.18 [4] (0:12.18)	1.5L	0:36.29	+3
5	14 BUTT HEADS Jace McMurray	6	67.2 1000m	0:10.96 1000m	1:13.48 [5] (0:14.13)	0:59.35 [7] (0:10.96)	0:48.39 [6] (0:11.66)	0:36.73 [6] (0:12.19)	0:24.54 [8] (0:12.23)	0:12.31 [6] (0:12.31)	3.3L	0:36.73	-3
6	9 ADALIE Nozi Tomizawa	5	68.6 Overall	0:11.07 1000m	1:13.77 [6] (0:13.79)	0:59.98 [2] (0:11.07)	0:48.91 [3] (0:11.63)	0:37.28 [4] (0:12.13)	0:25.15 [3] (0:12.33)	0:12.82 [3] (0:12.82)	4.8L	0:37.28	+2
7	1 GROOVIN' THE MOO Olivia Kendal	9	67.6 1000m	0:10.92 1000m	1:13.84 [7] (0:14.21)	0:59.63 [8] (0:10.92)	0:48.71 [7] (0:11.43)	0:37.28 [5] (0:12.09)	0:25.19 [4] (0:12.37)	0:12.82 [5] (0:12.82)	5.1L	0:37.28	+6
8	13 TOBA Angela Jones	4	65.5 Overall	0:11.28 1000m	1:14.05 [8] (0:13.88)	1:00.17 [4] (0:11.28)	0:48.89 [8] (0:11.79)	0:37.10 [9] (0:12.04)	0:25.06 [9] (0:12.44)	0:12.62 [10] (0:12.62)	6.1L	0:37.10	+4
9	11 BEIRUT MISS Liv O'Donnell	3	67.1 Overall	0:11.15 1000m	1:14.58 [9] (0:13.89)	1:00.69 [5] (0:11.15)	0:49.54 [5] (0:11.80)	0:37.74 [7] (0:12.10)	0:25.64 [7] (0:12.48)	0:13.16 [9] (0:13.16)	9.1L	0:37.74	+4
10	3 PESHWA Kyle Wilson-Taylor	2	68.7 1000m	0:10.92 1000m	1:15.99 [10] (0:13.78)	1:02.21 [1] (0:10.92)	0:51.29 [1] (0:11.52)	0:39.77 [1] (0:12.25)	0:27.52 [1] (0:12.91)	0:14.61 [8] (0:14.61)	17.4L	0:39.77	-2

Scratched: Silver City (#10), Most Dazzling (#2), Fighting Idol (#4), Mr Wandji (#5)

[] Ranking at each section and finish
 -:-:- No data available at this section
 NA No data available

SCN Saddle cloth number
 DNF Did not finish
 DNT Did not track



Horse/Jockey Name	Mean Approach
Final Rank	1
Fastest Section Time (Section)	0:10.94 (1000m)
Top Speed [km/h] (Section)	68.9 (1000m)
Race State	Finished



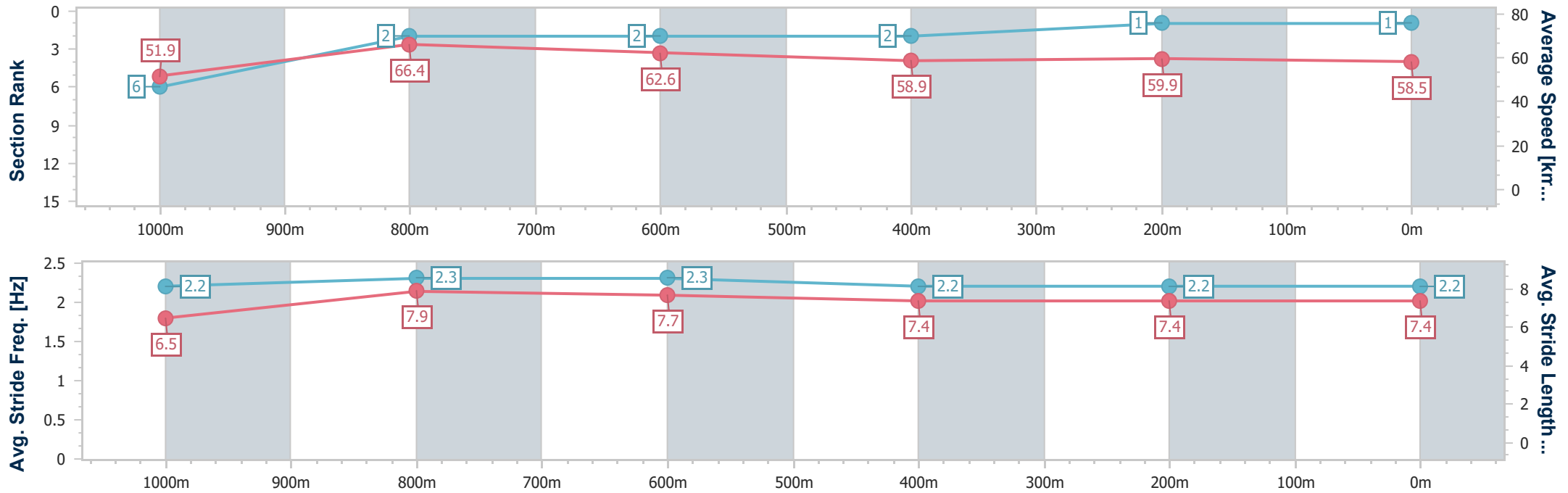
Toowoomba QLD Professional
Race 10: CARPET ONE TOOWOOMBA BENCHMARK 70
Handicap - 1200m



16 February 2025 - 17:21

Track Rating: Good 3, Weather: Fine , Rail Position: +2m Entire

Section	Overall	1000m	800m	600m	400m	200m
Section Times	1:12.86 [1] (0:13.90)	0:58.96 [6] (0:10.94)	0:48.02 [2] (0:11.50)	0:36.52 [2] (0:12.15)	0:24.37 [2] (0:12.03)	0:12.34 [1] (0:12.34)
Average Speed [km/h]	51.9	66.4	62.6	58.9	59.9	58.5
Top Speed [km/h]	68.9	68.9	64.8	61.7	61.0	60.0
Avg. Dist. to Rail [m]	8.1	3.4	0.5	0.2	0.5	1.2
Avg. Stride Freq. [Hz]	2.2	2.3	2.3	2.2	2.2	2.2
Avg. Stride Length [m]	6.5	7.9	7.7	7.4	7.4	7.4



- [] Ranking at each section and finish
- .-.- No data available at this section
- NA No data available



Horse/Jockey Name	Inlanda
Final Rank	2
Fastest Section Time (Section)	0:11.01 (1000m)
Top Speed [km/h] (Section)	67.5 (Overall)
Race State	Finished



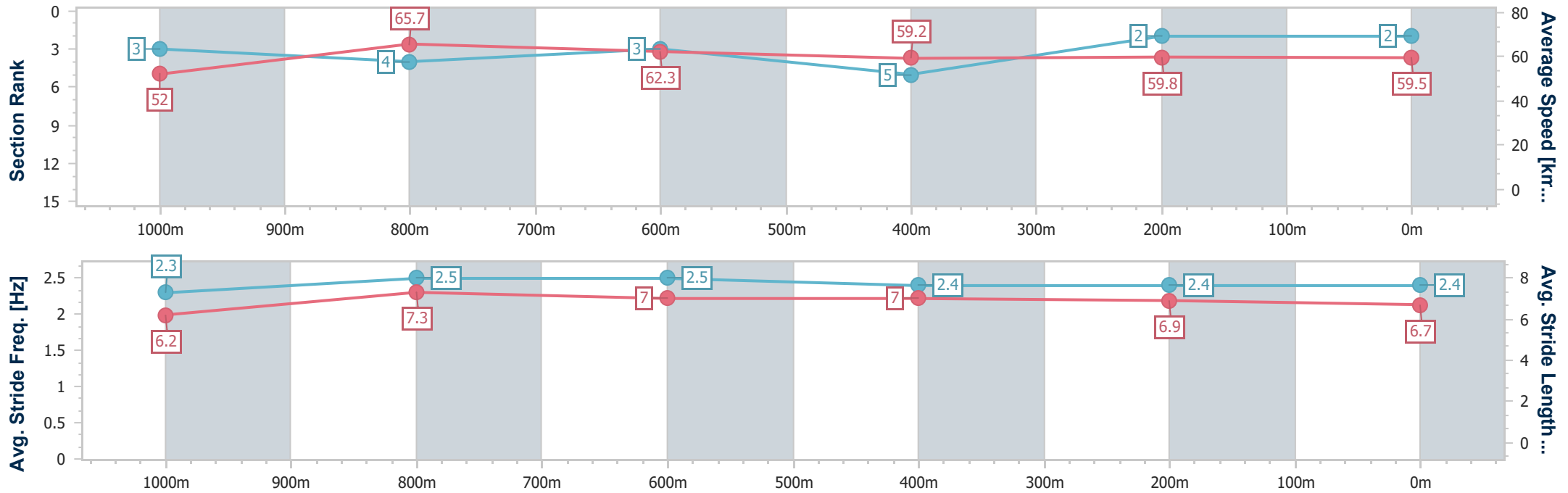
Toowoomba QLD Professional
Race 10: CARPET ONE TOOWOOMBA BENCHMARK 70
Handicap - 1200m



16 February 2025 - 17:21

Track Rating: Good 3, Weather: Fine , Rail Position: +2m Entire

Section	Overall	1000m	800m	600m	400m	200m
Section Times	1:12.96 [2] (0:13.88)	0:59.08 [3] (0:11.01)	0:48.07 [4] (0:11.60)	0:36.47 [3] (0:12.23)	0:24.24 [5] (0:12.13)	0:12.11 [2] (0:12.11)
Average Speed [km/h]	52.0	65.7	62.3	59.2	59.8	59.5
Top Speed [km/h]	67.5	67.5	63.2	62.3	61.6	60.5
Avg. Dist. to Rail [m]	1.4	0.9	2.1	1.6	1.2	1.2
Avg. Stride Freq. [Hz]	2.3	2.5	2.5	2.4	2.4	2.4
Avg. Stride Length [m]	6.2	7.3	7.0	7.0	6.9	6.7



- [] Ranking at each section and finish
- .-.- No data available at this section
- NA No data available



Horse/Jockey Name	Cracker Essgee
Final Rank	3
Fastest Section Time (Section)	0:11.16 (1000m)
Top Speed [km/h] (Section)	66.0 (1000m)
Race State	Finished



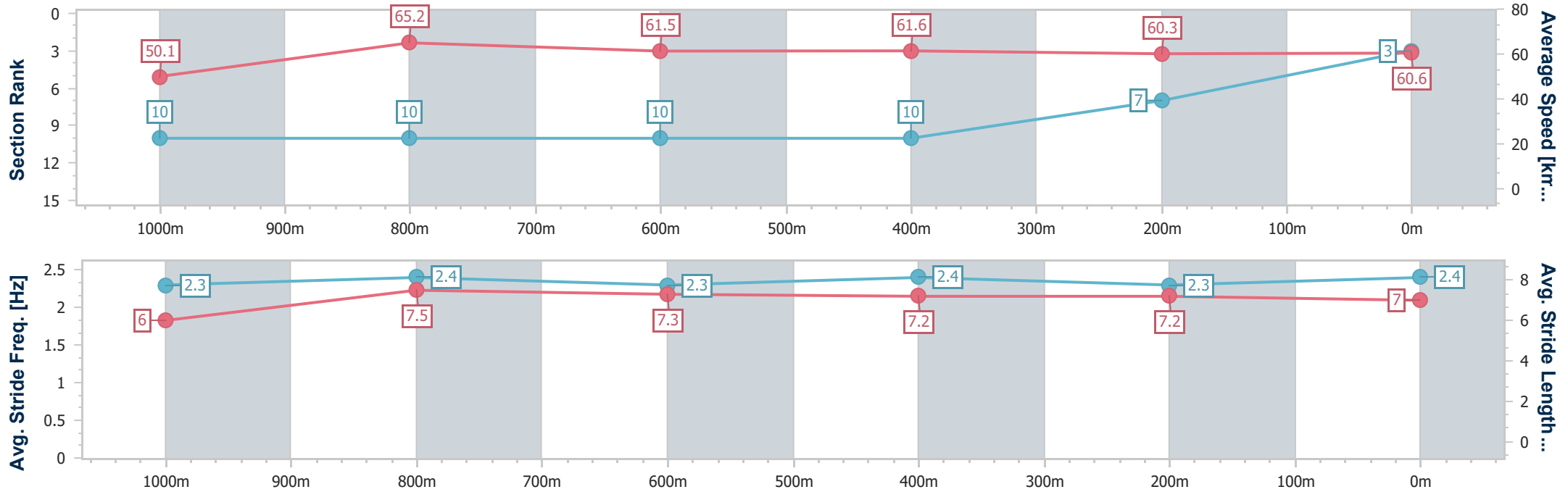
Toowoomba QLD Professional
Race 10: CARPET ONE TOOWOOMBA BENCHMARK 70
Handicap - 1200m



16 February 2025 - 17:21

Track Rating: Good 3, Weather: Fine , Rail Position: +2m Entire

Section	Overall	1000m	800m	600m	400m	200m
Section Times	1:13.11 [3] (0:14.42)	0:58.69 [10] (0:11.16)	0:47.53 [10] (0:11.78)	0:35.75 [10] (0:11.80)	0:23.95 [10] (0:12.05)	0:11.90 [7] (0:11.90)
Average Speed [km/h]	50.1	65.2	61.5	61.6	60.3	60.6
Top Speed [km/h]	65.1	66.0	63.6	62.0	60.9	60.7
Avg. Dist. to Rail [m]	10.3	3.8	2.8	1.7	3.1	5.9
Avg. Stride Freq. [Hz]	2.3	2.4	2.3	2.4	2.3	2.4
Avg. Stride Length [m]	6.0	7.5	7.3	7.2	7.2	7.0



- [] Ranking at each section and finish
- .-.- No data available at this section
- NA No data available



Horse/Jockey Name	Super Quick
Final Rank	4
Fastest Section Time (Section)	0:11.12 (1000m)
Top Speed [km/h] (Section)	67.1 (1000m)
Race State	Finished



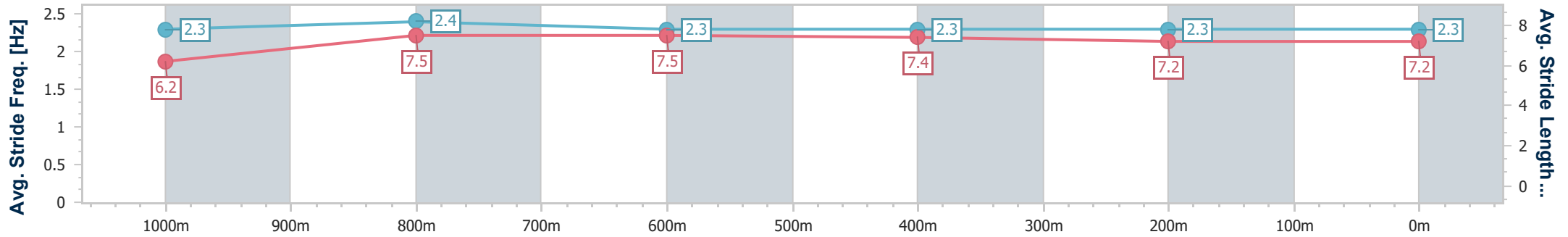
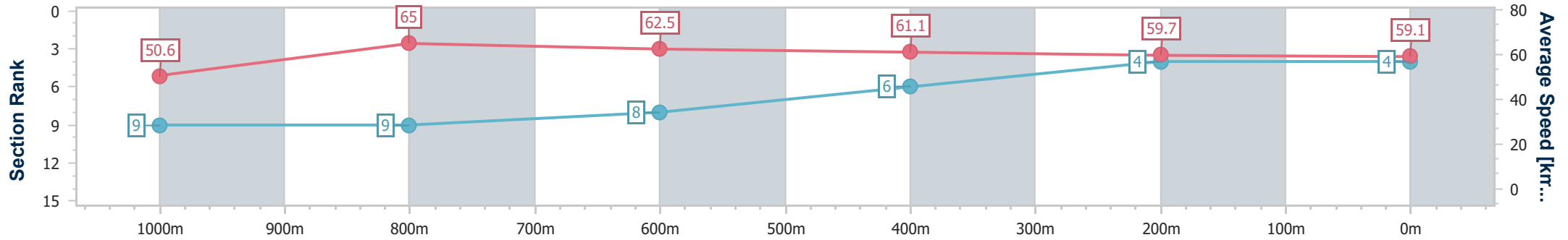
Toowoomba QLD Professional
Race 10: CARPET ONE TOOWOOMBA BENCHMARK 70
Handicap - 1200m



16 February 2025 - 17:21

Track Rating: Good 3, Weather: Fine , Rail Position: +2m Entire

Section	Overall	1000m	800m	600m	400m	200m
Section Times	1:13.16 [4] (0:14.23)	0:58.93 [9] (0:11.12)	0:47.81 [9] (0:11.52)	0:36.29 [8] (0:11.93)	0:24.36 [6] (0:12.18)	0:12.18 [4] (0:12.18)
Average Speed [km/h]	50.6	65.0	62.5	61.1	59.7	59.1
Top Speed [km/h]	66.9	67.1	63.8	62.7	60.4	59.7
Avg. Dist. to Rail [m]	7.2	1.9	0.7	1.6	3.9	4.5
Avg. Stride Freq. [Hz]	2.3	2.4	2.3	2.3	2.3	2.3
Avg. Stride Length [m]	6.2	7.5	7.5	7.4	7.2	7.2



- [] Ranking at each section and finish
- .-.- No data available at this section
- NA No data available



Horse/Jockey Name	Butt Heads
Final Rank	5
Fastest Section Time (Section)	0:10.96 (1000m)
Top Speed [km/h] (Section)	67.2 (1000m)
Race State	Finished



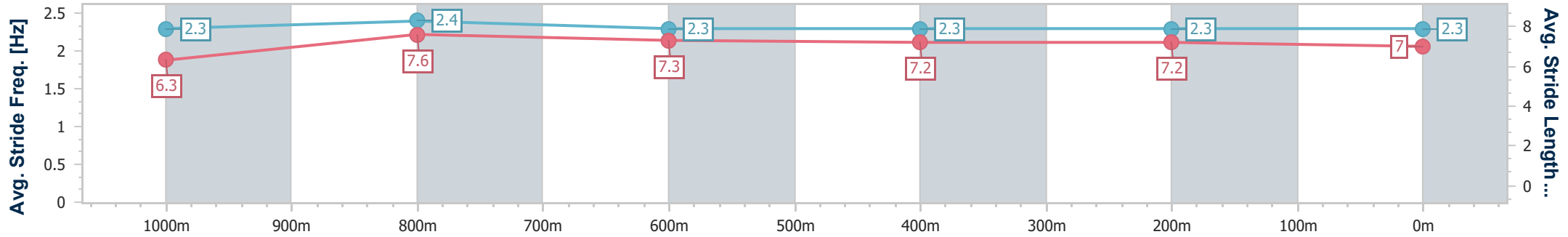
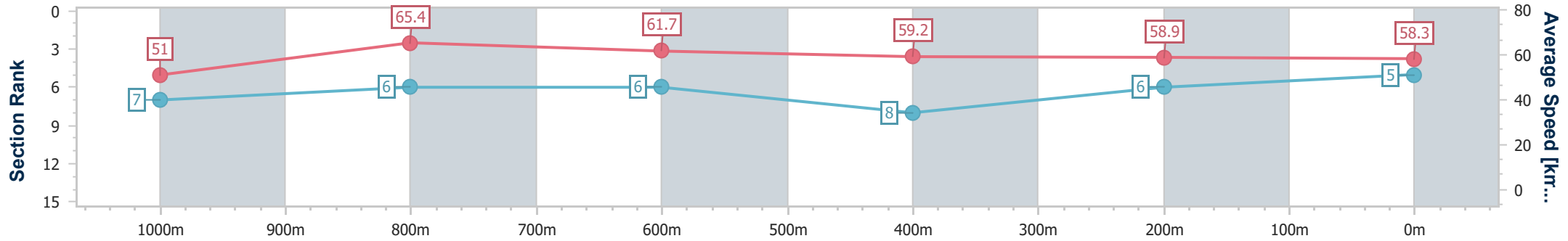
Toowoomba QLD Professional
Race 10: CARPET ONE TOOWOOMBA BENCHMARK 70
Handicap - 1200m



16 February 2025 - 17:21

Track Rating: Good 3, Weather: Fine , Rail Position: +2m Entire

Section	Overall	1000m	800m	600m	400m	200m
Section Times	1:13.48 [5] (0:14.13)	0:59.35 [7] (0:10.96)	0:48.39 [6] (0:11.66)	0:36.73 [6] (0:12.19)	0:24.54 [8] (0:12.23)	0:12.31 [6] (0:12.31)
Average Speed [km/h]	51.0	65.4	61.7	59.2	58.9	58.3
Top Speed [km/h]	66.3	67.2	63.4	62.0	59.8	59.5
Avg. Dist. to Rail [m]	3.0	1.5	0.8	0.4	0.5	1.3
Avg. Stride Freq. [Hz]	2.3	2.4	2.3	2.3	2.3	2.3
Avg. Stride Length [m]	6.3	7.6	7.3	7.2	7.2	7.0



- [] Ranking at each section and finish
- .-.- No data available at this section
- NA No data available



Horse/Jockey Name	Adalie
Final Rank	6
Fastest Section Time (Section)	0:11.07 (1000m)
Top Speed [km/h] (Section)	68.6 (Overall)
Race State	Finished



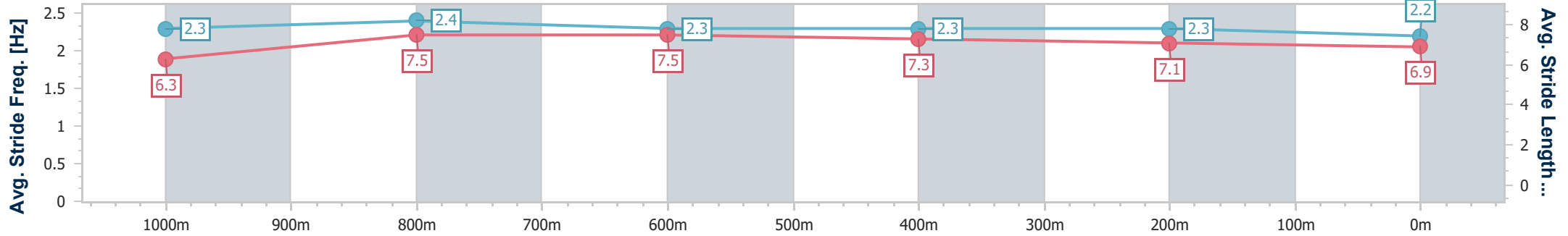
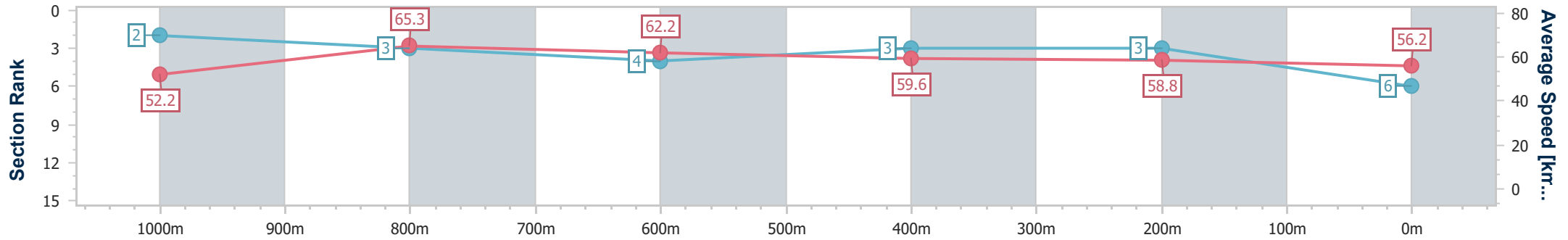
Toowoomba QLD Professional
Race 10: CARPET ONE TOOWOOMBA BENCHMARK 70
Handicap - 1200m



16 February 2025 - 17:21

Track Rating: Good 3, Weather: Fine , Rail Position: +2m Entire

Section	Overall	1000m	800m	600m	400m	200m
Section Times	1:13.77 [6] (0:13.79)	0:59.98 [2] (0:11.07)	0:48.91 [3] (0:11.63)	0:37.28 [4] (0:12.13)	0:25.15 [3] (0:12.33)	0:12.82 [3] (0:12.82)
Average Speed [km/h]	52.2	65.3	62.2	59.6	58.8	56.2
Top Speed [km/h]	68.6	68.6	62.9	62.2	59.4	58.9
Avg. Dist. to Rail [m]	7.2	2.4	0.8	1.1	1.8	1.8
Avg. Stride Freq. [Hz]	2.3	2.4	2.3	2.3	2.3	2.2
Avg. Stride Length [m]	6.3	7.5	7.5	7.3	7.1	6.9



- [] Ranking at each section and finish
- .-.- No data available at this section
- NA No data available



Horse/Jockey Name	Groovin' The Moo
Final Rank	7
Fastest Section Time (Section)	0:10.92 (1000m)
Top Speed [km/h] (Section)	67.6 (1000m)
Race State	Finished



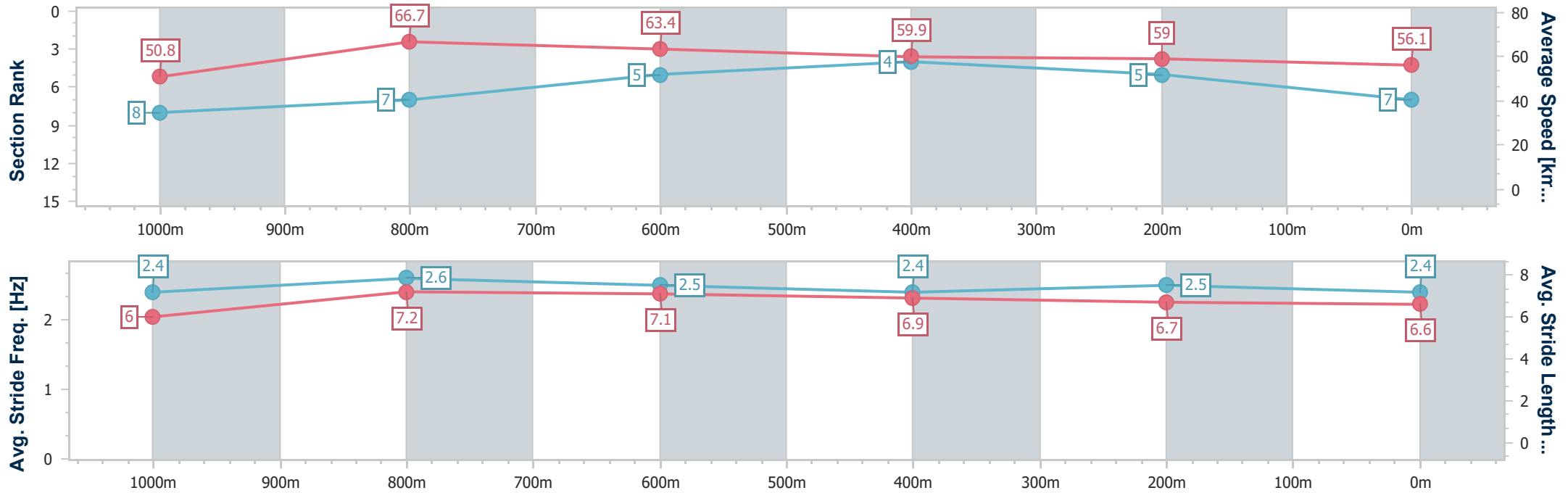
Toowoomba QLD Professional
Race 10: CARPET ONE TOOWOOMBA BENCHMARK 70
Handicap - 1200m



16 February 2025 - 17:21

Track Rating: Good 3, Weather: Fine , Rail Position: +2m Entire

Section	Overall	1000m	800m	600m	400m	200m
Section Times	1:13.84 [7] (0:14.21)	0:59.63 [8] (0:10.92)	0:48.71 [7] (0:11.43)	0:37.28 [5] (0:12.09)	0:25.19 [4] (0:12.37)	0:12.82 [5] (0:12.82)
Average Speed [km/h]	50.8	66.7	63.4	59.9	59.0	56.1
Top Speed [km/h]	67.1	67.6	65.8	62.1	59.2	58.9
Avg. Dist. to Rail [m]	9.2	4.3	1.6	1.6	2.9	3.3
Avg. Stride Freq. [Hz]	2.4	2.6	2.5	2.4	2.5	2.4
Avg. Stride Length [m]	6.0	7.2	7.1	6.9	6.7	6.6



- [] Ranking at each section and finish
- .-.- No data available at this section
- NA No data available



Horse/Jockey Name	Toba
Final Rank	8
Fastest Section Time (Section)	0:11.28 (1000m)
Top Speed [km/h] (Section)	65.5 (Overall)
Race State	Finished



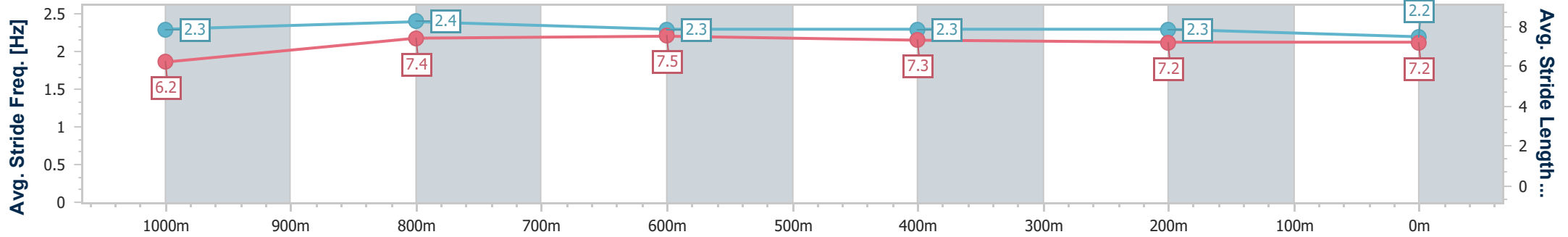
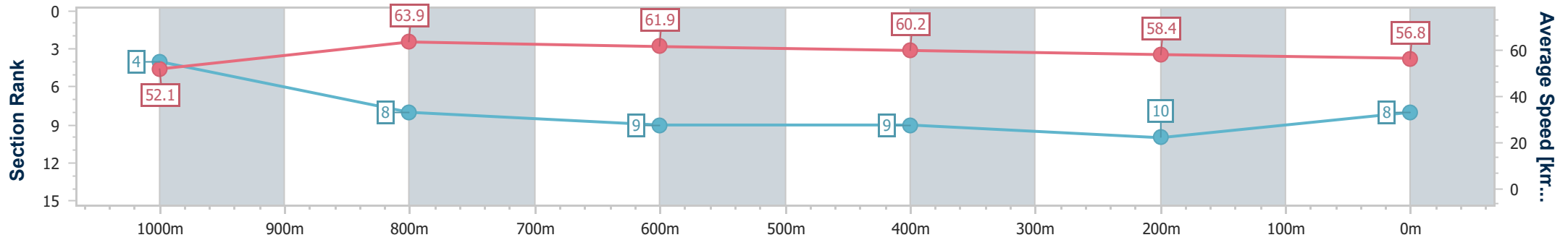
Toowoomba QLD Professional
Race 10: CARPET ONE TOOWOOMBA BENCHMARK 70
Handicap - 1200m



16 February 2025 - 17:21

Track Rating: Good 3, Weather: Fine , Rail Position: +2m Entire

Section	Overall	1000m	800m	600m	400m	200m
Section Times	1:14.05 [8] (0:13.88)	1:00.17 [4] (0:11.28)	0:48.89 [8] (0:11.79)	0:37.10 [9] (0:12.04)	0:25.06 [9] (0:12.44)	0:12.62 [10] (0:12.62)
Average Speed [km/h]	52.1	63.9	61.9	60.2	58.4	56.8
Top Speed [km/h]	65.5	65.5	63.0	61.6	59.3	58.6
Avg. Dist. to Rail [m]	4.1	1.3	3.4	1.5	1.7	0.8
Avg. Stride Freq. [Hz]	2.3	2.4	2.3	2.3	2.3	2.2
Avg. Stride Length [m]	6.2	7.4	7.5	7.3	7.2	7.2



- [] Ranking at each section and finish
- .-.- No data available at this section
- NA No data available



Horse/Jockey Name	Beirut Miss
Final Rank	9
Fastest Section Time (Section)	0:11.15 (1000m)
Top Speed [km/h] (Section)	67.1 (Overall)
Race State	Finished



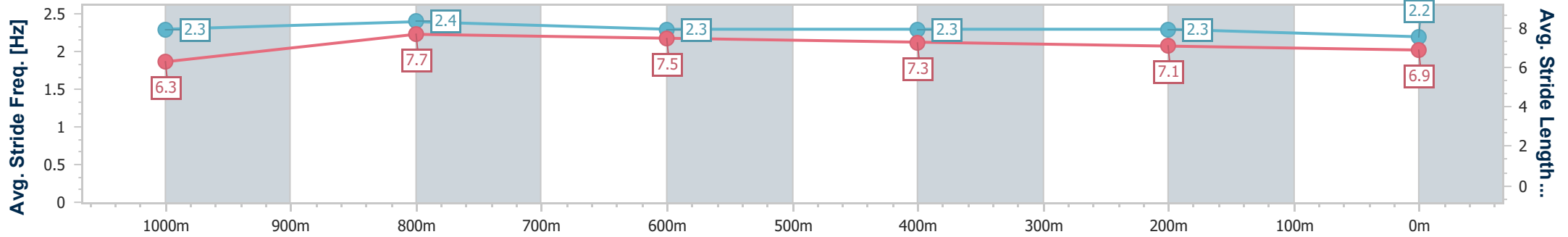
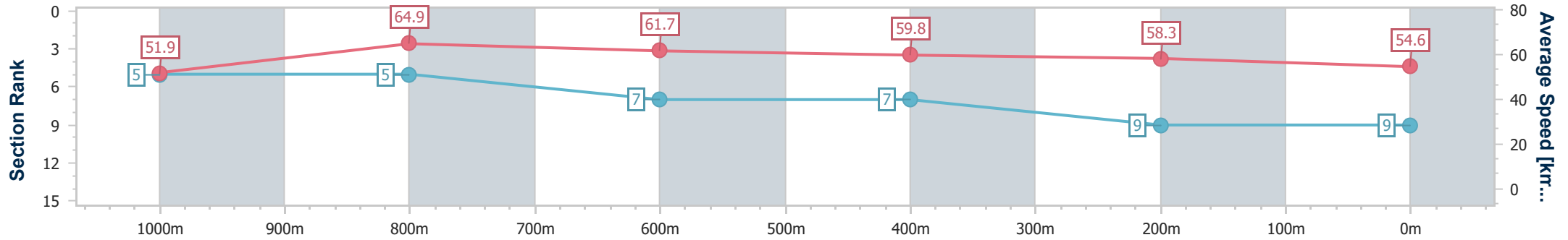
Toowoomba QLD Professional
Race 10: CARPET ONE TOOWOOMBA BENCHMARK 70
Handicap - 1200m



16 February 2025 - 17:21

Track Rating: Good 3, Weather: Fine , Rail Position: +2m Entire

Section	Overall	1000m	800m	600m	400m	200m
Section Times	1:14.58 [9] (0:13.89)	1:00.69 [5] (0:11.15)	0:49.54 [5] (0:11.80)	0:37.74 [7] (0:12.10)	0:25.64 [7] (0:12.48)	0:13.16 [9] (0:13.16)
Average Speed [km/h]	51.9	64.9	61.7	59.8	58.3	54.6
Top Speed [km/h]	67.1	65.8	63.5	62.5	58.9	55.6
Avg. Dist. to Rail [m]	2.9	1.3	2.6	1.8	2.1	1.6
Avg. Stride Freq. [Hz]	2.3	2.4	2.3	2.3	2.3	2.2
Avg. Stride Length [m]	6.3	7.7	7.5	7.3	7.1	6.9



- [] Ranking at each section and finish
- .-.- No data available at this section
- NA No data available



Horse/Jockey Name	Peshwa
Final Rank	10
Fastest Section Time (Section)	0:10.92 (1000m)
Top Speed [km/h] (Section)	68.7 (1000m)
Race State	Finished



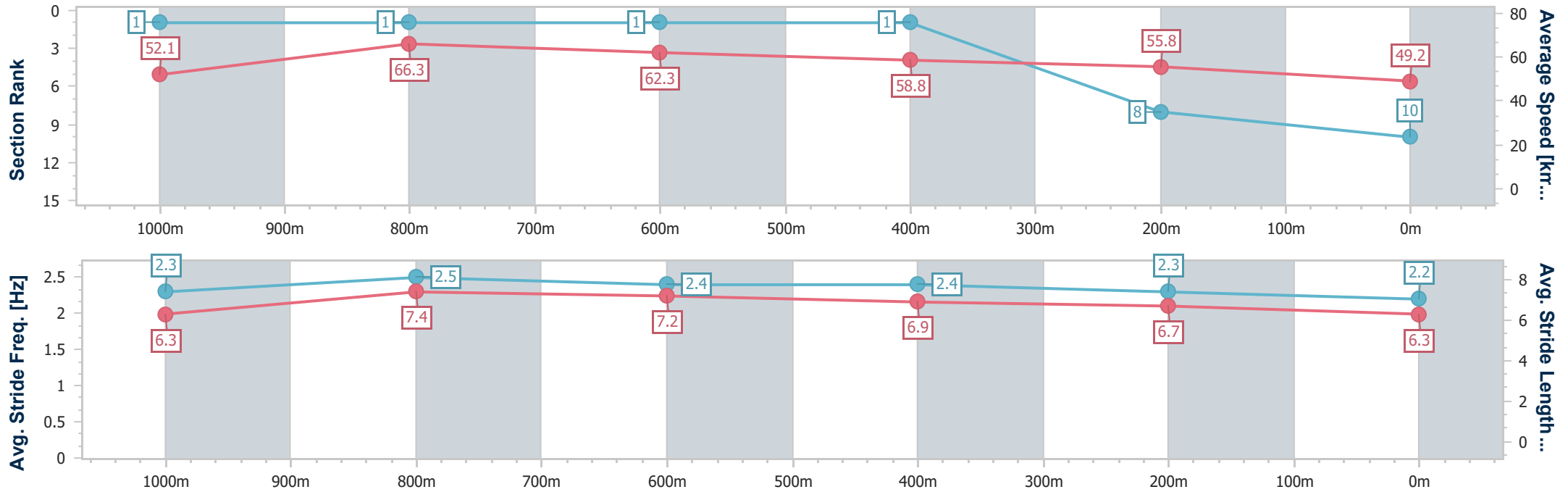
Toowoomba QLD Professional
Race 10: CARPET ONE TOOWOOMBA BENCHMARK 70
Handicap - 1200m



16 February 2025 - 17:21

Track Rating: Good 3, Weather: Fine , Rail Position: +2m Entire

Section	Overall	1000m	800m	600m	400m	200m
Section Times	1:15.99 [10] (0:13.78)	1:02.21 [1] (0:10.92)	0:51.29 [1] (0:11.52)	0:39.77 [1] (0:12.25)	0:27.52 [1] (0:12.91)	0:14.61 [8] (0:14.61)
Average Speed [km/h]	52.1	66.3	62.3	58.8	55.8	49.2
Top Speed [km/h]	68.5	68.7	63.7	62.1	57.3	52.6
Avg. Dist. to Rail [m]	5.1	1.7	0.3	0.2	0.5	0.8
Avg. Stride Freq. [Hz]	2.3	2.5	2.4	2.4	2.3	2.2
Avg. Stride Length [m]	6.3	7.4	7.2	6.9	6.7	6.3



- [] Ranking at each section and finish
- .-.- No data available at this section
- NA No data available