

Track Rating: Soft 5, Weather: Fine, Rail Position: +9.5m Entire

Section		Overall	2000m	1800m	1600m	1400m	1200m	1000m	Last 600m				
Field Times		2:16.96 (0:15.41)	2:01.55 (0:11.60)	1:49.95 (0:12.17)	1:37.78 (0:12.71)	1:25.07 (0:12.72)	1:12.35 (0:12.56)	0:59.79 (0:12.62)	0:34.90				
Rank	TAB Horse/Jockey	Barrier	Top Speed [km/h]	Fastest Section									Distance Travelled [m]
1	2 SCARLET PRINCE Boris Thornton	4	63.4 400m	0:11.52 600m	2:16.96 [1] (0:15.77)	2:01.19 [3] (0:11.63)	1:49.56 [3] (0:12.20)	1:37.36 [4] (0:12.78)	1:24.58 [4] (0:12.73)	1:11.85 [4] (0:12.56)	0:59.29 [4] (0:12.51)	0:34.68	
2	3 LIKEABEEL Robbie Dolan	3	64.1 2000m	0:11.43 400m	2:17.12 [2] (0:16.15)	2:00.97 [5] (0:11.61)	1:49.36 [5] (0:12.11)	1:37.25 [5] (0:12.79)	1:24.46 [5] (0:12.70)	1:11.76 [5] (0:12.48)	0:59.28 [5] (0:12.50)	0:34.72	+0
3	5 PLEADEEL Tahlia Fenlon	1	62.7 2000m	0:11.65 2000m	2:17.53 [3] (0:15.85)	2:01.68 [4] (0:11.65)	1:50.03 [4] (0:12.07)	1:37.96 [3] (0:12.74)	1:25.22 [3] (0:12.67)	1:12.55 [3] (0:12.53)	1:00.02 [3] (0:12.58)	0:35.20	-5
4	6 ALECIA Angela Jones	5	62.8 2000m	0:11.59 600m	2:17.89 [4] (0:15.41)	2:02.48 [1] (0:11.60)	1:50.88 [1] (0:12.29)	1:38.59 [2] (0:12.75)	1:25.84 [2] (0:12.71)	1:13.13 [2] (0:12.59)	1:00.54 [2] (0:12.57)	0:35.76	-1
5	4 KAIROS LOUIE Bailey Wheeler	2	62.7 2000m	0:11.60 2000m	2:20.33 [5] (0:15.49)	2:04.84 [2] (0:11.60)	1:53.24 [2] (0:12.09)	1:41.15 [1] (0:12.71)	1:28.44 [1] (0:12.72)	1:15.72 [1] (0:12.56)	1:03.16 [1] (0:12.62)	0:38.27	-7

Scratched: Lucky Exchange (#1)



# Ipswich QLD Professional

## Race 1: SCHWEPPE'S BENCHMARK 68 Handicap - 2170m

19 February 2025 - 14:13



Track Rating: Soft 5, Weather: Fine, Rail Position: +9.5m Entire

Section				800m	600m	400m	200m	Last 600m				
Field Times				0:47.17 (0:12.27)	0:34.90 (0:11.66)	0:23.24 (0:11.66)	0:11.58 (0:11.58)	0:34.90				
Rank	TAB	Horse/Jockey	Barrier	Top Speed [km/h]	Fastest Section	Margin				Distance Travelled [m]		
1	2	<b>SCARLET PRINCE</b> Boris Thornton	4	63.4 400m	0:11.52 600m	0:46.78 [4] (0:12.10)	0:34.68 [3] (0:11.52)	0:23.16 [2] (0:11.58)	0:11.58 [1] (0:11.58)	2:16.96	0:34.68	
2	3	<b>LIKEABEEL</b> Robbie Dolan	3	64.1 2000m	0:11.43 400m	0:46.78 [5] (0:12.06)	0:34.72 [5] (0:11.66)	0:23.06 [5] (0:11.43)	0:11.63 [2] (0:11.63)	0.96L	0:34.72	+0
3	5	<b>PLEADEEL</b> Tahlia Fenlon	1	62.7 2000m	0:11.65 2000m	0:47.44 [3] (0:12.24)	0:35.20 [4] (0:11.65)	0:23.55 [4] (0:11.72)	0:11.83 [4] (0:11.83)	3.35L	0:35.20	-5
4	6	<b>ALECIA</b> Angela Jones	5	62.8 2000m	0:11.59 600m	0:47.97 [2] (0:12.21)	0:35.76 [2] (0:11.59)	0:24.17 [1] (0:11.88)	0:12.29 [3] (0:12.29)	5.46L	0:35.76	-1
5	4	<b>KAIROS LOUIE</b> Bailey Wheeler	2	62.7 2000m	0:11.60 2000m	0:50.54 [1] (0:12.27)	0:38.27 [1] (0:11.82)	0:26.45 [3] (0:12.40)	0:14.05 [5] (0:14.05)	19.8L	0:38.27	-7

Scratched: Lucky Exchange (#1)

[ ] Ranking at each section and finish  
 -:-:-:- No data available at this section  
 NA No data available

SCN Saddle cloth number  
 DNF Did not finish  
 DNT Did not track



Horse/Jockey Name	Scarlet Prince
Final Rank	1
Fastest Section Time (Section)	0:11.52 (600m)
Top Speed [km/h] (Section)	63.4 (400m)
Race State	Finished



Ipswich QLD Professional

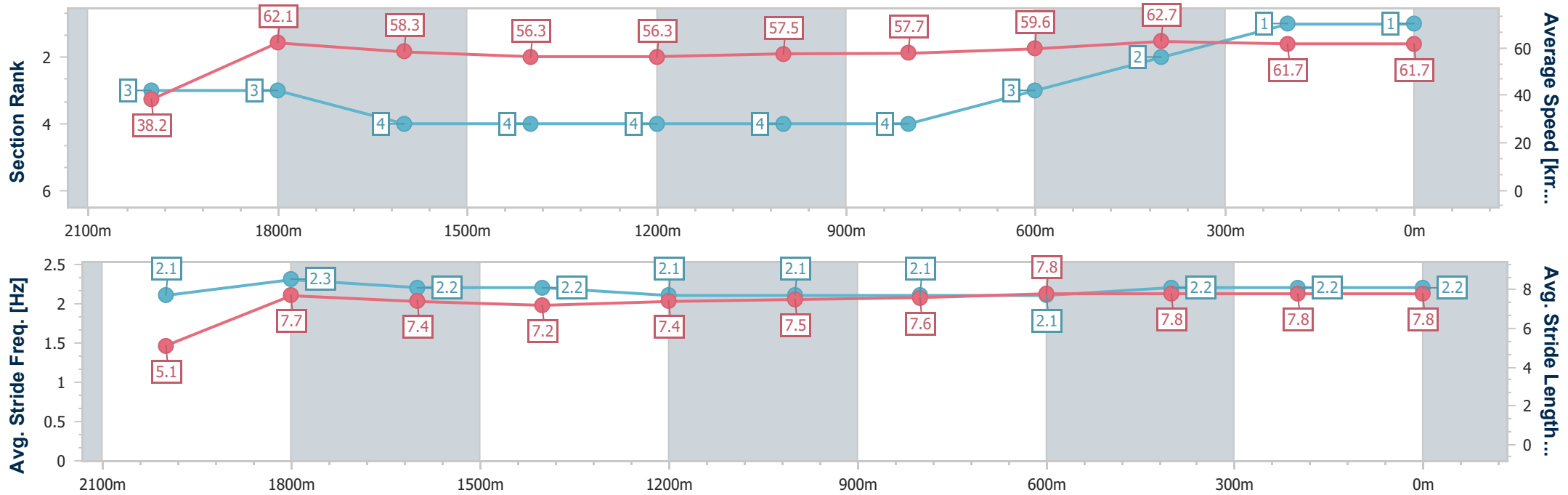
Race 1: SCHWEPPE'S BENCHMARK 68 Handicap - 2170m

19 February 2025 - 14:13

Track Rating: Soft 5, Weather: Fine, Rail Position: +9.5m Entire



Section	Overall	2000m	1800m	1600m	1400m	1200m	1000m	800m	600m	400m	200m
Section Times	2:16.96 [1] (0:15.77)	2:01.19 [3] (0:11.63)	1:49.56 [3] (0:12.20)	1:37.36 [4] (0:12.78)	1:24.58 [4] (0:12.73)	1:11.85 [4] (0:12.56)	0:59.29 [4] (0:12.51)	0:46.78 [4] (0:12.10)	0:34.68 [3] (0:11.52)	0:23.16 [2] (0:11.58)	0:11.58 [1] (0:11.58)
Average Speed [km/h]	38.2	62.1	58.3	56.3	56.3	57.5	57.7	59.6	62.7	61.7	61.7
Top Speed [km/h]	58.8	62.7	62.6	58.9	57.3	58.5	58.4	60.5	63.2	63.4	63.1
Avg. Dist. to Rail [m]	9.7	0.5	0.7	0.8	0.5	0.3	0.3	0.3	0.3	0.5	1.3
Avg. Stride Freq. [Hz]	2.1	2.3	2.2	2.2	2.1	2.1	2.1	2.1	2.2	2.2	2.2
Avg. Stride Length [m]	5.1	7.7	7.4	7.2	7.4	7.5	7.6	7.8	7.8	7.8	7.8



- [ ] Ranking at each section and finish
- .-.- No data available at this section
- NA No data available



Horse/Jockey Name	Likeabeel
Final Rank	2
Fastest Section Time (Section)	0:11.43 (400m)
Top Speed [km/h] (Section)	64.1 (2000m)
Race State	Finished



### Ipswich QLD Professional

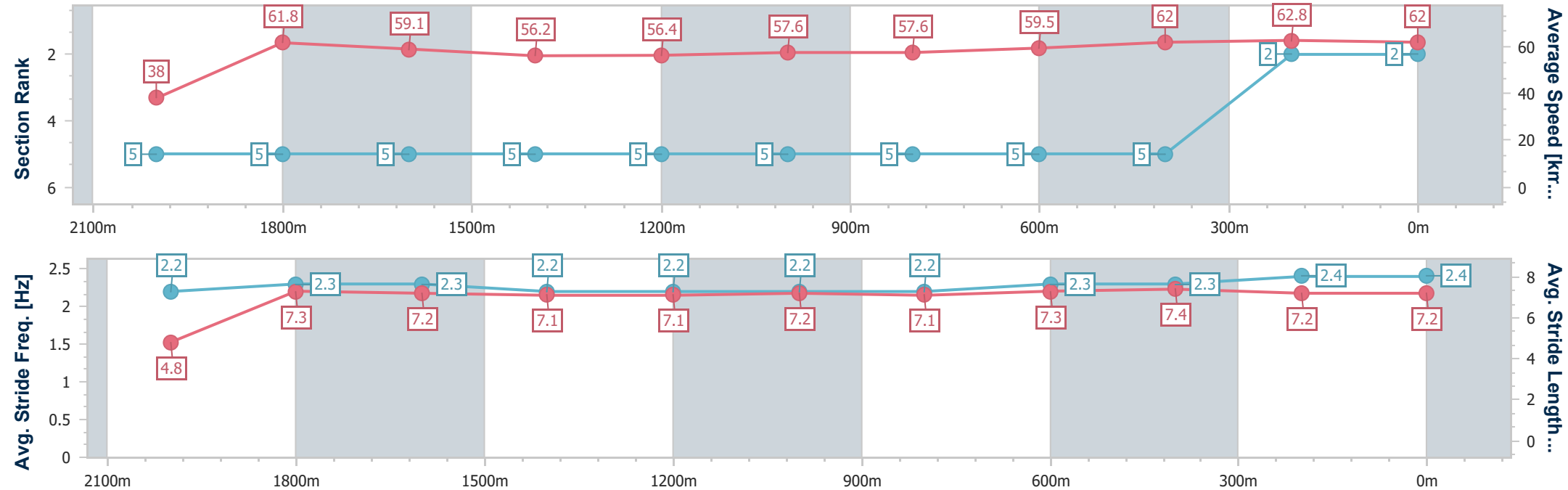
Race 1: SCHWEPPE'S BENCHMARK 68 Handicap - 2170m

19 February 2025 - 14:13



Track Rating: Soft 5, Weather: Fine, Rail Position: +9.5m Entire

Section	Overall	2000m	1800m	1600m	1400m	1200m	1000m	800m	600m	400m	200m
Section Times	2:17.12 [2] (0:16.15)	2:00.97 [5] (0:11.61)	1:49.36 [5] (0:12.11)	1:37.25 [5] (0:12.79)	1:24.46 [5] (0:12.70)	1:11.76 [5] (0:12.48)	0:59.28 [5] (0:12.50)	0:46.78 [5] (0:12.06)	0:34.72 [5] (0:11.66)	0:23.06 [5] (0:11.43)	0:11.63 [2] (0:11.63)
Average Speed [km/h]	38.0	61.8	59.1	56.2	56.4	57.6	57.6	59.5	62.0	62.8	62.0
Top Speed [km/h]	62.8	64.1	60.6	57.0	57.7	58.0	59.0	61.3	62.8	64.0	63.4
Avg. Dist. to Rail [m]	9.4	1.0	1.2	1.4	1.2	0.5	0.2	0.3	0.3	0.2	0.6
Avg. Stride Freq. [Hz]	2.2	2.3	2.3	2.2	2.2	2.2	2.2	2.3	2.3	2.4	2.4
Avg. Stride Length [m]	4.8	7.3	7.2	7.1	7.1	7.2	7.1	7.3	7.4	7.2	7.2



- [ ] Ranking at each section and finish
- .-.- No data available at this section
- NA No data available



Horse/Jockey Name	Pleadeel
Final Rank	3
Fastest Section Time (Section)	0:11.65 (2000m)
Top Speed [km/h] (Section)	62.7 (2000m)
Race State	Finished



### Ipswich QLD Professional

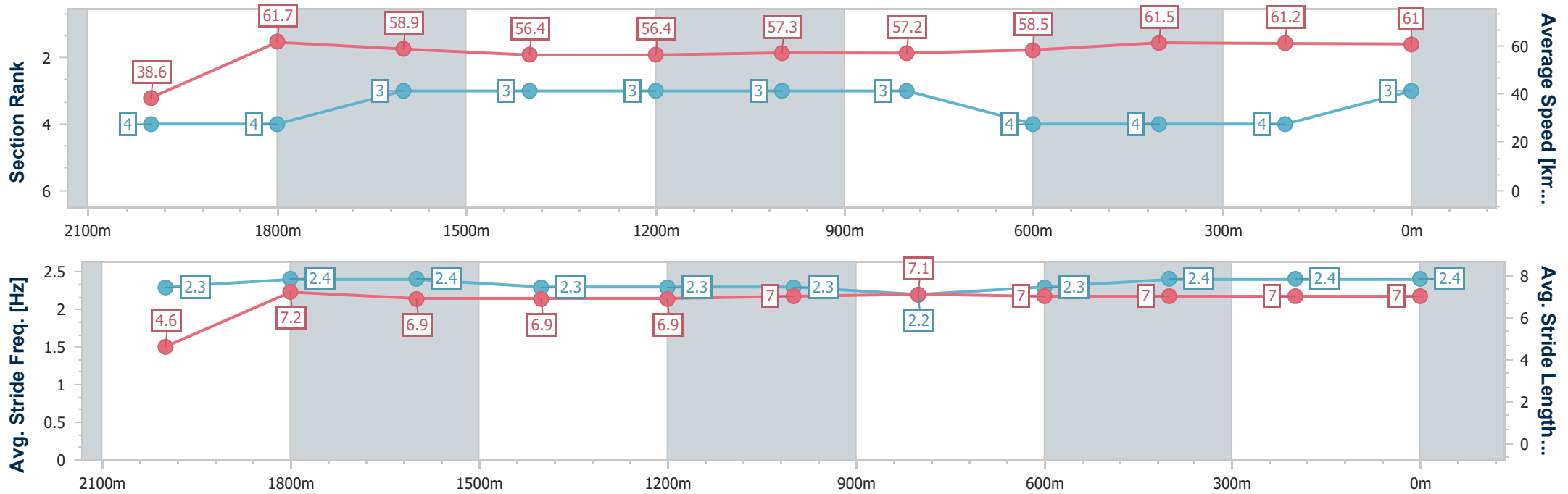
Race 1: SCHWEPPE'S BENCHMARK 68 Handicap - 2170m

19 February 2025 - 14:13



Track Rating: Soft 5, Weather: Fine, Rail Position: +9.5m Entire

Section	Overall	2000m	1800m	1600m	1400m	1200m	1000m	800m	600m	400m	200m
Section Times	2:17.53 [3] (0:15.85)	2:01.68 [4] (0:11.65)	1:50.03 [4] (0:12.07)	1:37.96 [3] (0:12.74)	1:25.22 [3] (0:12.67)	1:12.55 [3] (0:12.53)	1:00.02 [3] (0:12.58)	0:47.44 [3] (0:12.24)	0:35.20 [4] (0:11.65)	0:23.55 [4] (0:11.72)	0:11.83 [4] (0:11.83)
Average Speed [km/h]	38.6	61.7	58.9	56.4	56.4	57.3	57.2	58.5	61.5	61.2	61.0
Top Speed [km/h]	61.4	62.7	60.2	56.7	57.4	57.6	57.8	60.8	62.4	62.4	61.9
Avg. Dist. to Rail [m]	8.8	1.8	1.7	1.7	1.5	0.8	0.6	1.2	1.3	0.7	1.6
Avg. Stride Freq. [Hz]	2.3	2.4	2.4	2.3	2.3	2.3	2.2	2.3	2.4	2.4	2.4
Avg. Stride Length [m]	4.6	7.2	6.9	6.9	6.9	7.0	7.1	7.0	7.0	7.0	7.0



- [ ] Ranking at each section and finish
- .-.- No data available at this section
- NA No data available



Horse/Jockey Name	Alecia
Final Rank	4
Fastest Section Time (Section)	0:11.59 (600m)
Top Speed [km/h] (Section)	62.8 (2000m)
Race State	Finished



### Ipswich QLD Professional

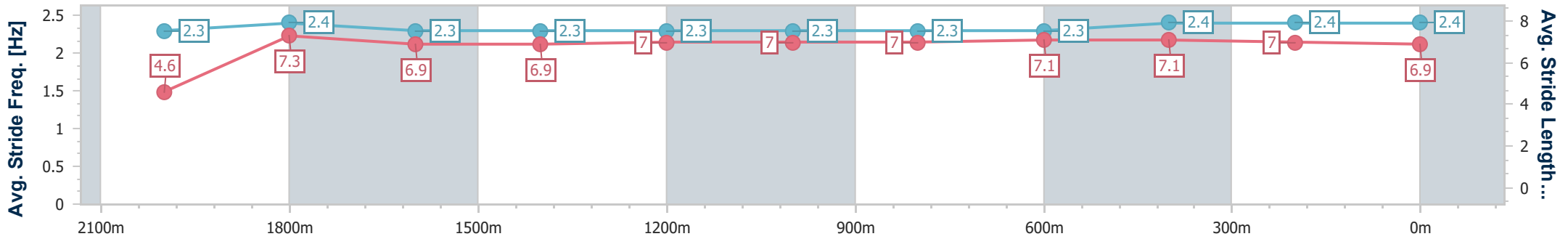
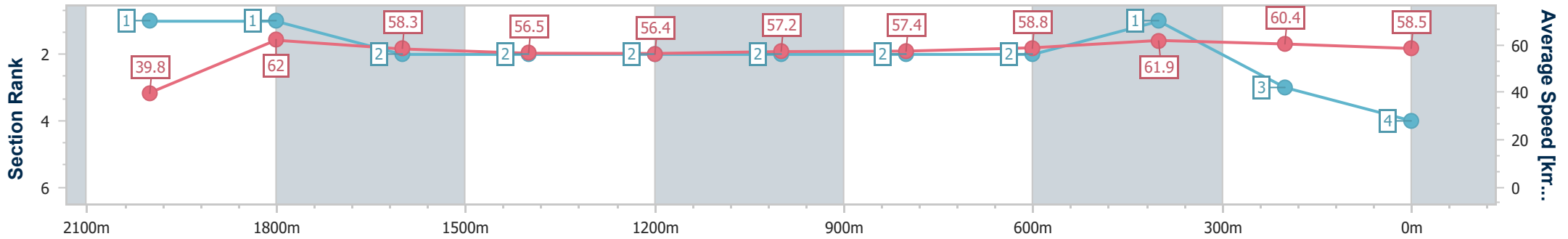
Race 1: SCHWEPPE'S BENCHMARK 68 Handicap - 2170m

19 February 2025 - 14:13



Track Rating: Soft 5, Weather: Fine, Rail Position: +9.5m Entire

Section	Overall	2000m	1800m	1600m	1400m	1200m	1000m	800m	600m	400m	200m
Section Times	2:17.89 [4] (0:15.41)	2:02.48 [1] (0:11.60)	1:50.88 [1] (0:12.29)	1:38.59 [2] (0:12.75)	1:25.84 [2] (0:12.71)	1:13.13 [2] (0:12.59)	1:00.54 [2] (0:12.57)	0:47.97 [2] (0:12.21)	0:35.76 [2] (0:11.59)	0:24.17 [1] (0:11.88)	0:12.29 [3] (0:12.29)
Average Speed [km/h]	39.8	62.0	58.3	56.5	56.4	57.2	57.4	58.8	61.9	60.4	58.5
Top Speed [km/h]	62.3	62.8	61.1	57.0	57.4	58.0	57.8	60.6	62.6	61.7	59.7
Avg. Dist. to Rail [m]	10.2	0.7	0.6	1.0	0.7	0.3	0.2	0.5	0.8	1.5	1.4
Avg. Stride Freq. [Hz]	2.3	2.4	2.3	2.3	2.3	2.3	2.3	2.3	2.4	2.4	2.4
Avg. Stride Length [m]	4.6	7.3	6.9	6.9	7.0	7.0	7.0	7.1	7.1	7.0	6.9



- [ ] Ranking at each section and finish
- .-.- No data available at this section
- NA No data available



Horse/Jockey Name	Kairos Louie
Final Rank	5
Fastest Section Time (Section)	0:11.60 (2000m)
Top Speed [km/h] (Section)	62.7 (2000m)
Race State	Finished



### Ipswich QLD Professional

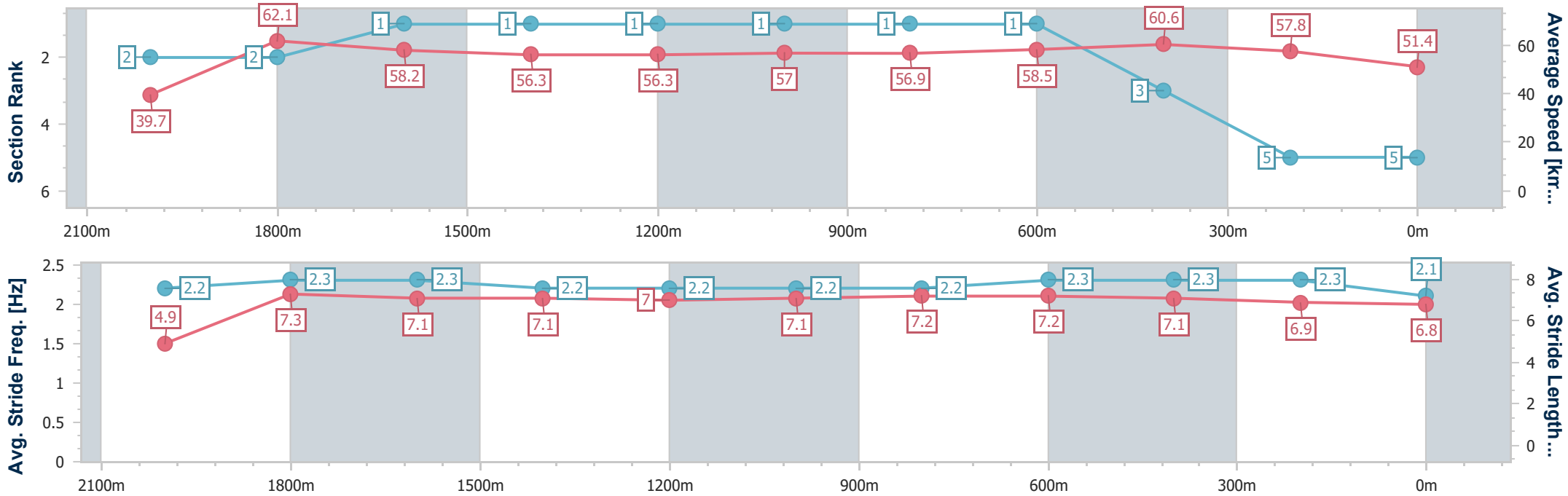
Race 1: SCHWEPPE'S BENCHMARK 68 Handicap - 2170m

19 February 2025 - 14:13



Track Rating: Soft 5, Weather: Fine, Rail Position: +9.5m Entire

Section	Overall	2000m	1800m	1600m	1400m	1200m	1000m	800m	600m	400m	200m
Section Times	2:20.33 [5] (0:15.49)	2:04.84 [2] (0:11.60)	1:53.24 [2] (0:12.09)	1:41.15 [1] (0:12.71)	1:28.44 [1] (0:12.72)	1:15.72 [1] (0:12.56)	1:03.16 [1] (0:12.62)	0:50.54 [1] (0:12.27)	0:38.27 [1] (0:11.82)	0:26.45 [3] (0:12.40)	0:14.05 [5] (0:14.05)
Average Speed [km/h]	39.7	62.1	58.2	56.3	56.3	57.0	56.9	58.5	60.6	57.8	51.4
Top Speed [km/h]	62.4	62.7	60.2	57.2	57.4	57.6	57.6	60.4	61.3	59.6	55.0
Avg. Dist. to Rail [m]	9.2	1.4	2.9	3.6	2.2	0.7	0.5	1.2	1.0	0.6	0.7
Avg. Stride Freq. [Hz]	2.2	2.3	2.3	2.2	2.2	2.2	2.2	2.3	2.3	2.3	2.1
Avg. Stride Length [m]	4.9	7.3	7.1	7.1	7.0	7.1	7.2	7.2	7.1	6.9	6.8



- [ ] Ranking at each section and finish
- .-.- No data available at this section
- NA No data available