

Track Rating: Good 4, Weather: Fine, Rail Position: +9.5m Entire

Section		Field Times												
		Overall	1600m	1400m	1200m	1000m	800m	600m	Last 600m					
		1:44.52 (0:08.84)	1:35.68 (0:11.39)	1:24.29 (0:11.37)	1:12.92 (0:12.04)	1:00.88 (0:12.46)	0:48.42 (0:12.43)	0:35.99 (0:11.92)	0:35.99					
Rank	TAB	Horse/Jockey	Barrier	Top Speed [km/h]	Fastest Section									Distance Travelled [m]
1	1	HE'S A SAINT Jaden Lloyd	11	64.0 1400m	0:09.37 Overall	1:44.52 [1] (0:09.37)	1:35.15 [9] (0:11.99)	1:23.16 [11] (0:11.37)	1:11.79 [11] (0:11.91)	0:59.88 [11] (0:12.33)	0:47.55 [10] (0:12.32)	0:35.23 [10] (0:11.78)	0:35.23	
2	4	POSSIBILITIES Bailey Wheeler	10	64.0 1400m	0:09.47 Overall	1:44.93 [2] (0:09.47)	1:35.46 [11] (0:11.70)	1:23.76 [9] (0:11.34)	1:12.42 [9] (0:11.96)	1:00.46 [9] (0:12.38)	0:48.08 [9] (0:12.26)	0:35.82 [9] (0:11.69)	0:35.82	+1
3	9	EFFIE'S JOY Emily Lang	4	64.2 1400m	0:09.09 Overall	1:45.23 [3] (0:09.09)	1:36.14 [5] (0:11.77)	1:24.37 [7] (0:11.34)	1:13.03 [7] (0:12.04)	1:00.99 [7] (0:12.56)	0:48.43 [8] (0:12.30)	0:36.13 [8] (0:11.92)	0:36.13	-2
4	11	VISCOUNT SYDNEY Anthony Allen	8	63.5 1400m	0:09.29 Overall	1:45.27 [4] (0:09.29)	1:35.98 [8] (0:11.89)	1:24.09 [10] (0:11.48)	1:12.61 [10] (0:11.85)	1:00.76 [10] (0:12.53)	0:48.23 [11] (0:12.33)	0:35.90 [11] (0:11.90)	0:35.90	-8
5	3	MAN OF THE TOWN Georgina Cartwright	6	64.9 1600m	0:09.00 Overall	1:45.31 [5] (0:09.00)	1:36.31 [4] (0:11.40)	1:24.91 [3] (0:11.46)	1:13.45 [3] (0:11.99)	1:01.46 [3] (0:12.47)	0:48.99 [3] (0:12.25)	0:36.74 [2] (0:11.88)	0:36.74	+0
6	8	PULIGNY Ron Stewart	5	63.8 1600m	0:08.95 Overall	1:46.17 [6] (0:08.95)	1:37.22 [3] (0:11.45)	1:25.77 [4] (0:11.52)	1:14.25 [4] (0:12.09)	1:02.16 [5] (0:12.49)	0:49.67 [5] (0:12.32)	0:37.35 [6] (0:11.99)	0:37.35	-4
7	5	SPACE JOURNEY Damien Thornton	9	64.7 1400m	0:09.12 Overall	1:46.32 [7] (0:09.12)	1:37.20 [7] (0:11.68)	1:25.52 [6] (0:11.36)	1:14.16 [6] (0:11.96)	1:02.20 [6] (0:12.43)	0:49.77 [6] (0:12.24)	0:37.53 [5] (0:11.96)	0:37.53	+0
8	10	BRAVE HOSHI Luke Tarrant	2	65.3 1600m	0:09.11 Overall	1:46.69 [8] (0:09.11)	1:37.58 [6] (0:11.45)	1:26.13 [5] (0:11.45)	1:14.68 [5] (0:11.91)	1:02.77 [4] (0:12.50)	0:50.27 [4] (0:12.35)	0:37.92 [4] (0:12.08)	0:37.92	-10
9	7	KANSAS SUN Boris Thornton	7	64.1 1600m	0:08.88 Overall	1:47.16 [9] (0:08.88)	1:38.28 [2] (0:11.43)	1:26.85 [2] (0:11.44)	1:15.41 [2] (0:12.01)	1:03.40 [2] (0:12.46)	0:50.94 [2] (0:12.35)	0:38.59 [3] (0:12.10)	0:38.59	-6
10	6	HEADLINE LEGEND Paul Hamblin	3	64.8 1400m	0:09.46 Overall	1:47.22 [10] (0:09.46)	1:37.76 [10] (0:11.57)	1:26.19 [8] (0:11.31)	1:14.88 [8] (0:11.93)	1:02.95 [8] (0:12.51)	0:50.44 [7] (0:12.27)	0:38.17 [7] (0:11.93)	0:38.17	-10



**Ipswich QLD Professional**  
**Race 2: GREAT NORTHERN Maiden Handicap - 1700m**  
 19 February 2025 - 14:49



Track Rating: Good 4, Weather: Fine, Rail Position: +9.5m Entire

Section		Overall	1600m	1400m	1200m	1000m	800m	600m	Last 600m				
Field Times		1:44.52 (0:08.84)	1:35.68 (0:11.39)	1:24.29 (0:11.37)	1:12.92 (0:12.04)	1:00.88 (0:12.46)	0:48.42 (0:12.43)	0:35.99 (0:11.92)	0:35.99				
Rank	TAB Horse/Jockey	Barrier	Top Speed [km/h]	Fastest Section	Distance Travelled [m]								
11	2 WANT TO BE PROUD Micheal Hellyer	1	63.7 1600m	0:08.84 Overall	1:47.64 [11] (0:08.84)	1:38.80 [1] (0:11.39)	1:27.41 [1] (0:11.37)	1:16.04 [1] (0:12.04)	1:04.00 [1] (0:12.46)	0:51.54 [1] (0:12.43)	0:39.11 [1] (0:11.99)	0:39.11	-8

[ ] Ranking at each section and finish  
 -:-:- No data available at this section  
 NA No data available

SCN Saddle cloth number  
 DNF Did not finish  
 DNT Did not track



# Ipswich QLD Professional

## Race 2: GREAT NORTHERN Maiden Handicap - 1700m

19 February 2025 - 14:49



Track Rating: Good 4, Weather: Fine, Rail Position: +9.5m Entire

Section				400m	200m			Last 600m			
Field Times				0:24.07 (0:12.19)	0:11.88 (0:11.88)			0:35.99			
Rank	TAB	Horse/Jockey	Barrier	Top Speed [km/h]	Fastest Section	Margin				Distance Travelled [m]	
1	1	<b>HE'S A SAINT</b> Jaden Lloyd	11	64.0 1400m	0:09.37 Overall	0:23.45 [10] (0:11.67)	0:11.78 [3] (0:11.78)	1:44.52		0:35.23	
2	4	<b>POSSIBILITIES</b> Bailey Wheeler	10	64.0 1400m	0:09.47 Overall	0:24.13 [5] (0:11.84)	0:12.29 [1] (0:12.29)	2.44L		0:35.82	+1
3	9	<b>EFFIE'S JOY</b> Emily Lang	4	64.2 1400m	0:09.09 Overall	0:24.21 [9] (0:11.86)	0:12.35 [4] (0:12.35)	4.22L		0:36.13	-2
4	11	<b>VISCOUNT SYDNEY</b> Anthony Allen	8	63.5 1400m	0:09.29 Overall	0:24.00 [11] (0:11.91)	0:12.09 [7] (0:12.09)	4.4L		0:35.90	-8
5	3	<b>MAN OF THE TOWN</b> Georgina Cartwright	6	64.9 1600m	0:09.00 Overall	0:24.86 [1] (0:12.25)	0:12.61 [2] (0:12.61)	4.67L		0:36.74	+0
6	8	<b>PULIGNY</b> Ron Stewart	5	63.8 1600m	0:08.95 Overall	0:25.36 [6] (0:12.36)	0:13.00 [5] (0:13.00)	9.74L		0:37.35	-4
7	5	<b>SPACE JOURNEY</b> Damien Thornton	9	64.7 1400m	0:09.12 Overall	0:25.57 [4] (0:12.43)	0:13.14 [6] (0:13.14)	10.61L		0:37.53	+0
8	10	<b>BRAVE HOSHI</b> Luke Tarrant	2	65.3 1600m	0:09.11 Overall	0:25.84 [7] (0:12.58)	0:13.26 [10] (0:13.26)	12.79L		0:37.92	-10
9	7	<b>KANSAS SUN</b> Boris Thornton	7	64.1 1600m	0:08.88 Overall	0:26.49 [3] (0:12.72)	0:13.77 [9] (0:13.77)	15.54L		0:38.59	-6
10	6	<b>HEADLINE LEGEND</b> Paul Hamblin	3	64.8 1400m	0:09.46 Overall	0:26.24 [8] (0:12.65)	0:13.59 [11] (0:13.59)	15.89L		0:38.17	-10

[ ] Ranking at each section and finish  
 -:-:- No data available at this section  
 NA No data available

SCN Saddle cloth number  
 DNF Did not finish  
 DNT Did not track



**Ipswich QLD Professional**  
**Race 2: GREAT NORTHERN Maiden Handicap - 1700m**  
 19 February 2025 - 14:49



Track Rating: Good 4, Weather: Fine, Rail Position: +9.5m Entire

Section		400m	200m			Last 600m	
Field Times		0:24.07 (0:12.19)	0:11.88 (0:11.88)			0:35.99	
Rank	TAB Horse/Jockey	Barrier	Top Speed [km/h]	Fastest Section	Margin	Distance Travelled [m]	
11	2 WANT TO BE PROUD Micheal Hellyer	1	63.7 1600m	0:08.84 Overall	0:27.12 [2] (0:12.81)	0:14.31 [8] (0:14.31)	18.37L -8

[ ] Ranking at each section and finish  
 -:-:- No data available at this section  
 NA No data available

SCN Saddle cloth number  
 DNF Did not finish  
 DNT Did not track



Horse/Jockey Name	He's A Saint
Final Rank	1
Fastest Section Time (Section)	0:09.37 (Overall)
Top Speed [km/h] (Section)	64.0 (1400m)
Race State	Finished



### Ipswich QLD Professional

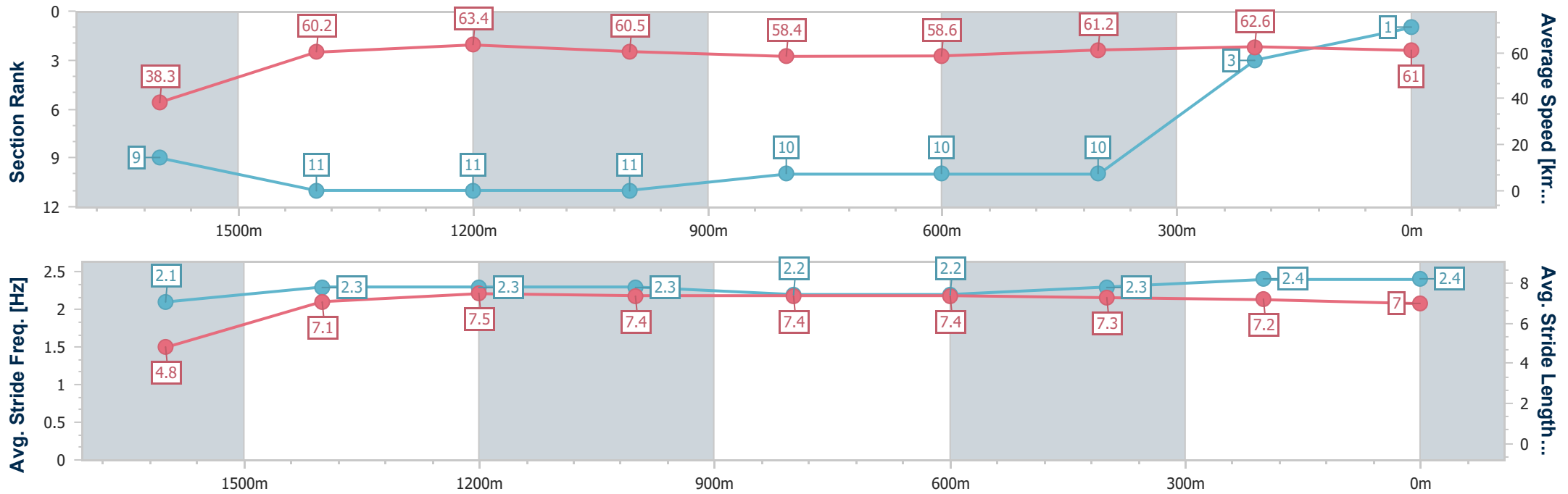
Race 2: GREAT NORTHERN Maiden Handicap - 1700m

19 February 2025 - 14:49



Track Rating: Good 4, Weather: Fine, Rail Position: +9.5m Entire

Section	Overall	1600m	1400m	1200m	1000m	800m	600m	400m	200m
Section Times	1:44.52 [1] (0:09.37)	1:35.15 [9] (0:11.99)	1:23.16 [11] (0:11.37)	1:11.79 [11] (0:11.91)	0:59.88 [11] (0:12.33)	0:47.55 [10] (0:12.32)	0:35.23 [10] (0:11.78)	0:23.45 [10] (0:11.67)	0:11.78 [3] (0:11.78)
Average Speed [km/h]	38.3	60.2	63.4	60.5	58.4	58.6	61.2	62.6	61.0
Top Speed [km/h]	57.0	62.1	64.0	63.1	59.3	59.9	62.8	63.6	62.6
Avg. Dist. to Rail [m]	8.5	1.8	0.2	0.7	0.9	0.2	0.9	3.5	3.5
Avg. Stride Freq. [Hz]	2.1	2.3	2.3	2.3	2.2	2.2	2.3	2.4	2.4
Avg. Stride Length [m]	4.8	7.1	7.5	7.4	7.4	7.4	7.3	7.2	7.0



- [ ] Ranking at each section and finish
- .-.- No data available at this section
- NA No data available



Horse/Jockey Name	Possibilities
Final Rank	2
Fastest Section Time (Section)	0:09.47 (Overall)
Top Speed [km/h] (Section)	64.0 (1400m)
Race State	Finished



Ipswich QLD Professional

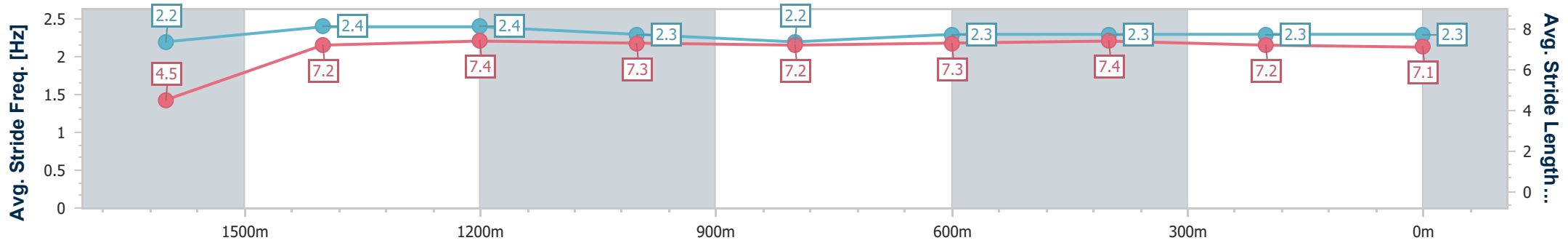
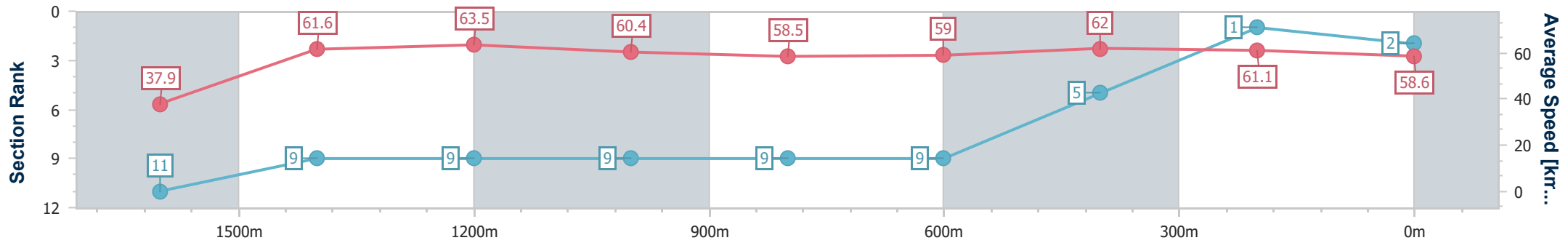
Race 2: GREAT NORTHERN Maiden Handicap - 1700m

19 February 2025 - 14:49

Track Rating: Good 4, Weather: Fine, Rail Position: +9.5m Entire



Section	Overall	1600m	1400m	1200m	1000m	800m	600m	400m	200m
Section Times	1:44.93 [2] (0:09.47)	1:35.46 [11] (0:11.70)	1:23.76 [9] (0:11.34)	1:12.42 [9] (0:11.96)	1:00.46 [9] (0:12.38)	0:48.08 [9] (0:12.26)	0:35.82 [9] (0:11.69)	0:24.13 [5] (0:11.84)	0:12.29 [1] (0:12.29)
Average Speed [km/h]	37.9	61.6	63.5	60.4	58.5	59.0	62.0	61.1	58.6
Top Speed [km/h]	57.2	63.5	64.0	62.9	58.9	60.0	63.4	63.2	60.4
Avg. Dist. to Rail [m]	7.8	1.3	0.1	1.1	1.8	0.9	1.3	2.1	2.3
Avg. Stride Freq. [Hz]	2.2	2.4	2.4	2.3	2.2	2.3	2.3	2.3	2.3
Avg. Stride Length [m]	4.5	7.2	7.4	7.3	7.2	7.3	7.4	7.2	7.1



- [ ] Ranking at each section and finish
- .-.- No data available at this section
- NA No data available



Horse/Jockey Name	Effie's Joy
Final Rank	3
Fastest Section Time (Section)	0:09.09 (Overall)
Top Speed [km/h] (Section)	64.2 (1400m)
Race State	Finished



Ipswich QLD Professional

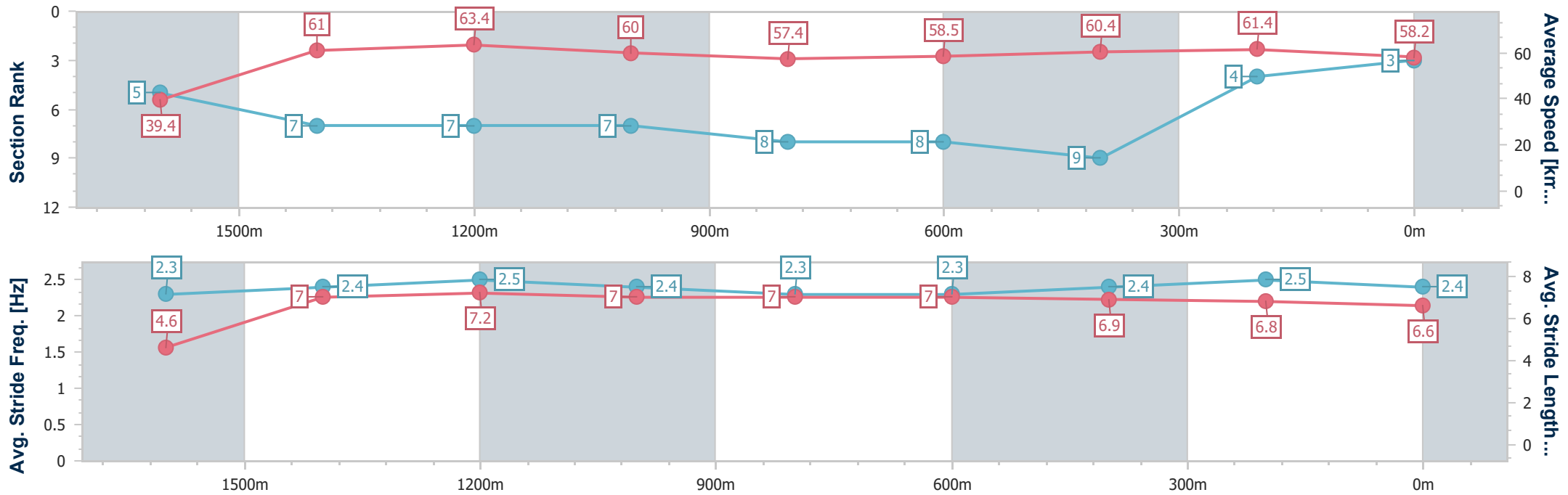
Race 2: GREAT NORTHERN Maiden Handicap - 1700m

19 February 2025 - 14:49



Track Rating: Good 4, Weather: Fine, Rail Position: +9.5m Entire

Section	Overall	1600m	1400m	1200m	1000m	800m	600m	400m	200m
Section Times	1:45.23 [3] (0:09.09)	1:36.14 [5] (0:11.77)	1:24.37 [7] (0:11.34)	1:13.03 [7] (0:12.04)	1:00.99 [7] (0:12.56)	0:48.43 [8] (0:12.30)	0:36.13 [8] (0:11.92)	0:24.21 [9] (0:11.86)	0:12.35 [4] (0:12.35)
Average Speed [km/h]	39.4	61.0	63.4	60.0	57.4	58.5	60.4	61.4	58.2
Top Speed [km/h]	58.0	63.3	64.2	61.6	58.4	59.5	61.6	62.1	60.4
Avg. Dist. to Rail [m]	2.3	0.7	0.6	0.8	0.8	0.3	0.4	2.6	3.9
Avg. Stride Freq. [Hz]	2.3	2.4	2.5	2.4	2.3	2.3	2.4	2.5	2.4
Avg. Stride Length [m]	4.6	7.0	7.2	7.0	7.0	7.0	6.9	6.8	6.6



- [ ] Ranking at each section and finish
- .-.- No data available at this section
- NA No data available



Horse/Jockey Name	Viscount Sydney
Final Rank	4
Fastest Section Time (Section)	0:09.29 (Overall)
Top Speed [km/h] (Section)	63.5 (1400m)
Race State	Finished



Ipswich QLD Professional

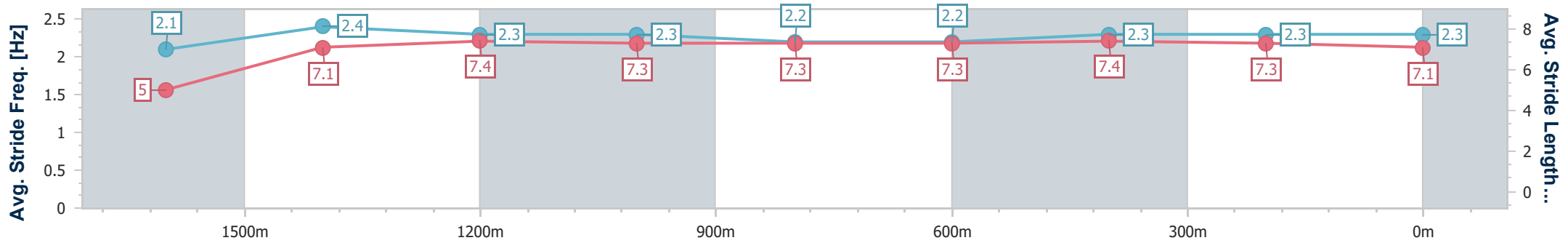
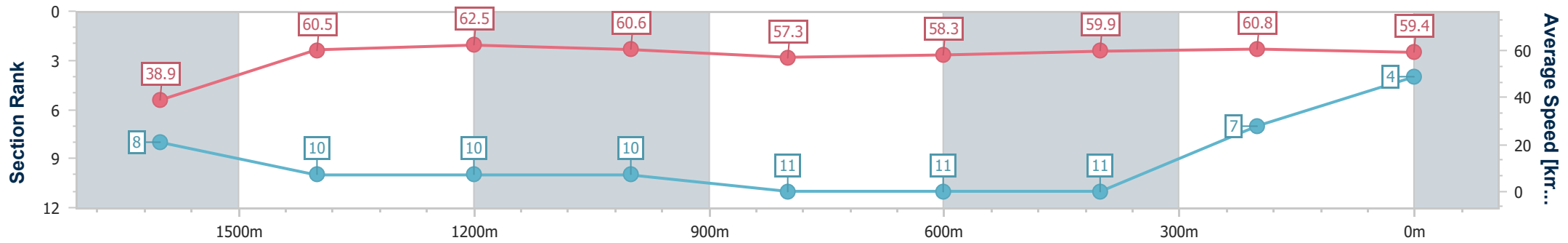
Race 2: GREAT NORTHERN Maiden Handicap - 1700m

19 February 2025 - 14:49



Track Rating: Good 4, Weather: Fine, Rail Position: +9.5m Entire

Section	Overall	1600m	1400m	1200m	1000m	800m	600m	400m	200m
Section Times	1:45.27 [4] (0:09.29)	1:35.98 [8] (0:11.89)	1:24.09 [10] (0:11.48)	1:12.61 [10] (0:11.85)	1:00.76 [10] (0:12.53)	0:48.23 [11] (0:12.33)	0:35.90 [11] (0:11.90)	0:24.00 [11] (0:11.91)	0:12.09 [7] (0:12.09)
Average Speed [km/h]	38.9	60.5	62.5	60.6	57.3	58.3	59.9	60.8	59.4
Top Speed [km/h]	57.3	61.9	63.5	62.5	58.4	59.4	61.8	61.5	60.4
Avg. Dist. to Rail [m]	5.0	0.7	1.3	0.6	0.5	1.3	1.2	2.0	5.7
Avg. Stride Freq. [Hz]	2.1	2.4	2.3	2.3	2.2	2.2	2.3	2.3	2.3
Avg. Stride Length [m]	5.0	7.1	7.4	7.3	7.3	7.3	7.4	7.3	7.1



- [ ] Ranking at each section and finish
- .-.- No data available at this section
- NA No data available





Horse/Jockey Name	Man Of The Town
Final Rank	5
Fastest Section Time (Section)	0:09.00 (Overall)
Top Speed [km/h] (Section)	64.9 (1600m)
Race State	Finished



### Ipswich QLD Professional

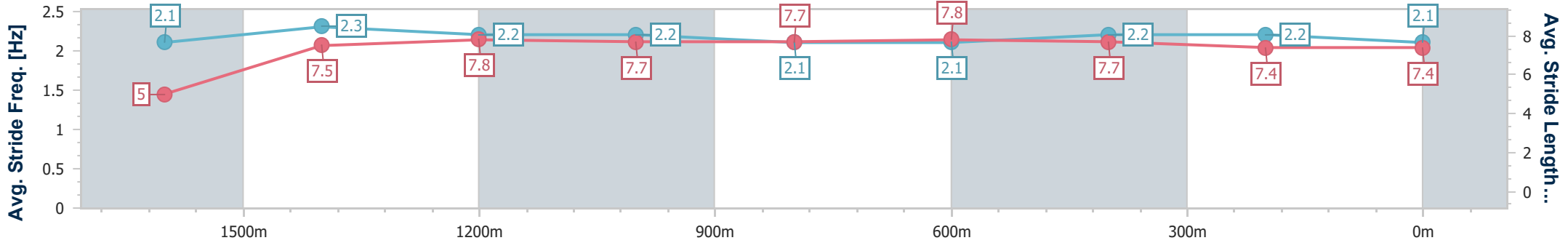
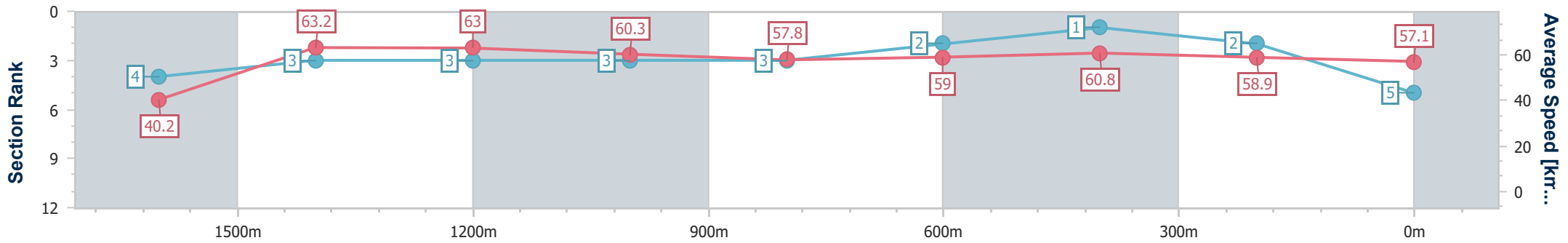
Race 2: GREAT NORTHERN Maiden Handicap - 1700m

19 February 2025 - 14:49



Track Rating: Good 4, Weather: Fine, Rail Position: +9.5m Entire

Section	Overall	1600m	1400m	1200m	1000m	800m	600m	400m	200m
Section Times	1:45.31 [5] (0:09.00)	1:36.31 [4] (0:11.40)	1:24.91 [3] (0:11.46)	1:13.45 [3] (0:11.99)	1:01.46 [3] (0:12.47)	0:48.99 [3] (0:12.25)	0:36.74 [2] (0:11.88)	0:24.86 [1] (0:12.25)	0:12.61 [2] (0:12.61)
Average Speed [km/h]	40.2	63.2	63.0	60.3	57.8	59.0	60.8	58.9	57.1
Top Speed [km/h]	60.5	64.9	64.4	61.5	58.2	59.9	61.4	60.3	58.7
Avg. Dist. to Rail [m]	3.4	0.5	0.5	1.2	1.2	0.7	0.8	0.7	1.4
Avg. Stride Freq. [Hz]	2.1	2.3	2.2	2.2	2.1	2.1	2.2	2.2	2.1
Avg. Stride Length [m]	5.0	7.5	7.8	7.7	7.7	7.8	7.7	7.4	7.4



- [ ] Ranking at each section and finish
- .-.- No data available at this section
- NA No data available



Horse/Jockey Name	Puligny
Final Rank	6
Fastest Section Time (Section)	0:08.95 (Overall)
Top Speed [km/h] (Section)	63.8 (1600m)
Race State	Finished



Ipswich QLD Professional

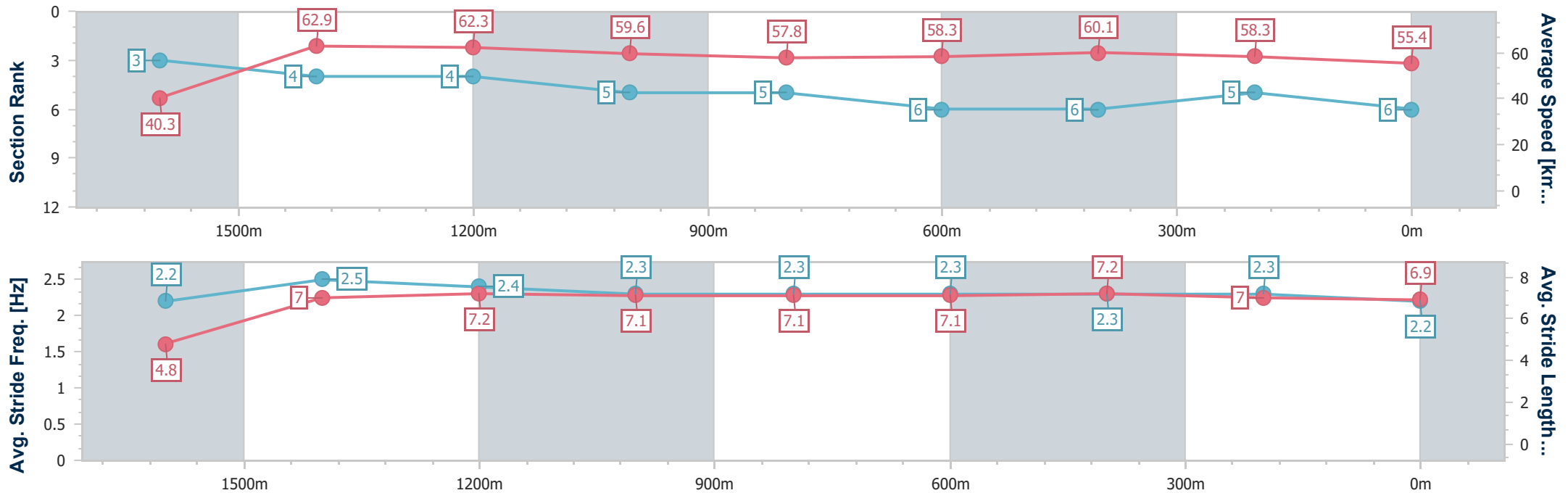
Race 2: GREAT NORTHERN Maiden Handicap - 1700m

19 February 2025 - 14:49



Track Rating: Good 4, Weather: Fine, Rail Position: +9.5m Entire

Section	Overall	1600m	1400m	1200m	1000m	800m	600m	400m	200m
Section Times	1:46.17 [6] (0:08.95)	1:37.22 [3] (0:11.45)	1:25.77 [4] (0:11.52)	1:14.25 [4] (0:12.09)	1:02.16 [5] (0:12.49)	0:49.67 [5] (0:12.32)	0:37.35 [6] (0:11.99)	0:25.36 [6] (0:12.36)	0:13.00 [5] (0:13.00)
Average Speed [km/h]	40.3	62.9	62.3	59.6	57.8	58.3	60.1	58.3	55.4
Top Speed [km/h]	60.8	63.8	63.3	61.5	58.1	59.1	61.0	59.9	56.8
Avg. Dist. to Rail [m]	3.0	0.4	0.4	0.4	0.5	0.2	0.3	0.9	2.3
Avg. Stride Freq. [Hz]	2.2	2.5	2.4	2.3	2.3	2.3	2.3	2.3	2.2
Avg. Stride Length [m]	4.8	7.0	7.2	7.1	7.1	7.1	7.2	7.0	6.9



- [ ] Ranking at each section and finish
- .-.- No data available at this section
- NA No data available



Horse/Jockey Name	Space Journey
Final Rank	7
Fastest Section Time (Section)	0:09.12 (Overall)
Top Speed [km/h] (Section)	64.7 (1400m)
Race State	Finished



### Ipswich QLD Professional

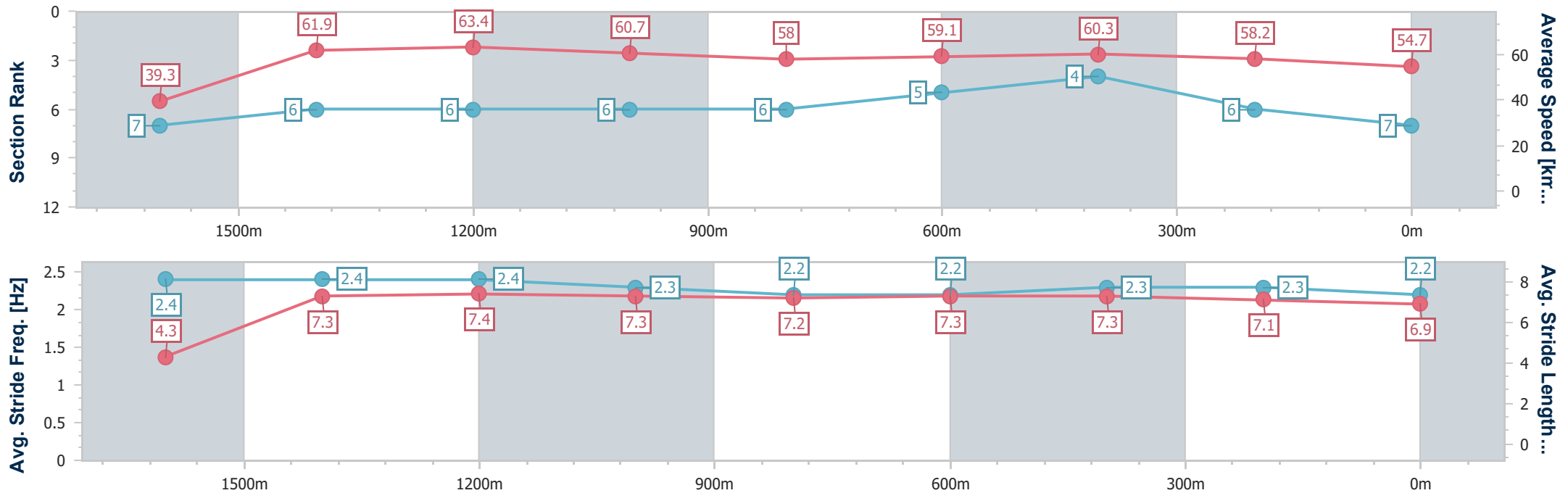
Race 2: GREAT NORTHERN Maiden Handicap - 1700m

19 February 2025 - 14:49



Track Rating: Good 4, Weather: Fine, Rail Position: +9.5m Entire

Section	Overall	1600m	1400m	1200m	1000m	800m	600m	400m	200m
Section Times	1:46.32 [7] (0:09.12)	1:37.20 [7] (0:11.68)	1:25.52 [6] (0:11.36)	1:14.16 [6] (0:11.96)	1:02.20 [6] (0:12.43)	0:49.77 [6] (0:12.24)	0:37.53 [5] (0:11.96)	0:25.57 [4] (0:12.43)	0:13.14 [6] (0:13.14)
Average Speed [km/h]	39.3	61.9	63.4	60.7	58.0	59.1	60.3	58.2	54.7
Top Speed [km/h]	60.0	63.8	64.7	62.1	58.8	60.0	60.6	60.4	56.3
Avg. Dist. to Rail [m]	6.8	1.2	0.6	1.4	1.5	0.9	0.7	1.3	3.5
Avg. Stride Freq. [Hz]	2.4	2.4	2.4	2.3	2.2	2.2	2.3	2.3	2.2
Avg. Stride Length [m]	4.3	7.3	7.4	7.3	7.2	7.3	7.3	7.1	6.9



- [ ] Ranking at each section and finish
- .-.- No data available at this section
- NA No data available



Horse/Jockey Name	Brave Hoshi
Final Rank	8
Fastest Section Time (Section)	0:09.11 (Overall)
Top Speed [km/h] (Section)	65.3 (1600m)
Race State	Finished



Ipswich QLD Professional

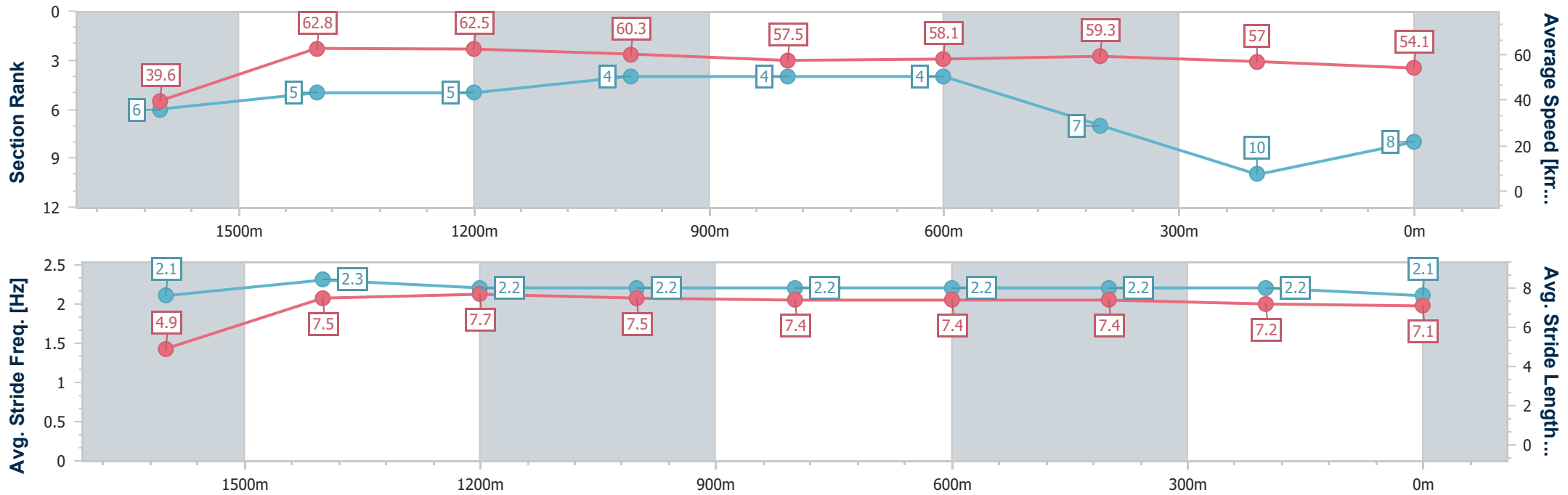
Race 2: GREAT NORTHERN Maiden Handicap - 1700m

19 February 2025 - 14:49



Track Rating: Good 4, Weather: Fine, Rail Position: +9.5m Entire

Section	Overall	1600m	1400m	1200m	1000m	800m	600m	400m	200m
Section Times	1:46.69 [8] (0:09.11)	1:37.58 [6] (0:11.45)	1:26.13 [5] (0:11.45)	1:14.68 [5] (0:11.91)	1:02.77 [4] (0:12.50)	0:50.27 [4] (0:12.35)	0:37.92 [4] (0:12.08)	0:25.84 [7] (0:12.58)	0:13.26 [10] (0:13.26)
Average Speed [km/h]	39.6	62.8	62.5	60.3	57.5	58.1	59.3	57.0	54.1
Top Speed [km/h]	60.4	65.3	63.1	62.8	58.1	58.9	59.9	59.0	55.7
Avg. Dist. to Rail [m]	1.4	1.3	1.2	0.6	0.5	1.2	1.6	1.8	1.1
Avg. Stride Freq. [Hz]	2.1	2.3	2.2	2.2	2.2	2.2	2.2	2.2	2.1
Avg. Stride Length [m]	4.9	7.5	7.7	7.5	7.4	7.4	7.4	7.2	7.1



- [ ] Ranking at each section and finish
- .-.- No data available at this section
- NA No data available



Horse/Jockey Name	Kansas Sun
Final Rank	9
Fastest Section Time (Section)	0:08.88 (Overall)
Top Speed [km/h] (Section)	64.1 (1600m)
Race State	Finished



### Ipswich QLD Professional

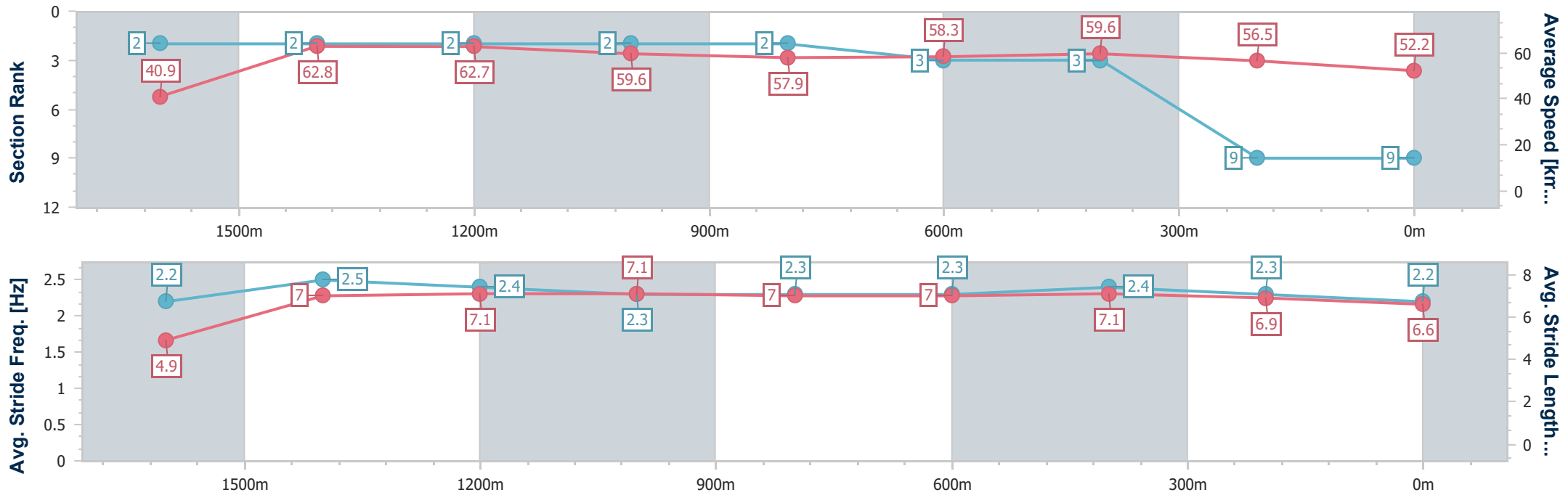
Race 2: GREAT NORTHERN Maiden Handicap - 1700m

19 February 2025 - 14:49



Track Rating: Good 4, Weather: Fine, Rail Position: +9.5m Entire

Section	Overall	1600m	1400m	1200m	1000m	800m	600m	400m	200m
Section Times	1:47.16 [9] (0:08.88)	1:38.28 [2] (0:11.43)	1:26.85 [2] (0:11.44)	1:15.41 [2] (0:12.01)	1:03.40 [2] (0:12.46)	0:50.94 [2] (0:12.35)	0:38.59 [3] (0:12.10)	0:26.49 [3] (0:12.72)	0:13.77 [9] (0:13.77)
Average Speed [km/h]	40.9	62.8	62.7	59.6	57.9	58.3	59.6	56.5	52.2
Top Speed [km/h]	60.5	64.1	64.0	61.5	58.7	59.2	60.3	59.1	54.7
Avg. Dist. to Rail [m]	4.3	1.1	1.3	1.1	0.4	0.2	0.3	0.2	1.2
Avg. Stride Freq. [Hz]	2.2	2.5	2.4	2.3	2.3	2.3	2.4	2.3	2.2
Avg. Stride Length [m]	4.9	7.0	7.1	7.1	7.0	7.0	7.1	6.9	6.6



- [ ] Ranking at each section and finish
- .-.- No data available at this section
- NA No data available



Horse/Jockey Name	Headline Legend
Final Rank	10
Fastest Section Time (Section)	0:09.46 (Overall)
Top Speed [km/h] (Section)	64.8 (1400m)
Race State	Finished



### Ipswich QLD Professional

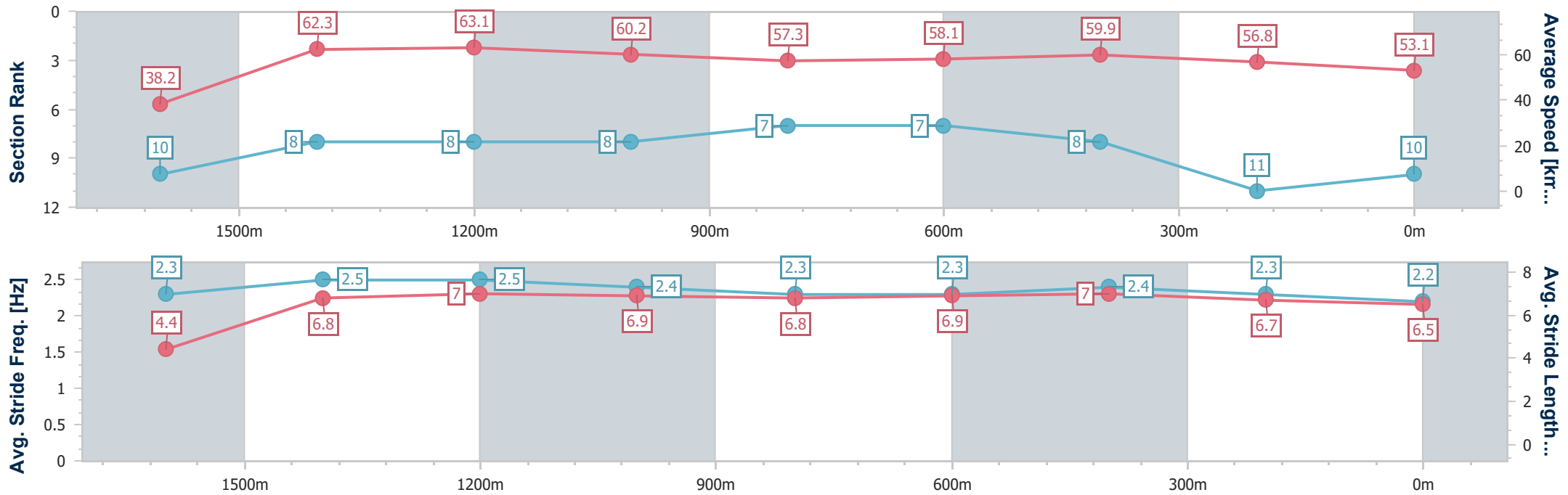
Race 2: GREAT NORTHERN Maiden Handicap - 1700m

19 February 2025 - 14:49



Track Rating: Good 4, Weather: Fine, Rail Position: +9.5m Entire

Section	Overall	1600m	1400m	1200m	1000m	800m	600m	400m	200m
Section Times	1:47.22 [10] (0:09.46)	1:37.76 [10] (0:11.57)	1:26.19 [8] (0:11.31)	1:14.88 [8] (0:11.93)	1:02.95 [8] (0:12.51)	0:50.44 [7] (0:12.27)	0:38.17 [7] (0:11.93)	0:26.24 [8] (0:12.65)	0:13.59 [11] (0:13.59)
Average Speed [km/h]	38.2	62.3	63.1	60.2	57.3	58.1	59.9	56.8	53.1
Top Speed [km/h]	58.9	63.5	64.8	61.7	58.1	59.0	60.8	60.8	54.7
Avg. Dist. to Rail [m]	2.2	1.4	1.5	1.1	1.2	2.1	2.0	0.6	2.1
Avg. Stride Freq. [Hz]	2.3	2.5	2.5	2.4	2.3	2.3	2.4	2.3	2.2
Avg. Stride Length [m]	4.4	6.8	7.0	6.9	6.8	6.9	7.0	6.7	6.5



- [ ] Ranking at each section and finish
- .-.- No data available at this section
- NA No data available



Horse/Jockey Name	Want To Be Proud
Final Rank	11
Fastest Section Time (Section)	0:08.84 (Overall)
Top Speed [km/h] (Section)	63.7 (1600m)
Race State	Finished



### Ipswich QLD Professional

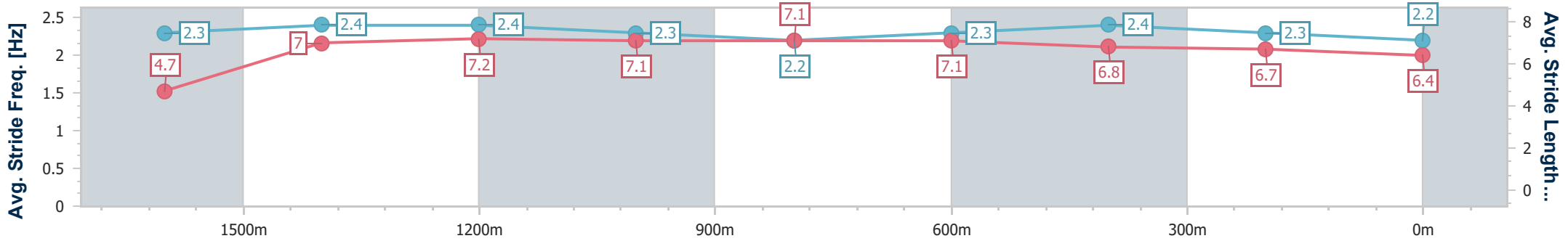
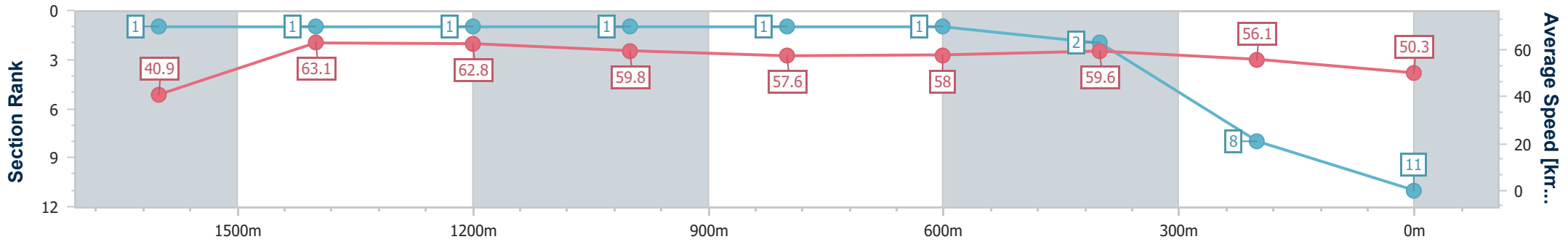
Race 2: GREAT NORTHERN Maiden Handicap - 1700m

19 February 2025 - 14:49



Track Rating: Good 4, Weather: Fine, Rail Position: +9.5m Entire

Section	Overall	1600m	1400m	1200m	1000m	800m	600m	400m	200m
Section Times	1:47.64 [11] (0:08.84)	1:38.80 [1] (0:11.39)	1:27.41 [1] (0:11.37)	1:16.04 [1] (0:12.04)	1:04.00 [1] (0:12.46)	0:51.54 [1] (0:12.43)	0:39.11 [1] (0:11.99)	0:27.12 [2] (0:12.81)	0:14.31 [8] (0:14.31)
Average Speed [km/h]	40.9	63.1	62.8	59.8	57.6	58.0	59.6	56.1	50.3
Top Speed [km/h]	60.9	63.7	63.6	62.2	58.0	58.2	60.9	58.9	53.6
Avg. Dist. to Rail [m]	1.7	1.6	1.5	0.5	0.4	0.6	0.8	0.8	0.2
Avg. Stride Freq. [Hz]	2.3	2.4	2.4	2.3	2.2	2.3	2.4	2.3	2.2
Avg. Stride Length [m]	4.7	7.0	7.2	7.1	7.1	7.1	6.8	6.7	6.4



- [ ] Ranking at each section and finish
- .-.- No data available at this section
- NA No data available