



Ipswich QLD Professional
Race 4: GORDON'S GIN BENCHMARK 85 Handicap - 1100m
 19 February 2025 - 15:58



Track Rating: Good 4, Weather: Fine, Rail Position: +9.5m Entire

Section		Field Times											Last 600m					
		Overall	1000m	800m	600m	400m	200m						0:33.25					
		1:03.82 (0:08.55)	0:55.27 (0:11.08)	0:44.19 (0:10.94)	0:33.25 (0:10.94)	0:22.31 (0:10.93)	0:11.38 (0:11.38)											
Rank	TAB	Horse/Jockey	Barrier	Top Speed [km/h]	Fastest Section												Margin	Distance Travelled [m]
1	2	LIQUOR Angela Jones	6	67.1 1000m	0:08.55 Overall	1:03.82 [1] (0:08.55)	0:55.27 [1] (0:11.07)	0:44.19 [1] (0:10.94)	0:33.25 [1] (0:10.94)	0:22.31 [1] (0:10.93)	0:11.38 [1] (0:11.38)	1:03.82	0:33.25					
2	8	HEROIC MISS Tahlia Fenlon	4	67.7 400m	0:09.07 Overall	1:03.87 [2] (0:09.07)	0:54.80 [7] (0:11.04)	0:43.76 [7] (0:10.94)	0:32.82 [7] (0:11.04)	0:21.78 [7] (0:10.83)	0:10.95 [7] (0:10.95)	0.27L	0:32.82	-4				
3	6	TWO YA GOT Damien Thornton	3	66.8 1000m	0:08.76 Overall	1:03.94 [3] (0:08.76)	0:55.18 [3] (0:10.94)	0:44.24 [4] (0:10.89)	0:33.35 [4] (0:11.09)	0:22.26 [4] (0:11.00)	0:11.26 [2] (0:11.26)	0.69L	0:33.35	-1				
4	7	DIVINE OKAY Robbie Dolan	5	67.5 1000m	0:08.83 Overall	1:03.97 [4] (0:08.83)	0:55.14 [4] (0:10.88)	0:44.26 [5] (0:10.90)	0:33.36 [5] (0:11.15)	0:22.21 [5] (0:10.96)	0:11.25 [3] (0:11.25)	0.9L	0:33.36	+4				
5	1	HARDWARE LANE Jasper Franklin	1	68.4 1000m	0:08.85 Overall	1:04.17 [5] (0:08.85)	0:55.32 [5] (0:10.79)	0:44.52 [3] (0:10.92)	0:33.60 [2] (0:11.25)	0:22.57 [3] (0:11.15)	0:11.42 [4] (0:11.42)	2.04L	0:33.82	-3				
6	5	JACK BE LUCKY Emily Lang	7	69.0 1000m	0:08.69 Overall	1:04.20 [6] (0:08.69)	0:55.51 [2] (0:10.94)	0:44.56 [2] (0:10.94)	0:33.62 [3] (0:11.16)	0:22.68 [2] (0:11.24)	0:11.44 [5] (0:11.44)	2.23L	0:33.84	+2				
7	3	KINGSTON'S HERE Cody Collis	2	67.0 1000m	0:08.89 Overall	1:04.22 [7] (0:08.89)	0:55.33 [6] (0:10.93)	0:44.40 [6] (0:10.85)	0:33.55 [6] (0:11.11)	0:22.44 [6] (0:11.04)	0:11.40 [6] (0:11.40)	2.33L	0:33.55	-3				

Scratched: Kote (#4)

[] Ranking at each section and finish
 -:-:- No data available at this section
 NA No data available

SCN Saddle cloth number
 DNF Did not finish
 DNT Did not track



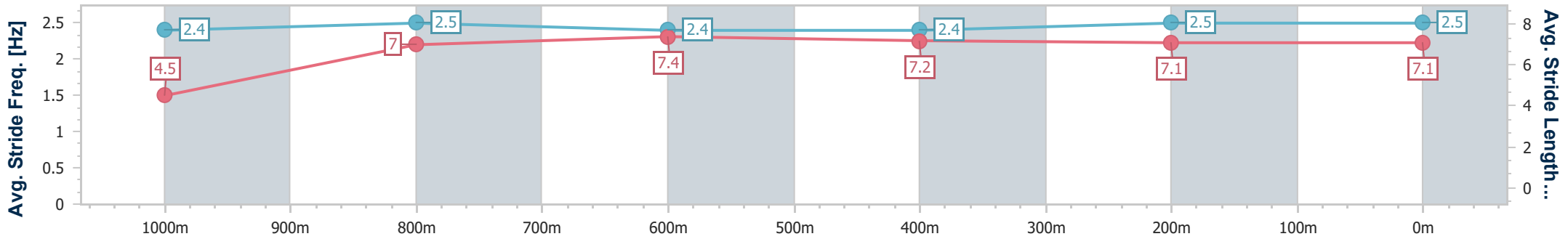
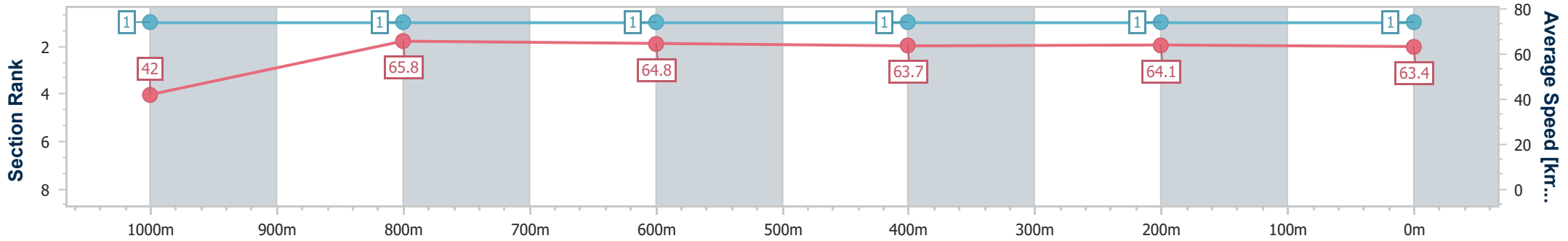
Horse/Jockey Name	Liquor
Final Rank	1
Fastest Section Time (Section)	0:08.55 (Overall)
Top Speed [km/h] (Section)	67.1 (1000m)
Race State	Finished



Ipswich QLD Professional
 Race 4: GORDON'S GIN BENCHMARK 85 Handicap - 1100m
 19 February 2025 - 15:58
 Track Rating: Good 4, Weather: Fine, Rail Position: +9.5m Entire



Section	Overall	1000m	800m	600m	400m	200m
Section Times	1:03.82 [1] (0:08.55)	0:55.27 [1] (0:11.07)	0:44.19 [1] (0:10.94)	0:33.25 [1] (0:10.94)	0:22.31 [1] (0:10.93)	0:11.38 [1] (0:11.38)
Average Speed [km/h]	42.0	65.8	64.8	63.7	64.1	63.4
Top Speed [km/h]	65.2	67.1	66.7	64.9	66.7	66.3
Avg. Dist. to Rail [m]	5.9	1.4	1.9	6.4	8.5	7.1
Avg. Stride Freq. [Hz]	2.4	2.5	2.4	2.4	2.5	2.5
Avg. Stride Length [m]	4.5	7.0	7.4	7.2	7.1	7.1



- [] Ranking at each section and finish
- .-.- No data available at this section
- NA No data available



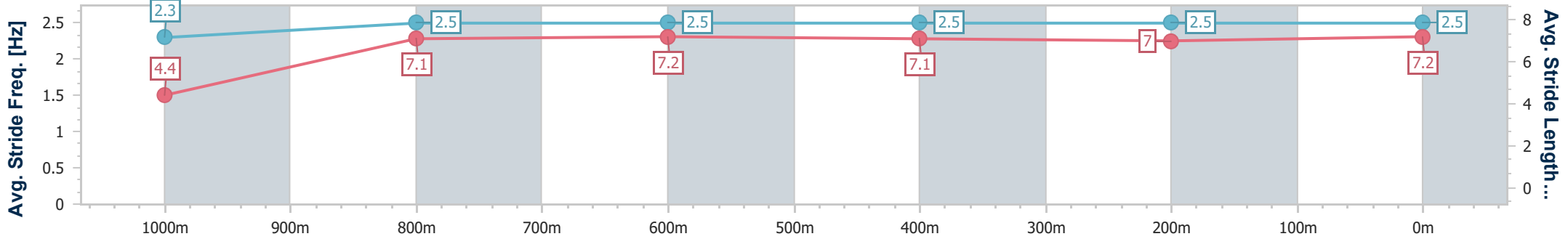
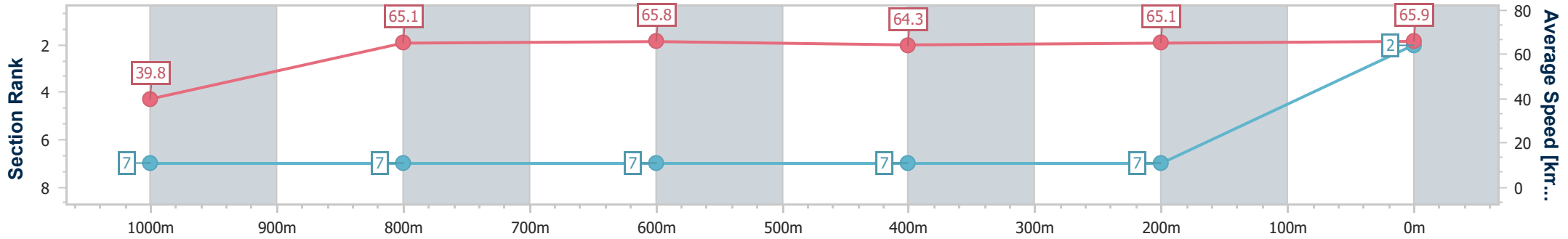
Horse/Jockey Name	Heroic Miss
Final Rank	2
Fastest Section Time (Section)	0:09.07 (Overall)
Top Speed [km/h] (Section)	67.7 (400m)
Race State	Finished



Ipswich QLD Professional
 Race 4: GORDON'S GIN BENCHMARK 85 Handicap - 1100m
 19 February 2025 - 15:58
 Track Rating: Good 4, Weather: Fine, Rail Position: +9.5m Entire



Section	Overall	1000m	800m	600m	400m	200m
Section Times	1:03.87 [2] (0:09.07)	0:54.80 [7] (0:11.04)	0:43.76 [7] (0:10.94)	0:32.82 [7] (0:11.04)	0:21.78 [7] (0:10.83)	0:10.95 [7] (0:10.95)
Average Speed [km/h]	39.8	65.1	65.8	64.3	65.1	65.9
Top Speed [km/h]	62.3	67.2	66.5	66.2	67.7	67.6
Avg. Dist. to Rail [m]	4.8	0.7	1.0	3.1	3.8	0.7
Avg. Stride Freq. [Hz]	2.3	2.5	2.5	2.5	2.5	2.5
Avg. Stride Length [m]	4.4	7.1	7.2	7.1	7.0	7.2



- [] Ranking at each section and finish
- .-.- No data available at this section
- NA No data available



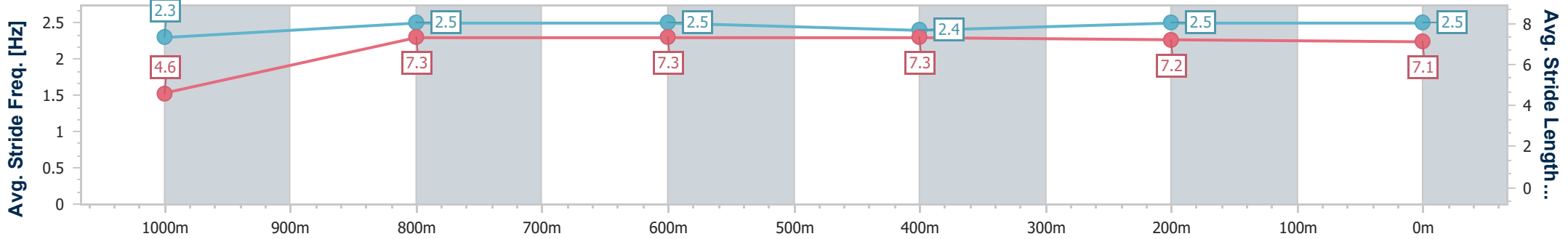
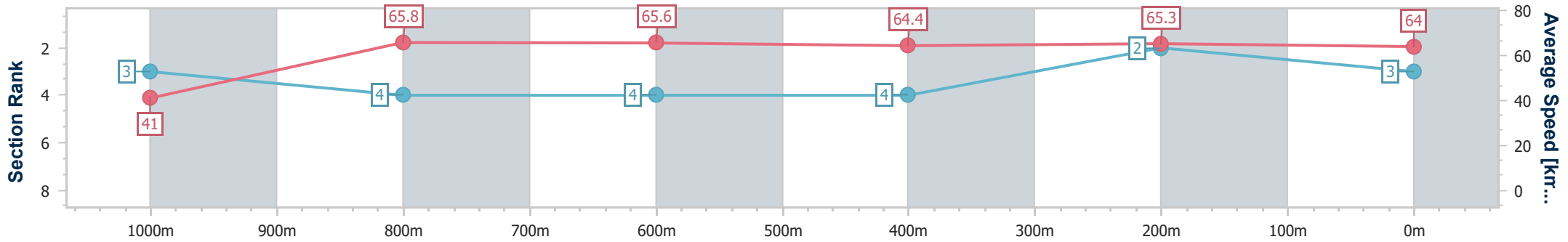
Horse/Jockey Name	Two Ya Got
Final Rank	3
Fastest Section Time (Section)	0:08.76 (Overall)
Top Speed [km/h] (Section)	66.8 (1000m)
Race State	Finished



Ipswich QLD Professional
 Race 4: GORDON'S GIN BENCHMARK 85 Handicap - 1100m
 19 February 2025 - 15:58
 Track Rating: Good 4, Weather: Fine, Rail Position: +9.5m Entire



Section	Overall	1000m	800m	600m	400m	200m
Section Times	1:03.94 [3] (0:08.76)	0:55.18 [3] (0:10.94)	0:44.24 [4] (0:10.89)	0:33.35 [4] (0:11.09)	0:22.26 [4] (0:11.00)	0:11.26 [2]
Average Speed [km/h]	41.0	65.8	65.6	64.4	65.3	64.0
Top Speed [km/h]	65.2	66.8	66.6	65.8	66.6	65.6
Avg. Dist. to Rail [m]	4.7	0.6	1.9	2.0	0.5	1.1
Avg. Stride Freq. [Hz]	2.3	2.5	2.5	2.4	2.5	2.5
Avg. Stride Length [m]	4.6	7.3	7.3	7.3	7.2	7.1



- [] Ranking at each section and finish
- .-.- No data available at this section
- NA No data available



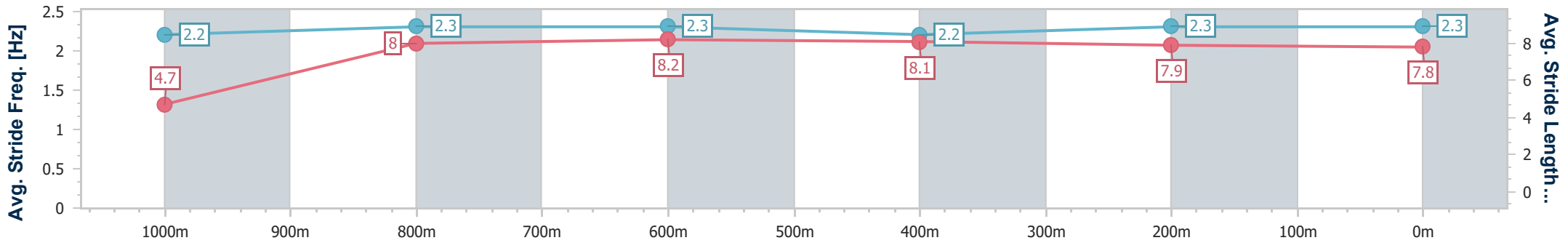
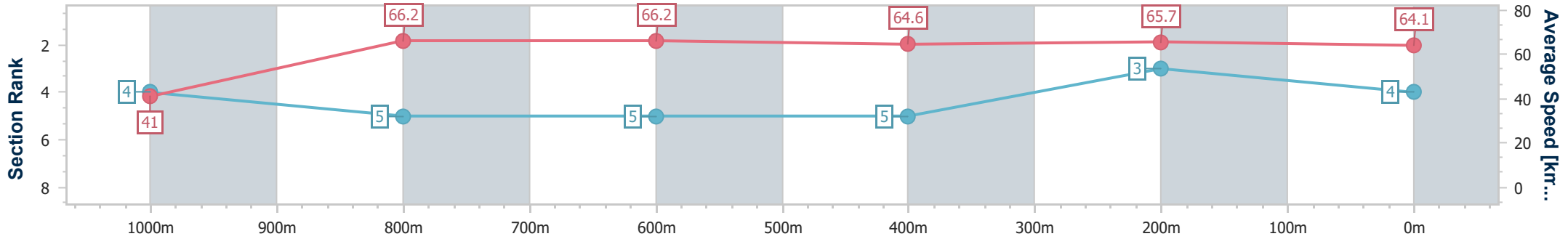
Horse/Jockey Name	Divine Okay
Final Rank	4
Fastest Section Time (Section)	0:08.83 (Overall)
Top Speed [km/h] (Section)	67.5 (1000m)
Race State	Finished



Ipswich QLD Professional
 Race 4: GORDON'S GIN BENCHMARK 85 Handicap - 1100m
 19 February 2025 - 15:58
 Track Rating: Good 4, Weather: Fine, Rail Position: +9.5m Entire



Section	Overall	1000m	800m	600m	400m	200m
Section Times	1:03.97 [4] (0:08.83)	0:55.14 [4] (0:10.88)	0:44.26 [5] (0:10.90)	0:33.36 [5] (0:11.15)	0:22.21 [5] (0:10.96)	0:11.25 [3] (0:11.25)
Average Speed [km/h]	41.0	66.2	66.2	64.6	65.7	64.1
Top Speed [km/h]	64.4	67.5	67.0	65.5	66.9	65.5
Avg. Dist. to Rail [m]	5.6	1.2	0.3	0.5	1.0	2.0
Avg. Stride Freq. [Hz]	2.2	2.3	2.3	2.2	2.3	2.3
Avg. Stride Length [m]	4.7	8.0	8.2	8.1	7.9	7.8



- [] Ranking at each section and finish
- .-.- No data available at this section
- NA No data available



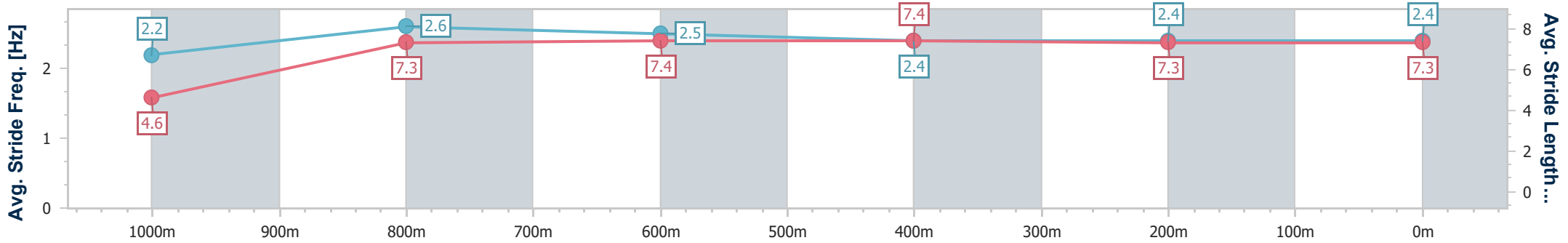
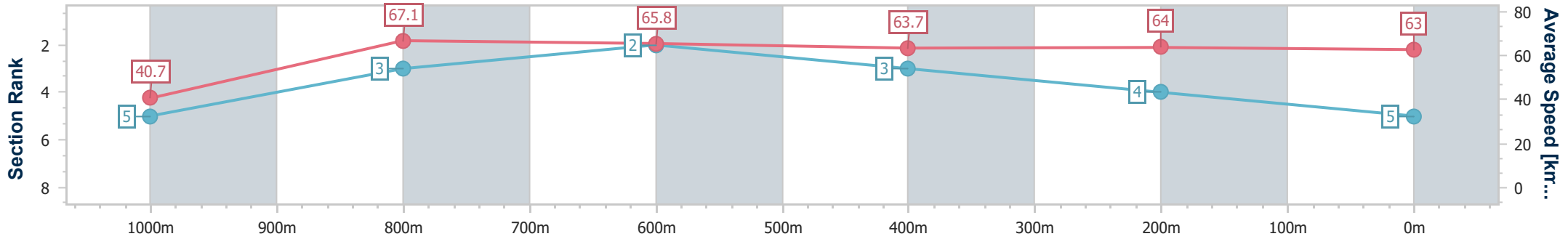
Horse/Jockey Name	Hardware Lane
Final Rank	5
Fastest Section Time (Section)	0:08.85 (Overall)
Top Speed [km/h] (Section)	68.4 (1000m)
Race State	Finished



Ipswich QLD Professional
 Race 4: GORDON'S GIN BENCHMARK 85 Handicap - 1100m
 19 February 2025 - 15:58
 Track Rating: Good 4, Weather: Fine, Rail Position: +9.5m Entire



Section	Overall	1000m	800m	600m	400m	200m
Section Times	1:04.17 [5] (0:08.85)	0:55.32 [5] (0:10.79)	0:44.52 [3] (0:10.92)	0:33.60 [2] (0:11.25)	0:22.57 [3] (0:11.15)	0:11.42 [4]
Average Speed [km/h]	40.7	67.1	65.8	63.7	64.0	63.0
Top Speed [km/h]	65.7	68.4	67.3	65.0	64.7	63.8
Avg. Dist. to Rail [m]	2.3	2.2	2.2	1.5	1.9	2.3
Avg. Stride Freq. [Hz]	2.2	2.6	2.5	2.4	2.4	2.4
Avg. Stride Length [m]	4.6	7.3	7.4	7.4	7.3	7.3



- [] Ranking at each section and finish
- .-.- No data available at this section
- NA No data available



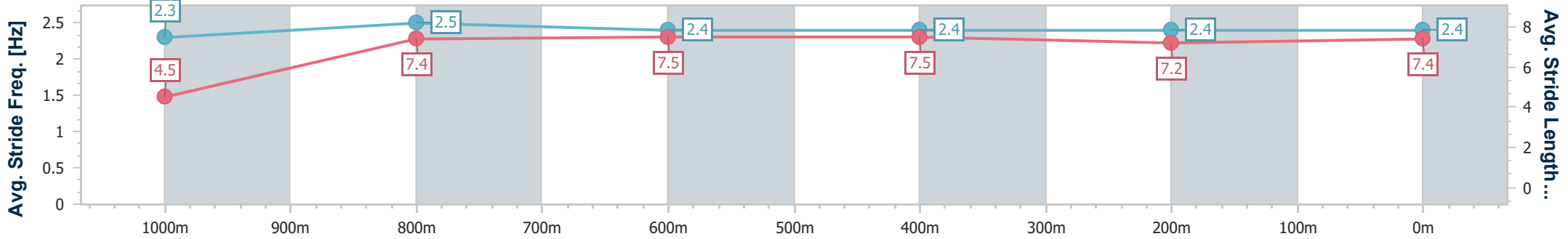
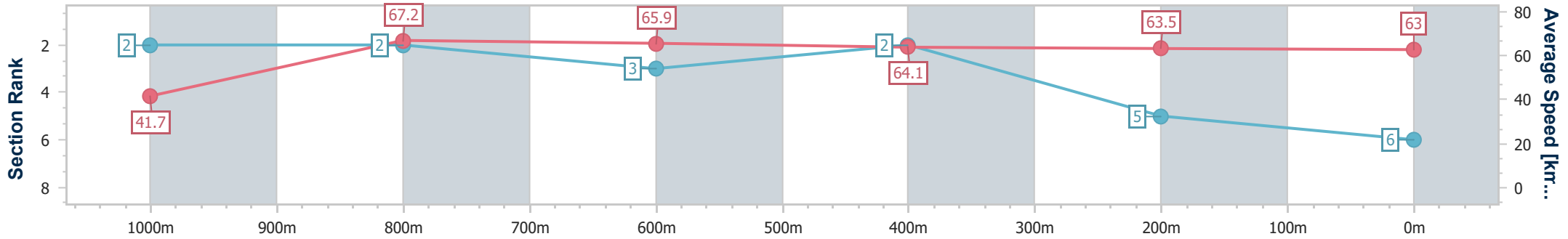
Horse/Jockey Name	Jack Be Lucky
Final Rank	6
Fastest Section Time (Section)	0:08.69 (Overall)
Top Speed [km/h] (Section)	69.0 (1000m)
Race State	Finished



Ipswich QLD Professional
 Race 4: GORDON'S GIN BENCHMARK 85 Handicap - 1100m
 19 February 2025 - 15:58
 Track Rating: Good 4, Weather: Fine, Rail Position: +9.5m Entire



Section	Overall	1000m	800m	600m	400m	200m
Section Times	1:04.20 [6] (0:08.69)	0:55.51 [2] (0:10.94)	0:44.56 [2] (0:10.94)	0:33.62 [3] (0:11.16)	0:22.68 [2] (0:11.24)	0:11.44 [5]
Average Speed [km/h]	41.7	67.2	65.9	64.1	63.5	63.0
Top Speed [km/h]	65.2	69.0	67.3	65.4	65.5	65.1
Avg. Dist. to Rail [m]	7.1	1.7	0.4	1.3	1.1	1.2
Avg. Stride Freq. [Hz]	2.3	2.5	2.4	2.4	2.4	2.4
Avg. Stride Length [m]	4.5	7.4	7.5	7.5	7.2	7.4



- [] Ranking at each section and finish
- .-.- No data available at this section
- NA No data available



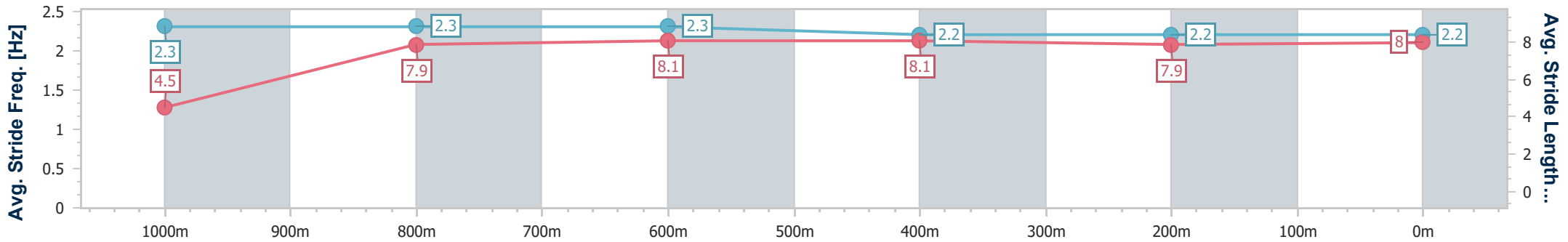
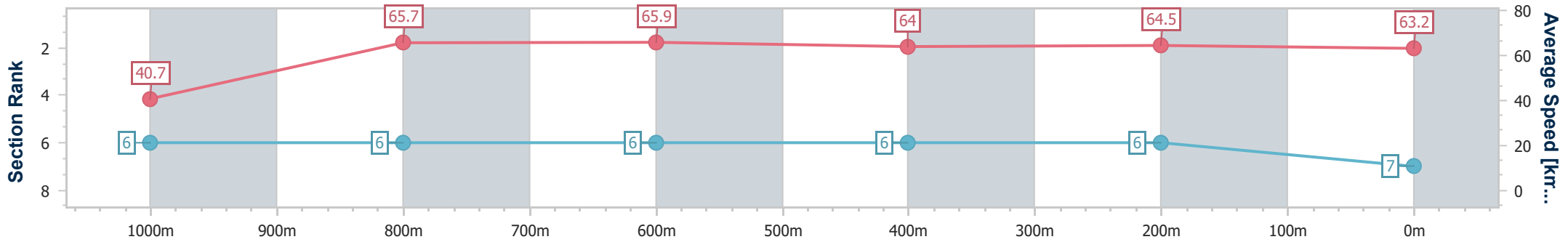
Horse/Jockey Name	Kingston's Here
Final Rank	7
Fastest Section Time (Section)	0:08.89 (Overall)
Top Speed [km/h] (Section)	67.0 (1000m)
Race State	Finished



Ipswich QLD Professional
 Race 4: GORDON'S GIN BENCHMARK 85 Handicap - 1100m
 19 February 2025 - 15:58
 Track Rating: Good 4, Weather: Fine, Rail Position: +9.5m Entire



Section	Overall	1000m	800m	600m	400m	200m
Section Times	1:04.22 [7] (0:08.89)	0:55.33 [6] (0:10.93)	0:44.40 [6] (0:10.85)	0:33.55 [6] (0:11.11)	0:22.44 [6] (0:11.04)	0:11.40 [6] (0:11.40)
Average Speed [km/h]	40.7	65.7	65.9	64.0	64.5	63.2
Top Speed [km/h]	64.0	67.0	66.9	65.0	65.8	65.2
Avg. Dist. to Rail [m]	2.9	0.6	2.0	3.0	2.3	0.4
Avg. Stride Freq. [Hz]	2.3	2.3	2.3	2.2	2.2	2.2
Avg. Stride Length [m]	4.5	7.9	8.1	8.1	7.9	8.0



- [] Ranking at each section and finish
- .-.- No data available at this section
- NA No data available