

Track Rating: Good 4, Weather: Fine, Rail Position: +9.5m Entire

Section		Overall	1000m	800m	600m	400m	200m	Last 600m					
Field Times		1:03.48 (0:08.70)	0:54.78 (0:10.74)	0:44.04 (0:10.83)	0:33.21 (0:10.97)	0:22.24 (0:10.92)	0:11.32 (0:11.32)	0:33.21					
Rank	TAB Horse/Jockey	Barrier	Top Speed [km/h]	Fastest Section							Margin	Distance Travelled [m]	
1	8 PARTY SPIRIT Emily Lang	2	68.4 1000m	0:08.70 Overall	1:03.48 [1] (0:08.70)	0:54.78 [1] (0:10.74)	0:44.04 [1] (0:10.83)	0:33.21 [1] (0:10.97)	0:22.24 [1] (0:11.01)	0:11.23 [2] (0:11.23)	1:03.48	0:33.21	
2	4 ACTION KING Cody Collis	5	69.5 1000m	0:08.80 Overall	1:03.49 [2] (0:08.80)	0:54.69 [2] (0:10.67)	0:44.02 [2] (0:10.82)	0:33.20 [2] (0:10.97)	0:22.23 [2] (0:10.90)	0:11.33 [1] (0:11.33)	0.09L	0:33.20	+0
3	7 FORTUNEER Nikita Beriman	3	68.1 800m	0:08.93 Overall	1:04.16 [3] (0:08.93)	0:55.23 [6] (0:10.93)	0:44.30 [6] (0:10.80)	0:33.50 [6] (0:10.94)	0:22.56 [5] (0:11.04)	0:11.52 [3] (0:11.52)	4.03L	0:33.50	+2
4	6 HERMANITA Tahlia Fenlon	6	68.7 1000m	0:08.88 Overall	1:04.40 [4] (0:08.88)	0:55.52 [3] (0:10.79)	0:44.73 [3] (0:10.81)	0:33.92 [3] (0:10.96)	0:22.96 [3] (0:11.23)	0:11.73 [4] (0:11.73)	5.4L	0:33.92	+2
5	2 SHALAMAN Jaden Lloyd	4	67.9 1000m	0:08.89 Overall	1:04.51 [5] (0:08.89)	0:55.62 [4] (0:10.82)	0:44.80 [5] (0:10.83)	0:33.97 [5] (0:11.01)	0:22.96 [4] (0:11.21)	0:11.75 [5] (0:11.75)	6.09L	0:33.97	-2
6	5 ELECTRIC ARROW Georgina Cartwright	1	67.8 1000m	0:08.93 Overall	1:05.09 [6] (0:08.93)	0:56.16 [5] (0:10.76)	0:45.40 [4] (0:10.80)	0:34.60 [4] (0:11.15)	0:23.45 [6] (0:11.46)	0:11.99 [6] (0:11.99)	9.46L	0:34.60	-2

Scratched: Russian Mint (#1), Shot Of Whiskey (#3), The Gambling Greek (#9)



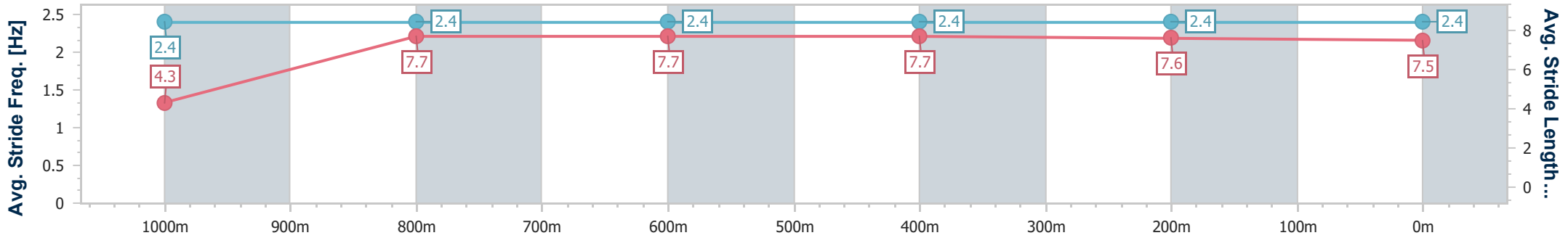
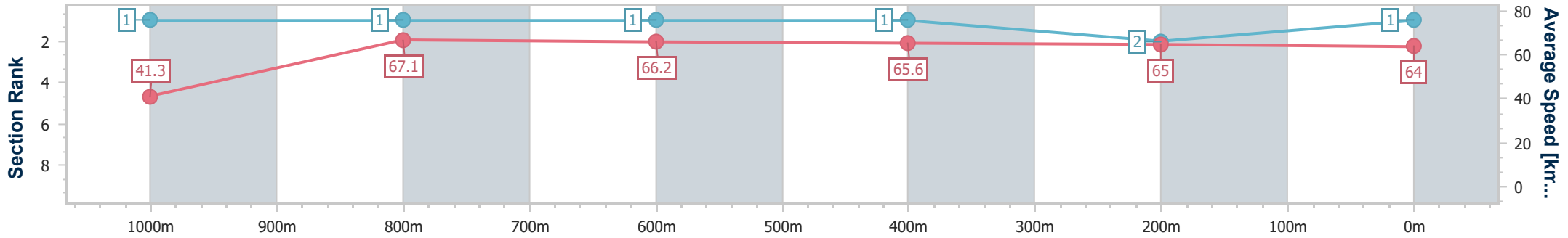
Horse/Jockey Name	Party Spirit
Final Rank	1
Fastest Section Time (Section)	0:08.70 (Overall)
Top Speed [km/h] (Section)	68.4 (1000m)
Race State	Finished



Ipswich QLD Professional
 Race 5: LEMSECCO Class 4 Plate - 1100m
 19 February 2025 - 16:33
 Track Rating: Good 4, Weather: Fine, Rail Position: +9.5m Entire



Section	Overall	1000m	800m	600m	400m	200m
Section Times	1:03.48 [1] (0:08.70)	0:54.78 [1] (0:10.74)	0:44.04 [1] (0:10.83)	0:33.21 [1] (0:10.97)	0:22.24 [1] (0:11.01)	0:11.23 [2] (0:11.23)
Average Speed [km/h]	41.3	67.1	66.2	65.6	65.0	64.0
Top Speed [km/h]	65.1	68.4	67.3	66.1	66.0	66.1
Avg. Dist. to Rail [m]	4.3	0.5	0.5	0.5	1.2	1.2
Avg. Stride Freq. [Hz]	2.4	2.4	2.4	2.4	2.4	2.4
Avg. Stride Length [m]	4.3	7.7	7.7	7.7	7.6	7.5



- [] Ranking at each section and finish
- .-.- No data available at this section
- NA No data available



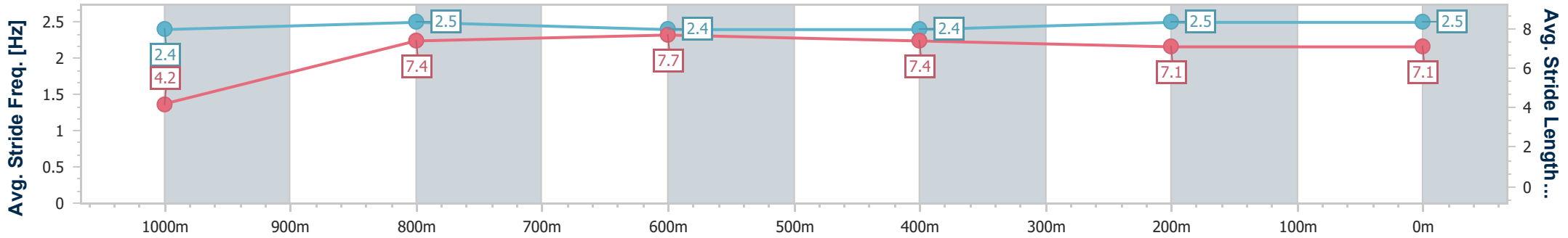
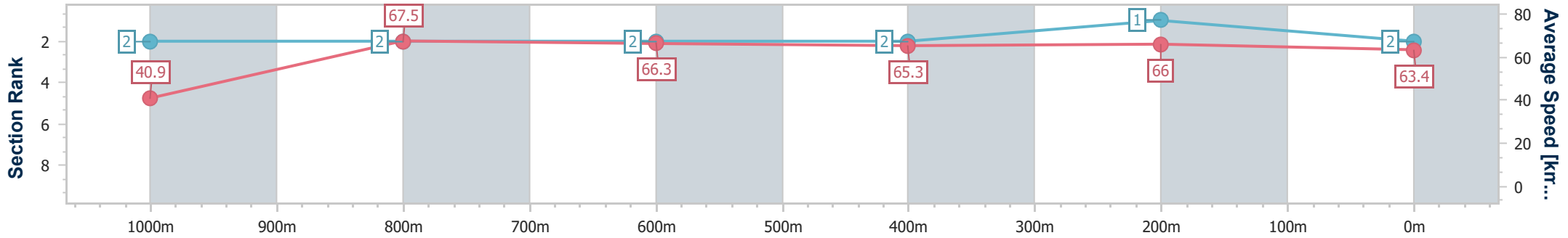
Horse/Jockey Name	Action King
Final Rank	2
Fastest Section Time (Section)	0:08.80 (Overall)
Top Speed [km/h] (Section)	69.5 (1000m)
Race State	Finished



Ipswich QLD Professional
 Race 5: LEMSECCO Class 4 Plate - 1100m
 19 February 2025 - 16:33
 Track Rating: Good 4, Weather: Fine, Rail Position: +9.5m Entire



Section	Overall	1000m	800m	600m	400m	200m
Section Times	1:03.49 [2] (0:08.80)	0:54.69 [2] (0:10.67)	0:44.02 [2] (0:10.82)	0:33.20 [2] (0:10.97)	0:22.23 [2] (0:10.90)	0:11.33 [1] (0:11.33)
Average Speed [km/h]	40.9	67.5	66.3	65.3	66.0	63.4
Top Speed [km/h]	65.2	69.5	67.3	66.9	66.4	65.7
Avg. Dist. to Rail [m]	5.9	1.6	0.8	1.0	0.4	0.3
Avg. Stride Freq. [Hz]	2.4	2.5	2.4	2.4	2.5	2.5
Avg. Stride Length [m]	4.2	7.4	7.7	7.4	7.1	7.1



- [] Ranking at each section and finish
- .-.- No data available at this section
- NA No data available



Horse/Jockey Name	Fortuneer
Final Rank	3
Fastest Section Time (Section)	0:08.93 (Overall)
Top Speed [km/h] (Section)	68.1 (800m)
Race State	Finished



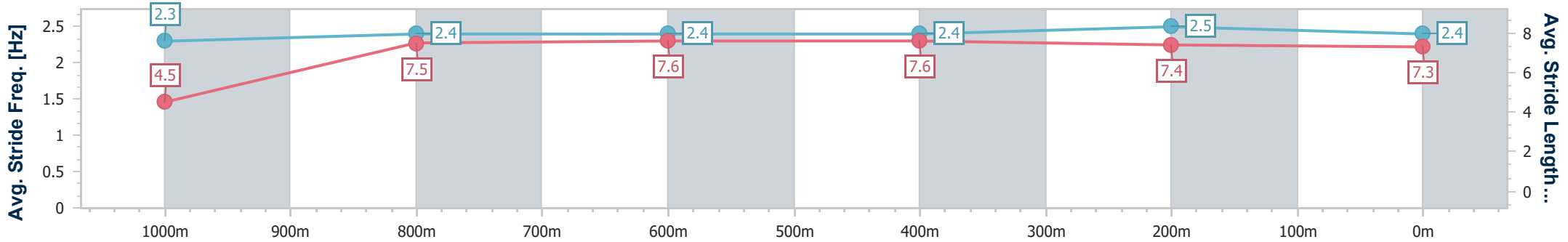
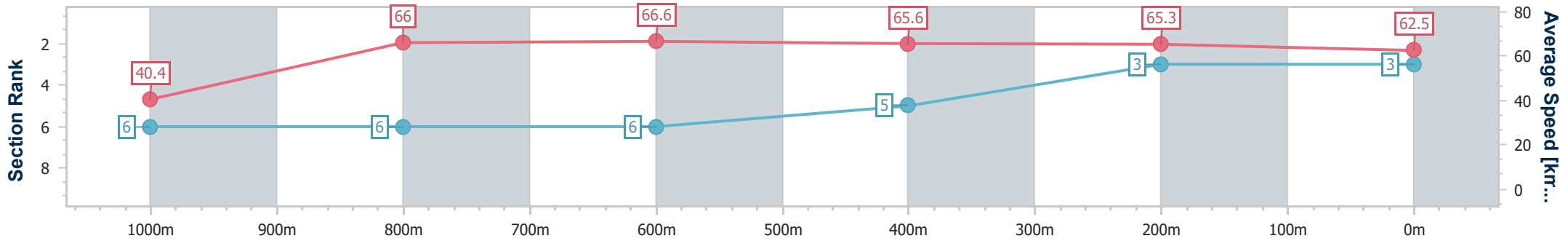
Ipswich QLD Professional
Race 5: LEMSECCO Class 4 Plate - 1100m



19 February 2025 - 16:33

Track Rating: Good 4, Weather: Fine, Rail Position: +9.5m Entire

Section	Overall	1000m	800m	600m	400m	200m
Section Times	1:04.16 [3] (0:08.93)	0:55.23 [6] (0:10.93)	0:44.30 [6] (0:10.80)	0:33.50 [6] (0:10.94)	0:22.56 [5] (0:11.04)	0:11.52 [3] (0:11.52)
Average Speed [km/h]	40.4	66.0	66.6	65.6	65.3	62.5
Top Speed [km/h]	64.9	67.6	68.1	66.5	66.0	65.3
Avg. Dist. to Rail [m]	4.5	0.8	0.7	0.4	1.1	1.0
Avg. Stride Freq. [Hz]	2.3	2.4	2.4	2.4	2.5	2.4
Avg. Stride Length [m]	4.5	7.5	7.6	7.6	7.4	7.3



- [] Ranking at each section and finish
- .-.- No data available at this section
- NA No data available



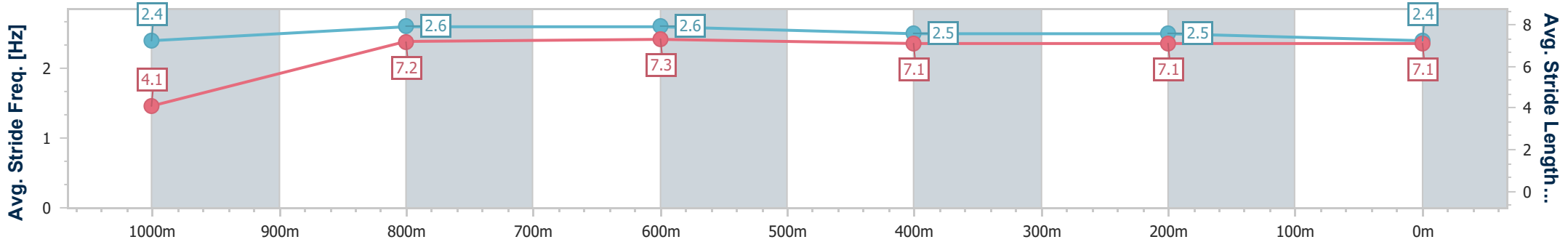
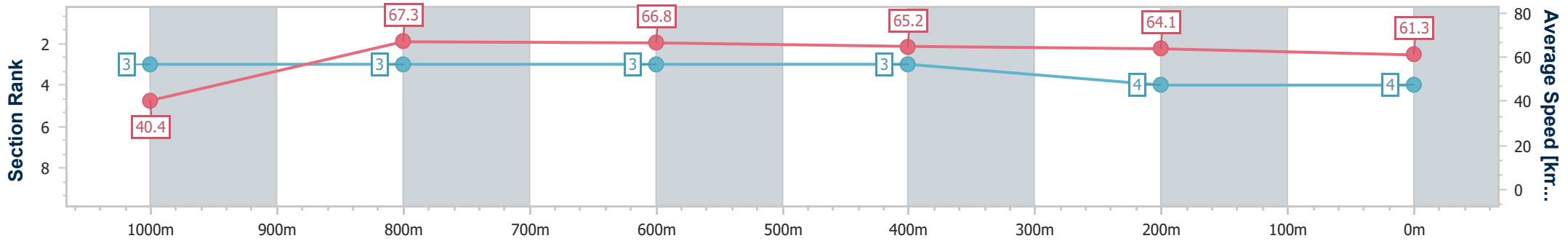
Horse/Jockey Name	Hermanita
Final Rank	4
Fastest Section Time (Section)	0:08.88 (Overall)
Top Speed [km/h] (Section)	68.7 (1000m)
Race State	Finished



Ipswich QLD Professional
 Race 5: LEMSECCO Class 4 Plate - 1100m
 19 February 2025 - 16:33
 Track Rating: Good 4, Weather: Fine, Rail Position: +9.5m Entire



Section	Overall	1000m	800m	600m	400m	200m
Section Times	1:04.40 [4] (0:08.88)	0:55.52 [3] (0:10.79)	0:44.73 [3] (0:10.81)	0:33.92 [3] (0:10.96)	0:22.96 [3] (0:11.23)	0:11.73 [4] (0:11.73)
Average Speed [km/h]	40.4	67.3	66.8	65.2	64.1	61.3
Top Speed [km/h]	64.4	68.7	67.9	66.3	64.9	62.8
Avg. Dist. to Rail [m]	8.1	3.2	0.6	0.9	0.7	0.2
Avg. Stride Freq. [Hz]	2.4	2.6	2.6	2.5	2.5	2.4
Avg. Stride Length [m]	4.1	7.2	7.3	7.1	7.1	7.1



- [] Ranking at each section and finish
- .-.- No data available at this section
- NA No data available



Horse/Jockey Name	Shalaman
Final Rank	5
Fastest Section Time (Section)	0:08.89 (Overall)
Top Speed [km/h] (Section)	67.9 (1000m)
Race State	Finished



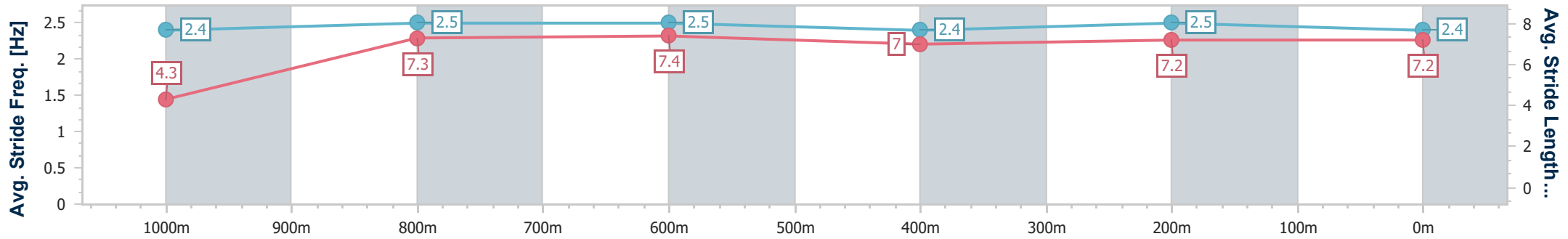
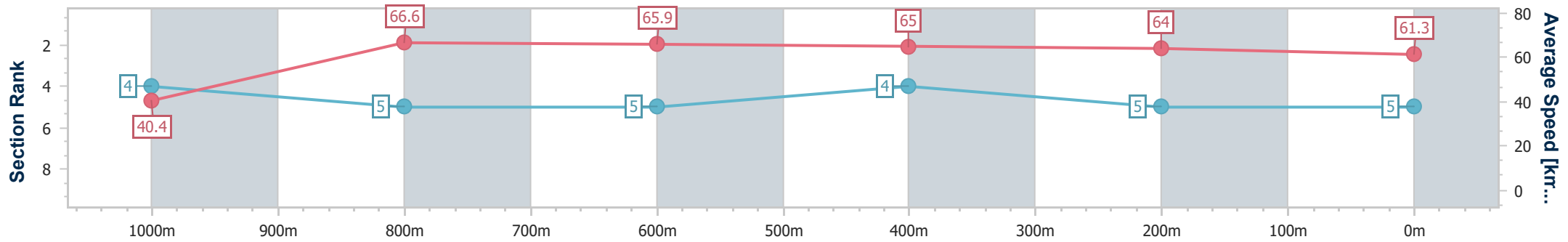
Ipswich QLD Professional
Race 5: LEMSECCO Class 4 Plate - 1100m



19 February 2025 - 16:33

Track Rating: Good 4, Weather: Fine, Rail Position: +9.5m Entire

Section	Overall	1000m	800m	600m	400m	200m
Section Times	1:04.51 [5] (0:08.89)	0:55.62 [4] (0:10.82)	0:44.80 [5] (0:10.83)	0:33.97 [5] (0:11.01)	0:22.96 [4] (0:11.21)	0:11.75 [5] (0:11.75)
Average Speed [km/h]	40.4	66.6	65.9	65.0	64.0	61.3
Top Speed [km/h]	66.1	67.9	66.7	65.5	64.9	63.9
Avg. Dist. to Rail [m]	5.0	0.9	1.3	1.9	1.0	1.7
Avg. Stride Freq. [Hz]	2.4	2.5	2.5	2.4	2.5	2.4
Avg. Stride Length [m]	4.3	7.3	7.4	7.0	7.2	7.2



- [] Ranking at each section and finish
- .-.- No data available at this section
- NA No data available



Horse/Jockey Name	Electric Arrow
Final Rank	6
Fastest Section Time (Section)	0:08.93 (Overall)
Top Speed [km/h] (Section)	67.8 (1000m)
Race State	Finished



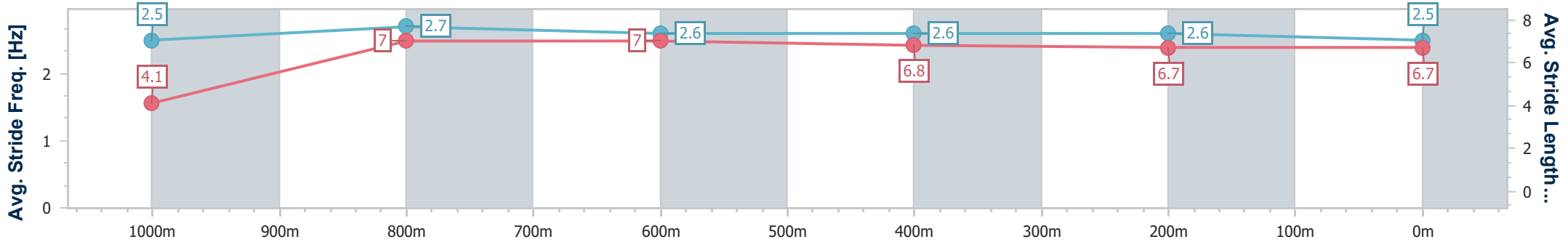
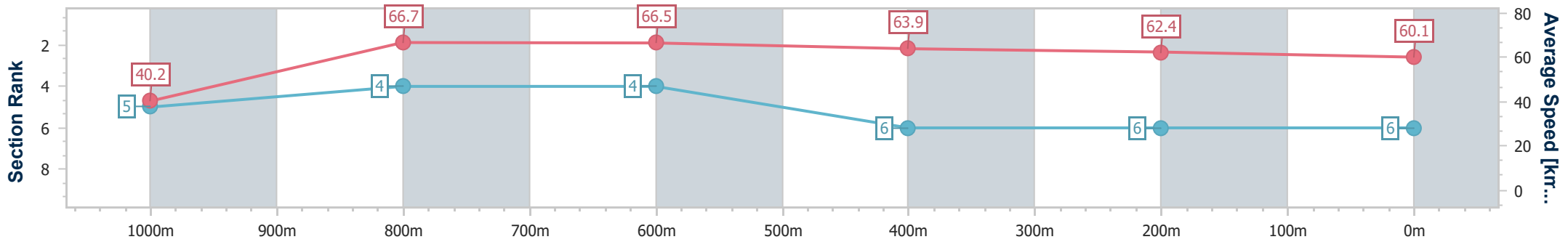
Ipswich QLD Professional
Race 5: LEMSECCO Class 4 Plate - 1100m



19 February 2025 - 16:33

Track Rating: Good 4, Weather: Fine, Rail Position: +9.5m Entire

Section	Overall	1000m	800m	600m	400m	200m
Section Times	1:05.09 [6] (0:08.93)	0:56.16 [5] (0:10.76)	0:45.40 [4] (0:10.80)	0:34.60 [4] (0:11.15)	0:23.45 [6] (0:11.46)	0:11.99 [6] (0:11.99)
Average Speed [km/h]	40.2	66.7	66.5	63.9	62.4	60.1
Top Speed [km/h]	64.1	67.8	67.5	64.8	63.1	62.2
Avg. Dist. to Rail [m]	2.4	0.9	1.1	1.7	1.6	1.6
Avg. Stride Freq. [Hz]	2.5	2.7	2.6	2.6	2.6	2.5
Avg. Stride Length [m]	4.1	7.0	7.0	6.8	6.7	6.7



- [] Ranking at each section and finish
- .-.- No data available at this section
- NA No data available