

Ipswich QLD Professional

Race 7: SEVEN Class 1 Handicap - 1700m

19 February 2025 - 17:45

Track Rating: Good 4, Weather: Fine, Rail Position: +9.5m Entire

| Section | | Field Times | | | | | | | | | | | | |
|----------------------|----------------------|--|----------------------|----------------------|----------------------|---------------------------|---------------------------|---------------------------|---------------------------|---------------------------|---------------------------|---------------------------|------------------------|----|
| Overall | 1600m | 1400m | 1200m | 1000m | 800m | 600m | Last 600m | | | | | | | |
| 1:43.38 (0:08.91) | 1:34.47 (0:11.40) | 1:23.07 (0:11.36) | 1:11.71 (0:11.70) | 1:00.01 (0:12.29) | 0:47.72 (0:11.95) | 0:35.77 (0:11.75) | 0:35.77 | | | | | | | |
| Rank | TAB | Horse/Jockey | Barrier | Top Speed [km/h] | Fastest Section | | | | | | | | Distance Travelled [m] | |
| 1 | 6 | PELE PRINCESS Vlad Duric | 3 | 65.7 400m | 0:09.36 Overall | 1:43.38 [1] (0:09.36) | 1:34.02 [9] (0:11.77) | 1:22.25 [7] (0:11.55) | 1:10.70 [7] (0:11.59) | 0:59.11 [6] (0:12.06) | 0:47.05 [6] (0:12.03) | 0:35.02 [6] (0:11.33) | 0:35.02 | |
| 2 | 5 | COOL PANELS Emily Lang | 6 | 63.2 1200m | 0:09.12 Overall | 1:43.92 [2] (0:09.12) | 1:34.80 [5] (0:11.70) | 1:23.10 [4] (0:11.59) | 1:11.51 [4] (0:11.65) | 0:59.86 [5] (0:12.17) | 0:47.69 [5] (0:12.11) | 0:35.58 [5] (0:11.66) | 0:35.58 | -3 |
| 3 | 7 | ARATIRI Georgina Cartwright | 4 | 64.7 1600m | 0:09.01 Overall | 1:43.98 [3] (0:09.01) | 1:34.97 [2] (0:11.30) | 1:23.67 [1] (0:11.36) | 1:12.31 [1] (0:11.70) | 1:00.61 [1] (0:12.29) | 0:48.32 [1] (0:11.95) | 0:36.37 [1] (0:11.75) | 0:36.37 | -9 |
| 4 | 11 | HELLO IN THERE Mark Du Plessis | 9 | 64.8 1400m | 0:09.03 Overall | 1:44.09 [4] (0:09.03) | 1:35.06 [3] (0:11.89) | 1:23.17 [6] (0:11.49) | 1:11.68 [5] (0:11.56) | 1:00.12 [4] (0:12.12) | 0:48.00 [4] (0:12.03) | 0:35.97 [4] (0:11.57) | 0:35.97 | -2 |
| 5 | 4 | AROUND THE BUOY Siobhan Rutledge | 1 | 62.8 1400m | 0:09.23 Overall | 1:44.25 [5] (0:09.23) | 1:35.02 [6] (0:11.68) | 1:23.34 [5] (0:11.57) | 1:11.77 [6] (0:11.81) | 0:59.96 [7] (0:12.15) | 0:47.81 [7] (0:12.11) | 0:35.70 [7] (0:11.76) | 0:35.70 | -4 |
| 6 | 9 | HURRICANE ROSIE Martin Harley | 5 | 63.2 1600m | 0:08.91 Overall | 1:44.30 [6] (0:08.91) | 1:35.39 [1] (0:11.58) | 1:23.81 [2] (0:11.51) | 1:12.30 [2] (0:11.62) | 1:00.68 [2] (0:12.21) | 0:48.47 [2] (0:12.01) | 0:36.46 [2] (0:11.91) | 0:36.46 | -4 |
| 7 | 3 | TOKYO BANDIT Angela Jones | 2 | 63.4 1600m | 0:09.10 Overall | 1:44.64 [7] (0:09.10) | 1:35.54 [4] (0:11.51) | 1:24.03 [3] (0:11.41) | 1:12.62 [3] (0:11.66) | 1:00.96 [3] (0:12.30) | 0:48.66 [3] (0:12.08) | 0:36.58 [3] (0:11.95) | 0:36.58 | -7 |
| 8 | 8 | ATTENTIVE Bailey Wheeler | 8 | 63.7 1400m | 0:09.30 Overall | 1:44.68 [8] (0:09.30) | 1:35.38 [8] (0:11.94) | 1:23.44 [10] (0:11.67) | 1:11.77 [10] (0:11.64) | 1:00.13 [9] (0:11.95) | 0:48.18 [9] (0:12.09) | 0:36.09 [8] (0:11.49) | 0:36.09 | -1 |
| 9 | 12 | SAXON SLAYER Adin Thompson | 7 | 63.7 600m | 0:09.52 Overall | 1:46.64 [9] (0:09.52) | 1:37.12 [10] (0:11.71) | 1:25.41 [9] (0:11.66) | 1:13.75 [9] (0:11.68) | 1:02.07 [10] (0:12.11) | 0:49.96 [10] (0:12.17) | 0:37.79 [10] (0:11.78) | 0:37.79 | +1 |
| 10 | 1 | EXPLICABLE Damien Thornton | 10 | 63.4 1400m | 0:09.28 Overall | 1:56.13 [10] (0:09.28) | 1:46.85 [7] (0:11.94) | 1:34.91 [8] (0:11.60) | 1:23.31 [8] (0:11.68) | 1:11.63 [8] (0:11.96) | 0:59.67 [8] (0:12.19) | 0:47.48 [9] (0:12.13) | 0:47.48 | +0 |

Scratched: Grey Impact (#2), Benfica Lass (#10), Asgoodasyougett (#13)



Ipswich QLD Professional
 Race 7: SEVEN Class 1 Handicap - 1700m
 19 February 2025 - 17:45



Track Rating: Good 4, Weather: Fine, Rail Position: +9.5m Entire

| Section | | | | | | | 400m | 200m | | | Last 600m |
|-------------|-----|-------------------------------------|---------|------------------|--------------------|---------------------------|---------------------------|----------------------|--|--|------------------------|
| Field Times | | | | | | | 0:24.02 (0:11.78) | 0:12.24 (0:12.24) | | | 0:35.77 |
| Rank | TAB | Horse/Jockey | Barrier | Top Speed [km/h] | Fastest Section | | | Margin | | | Distance Travelled [m] |
| 1 | 6 | PELE PRINCESS Vlad Duric | 3 | 65.7 400m | 0:09.36 Overall | 0:23.69 [3] (0:11.45) | 0:12.24 [1] (0:12.24) | 1:43.38 | | | 0:35.02 |
| 2 | 5 | COOL PANELS Emily Lang | 6 | 63.2 1200m | 0:09.12 Overall | 0:23.92 [5] (0:11.79) | 0:12.13 [5] (0:12.13) | 3.14L | | | 0:35.58 -3 |
| 3 | 7 | ARATIRI Georgina Cartwright | 4 | 64.7 1600m | 0:09.01 Overall | 0:24.62 [1] (0:12.04) | 0:12.58 [2] (0:12.58) | 3.52L | | | 0:36.37 -9 |
| 4 | 11 | HELLO IN THERE Mark Du Plessis | 9 | 64.8 1400m | 0:09.03 Overall | 0:24.40 [2] (0:11.86) | 0:12.54 [3] (0:12.54) | 4.15L | | | 0:35.97 -2 |
| 5 | 4 | AROUND THE BUOY Siobhan Rutledge | 1 | 62.8 1400m | 0:09.23 Overall | 0:23.94 [8] (0:11.80) | 0:12.14 [8] (0:12.14) | 5.09L | | | 0:35.70 -4 |
| 6 | 9 | HURRICANE ROSIE Martin Harley | 5 | 63.2 1600m | 0:08.91 Overall | 0:24.55 [4] (0:12.02) | 0:12.53 [4] (0:12.53) | 5.38L | | | 0:36.46 -4 |
| 7 | 3 | TOKYO BANDIT Angela Jones | 2 | 63.4 1600m | 0:09.10 Overall | 0:24.63 [6] (0:12.08) | 0:12.55 [7] (0:12.55) | 7.42L | | | 0:36.58 -7 |
| 8 | 8 | ATTENTIVE Bailey Wheeler | 8 | 63.7 1400m | 0:09.30 Overall | 0:24.60 [7] (0:11.83) | 0:12.77 [6] (0:12.77) | 7.63L | | | 0:36.09 -1 |
| 9 | 12 | SAXON SLAYER Adin Thompson | 7 | 63.7 600m | 0:09.52 Overall | 0:26.01 [9] (0:12.41) | 0:13.60 [9] (0:13.60) | 19.15L | | | 0:37.79 +1 |
| 10 | 1 | EXPLICABLE Damien Thornton | 10 | 63.4 1400m | 0:09.28 Overall | 0:35.35 [10] (0:14.44) | 0:20.91 [10] (0:20.91) | 74.97L | | | 0:47.48 +0 |

Scratched: Grey Impact (#2), Benfica Lass (#10), Asgoodasyougett (#13)

[] Ranking at each section and finish
 -:-:- No data available at this section
 NA No data available

SCN Saddle cloth number
 DNF Did not finish
 DNT Did not track



| | |
|--------------------------------|-------------------|
| Horse/Jockey Name | Pele Princess |
| Final Rank | 1 |
| Fastest Section Time (Section) | 0:09.36 (Overall) |
| Top Speed [km/h] (Section) | 65.7 (400m) |
| Race State | Finished |



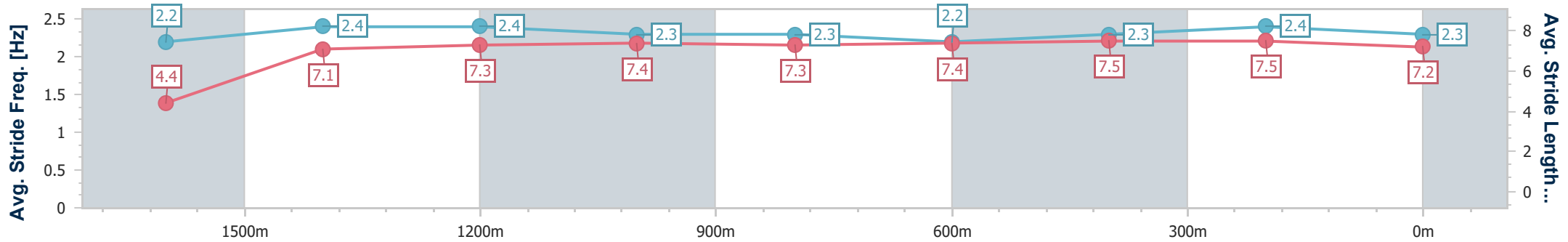
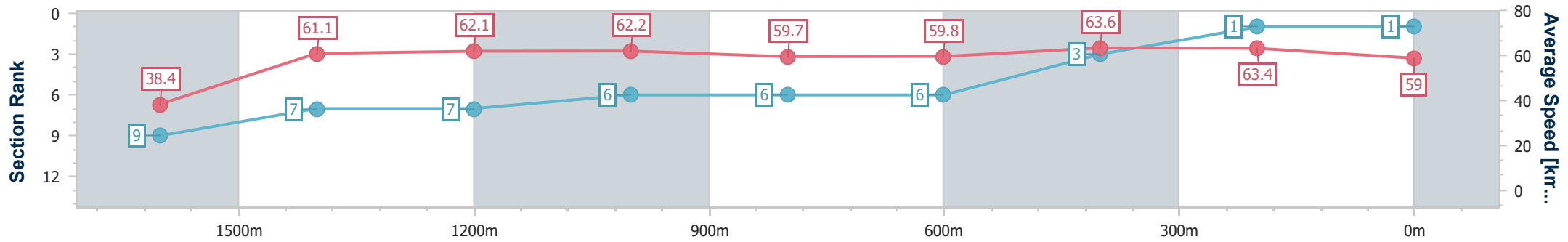
Ipswich QLD Professional
Race 7: SEVEN Class 1 Handicap - 1700m



19 February 2025 - 17:45

Track Rating: Good 4, Weather: Fine, Rail Position: +9.5m Entire

| Section | Overall | 1600m | 1400m | 1200m | 1000m | 800m | 600m | 400m | 200m |
|------------------------|--------------------------|--------------------------|--------------------------|--------------------------|--------------------------|--------------------------|--------------------------|--------------------------|--------------------------|
| Section Times | 1:43.38 [1] (0:09.36) | 1:34.02 [9] (0:11.77) | 1:22.25 [7] (0:11.55) | 1:10.70 [7] (0:11.59) | 0:59.11 [6] (0:12.06) | 0:47.05 [6] (0:12.03) | 0:35.02 [6] (0:11.33) | 0:23.69 [3] (0:11.45) | 0:12.24 [1] (0:12.24) |
| Average Speed [km/h] | 38.4 | 61.1 | 62.1 | 62.2 | 59.7 | 59.8 | 63.6 | 63.4 | 59.0 |
| Top Speed [km/h] | 60.9 | 63.1 | 63.6 | 63.1 | 62.7 | 62.3 | 65.6 | 65.7 | 61.9 |
| Avg. Dist. to Rail [m] | 3.3 | 0.7 | 0.8 | 0.6 | 0.2 | 0.4 | 0.7 | 2.6 | 3.0 |
| Avg. Stride Freq. [Hz] | 2.2 | 2.4 | 2.4 | 2.3 | 2.3 | 2.2 | 2.3 | 2.4 | 2.3 |
| Avg. Stride Length [m] | 4.4 | 7.1 | 7.3 | 7.4 | 7.3 | 7.4 | 7.5 | 7.5 | 7.2 |



- [] Ranking at each section and finish
- .-.- No data available at this section
- NA No data available



| | |
|--------------------------------|-------------------|
| Horse/Jockey Name | Cool Panels |
| Final Rank | 2 |
| Fastest Section Time (Section) | 0:09.12 (Overall) |
| Top Speed [km/h] (Section) | 63.2 (1200m) |
| Race State | Finished |



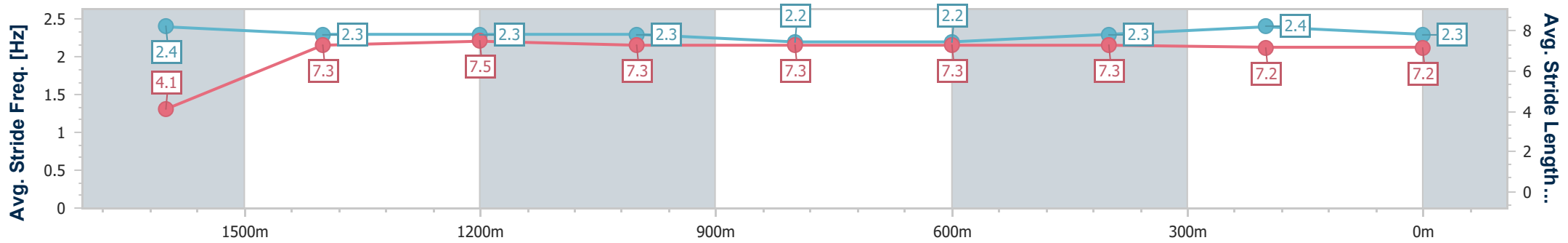
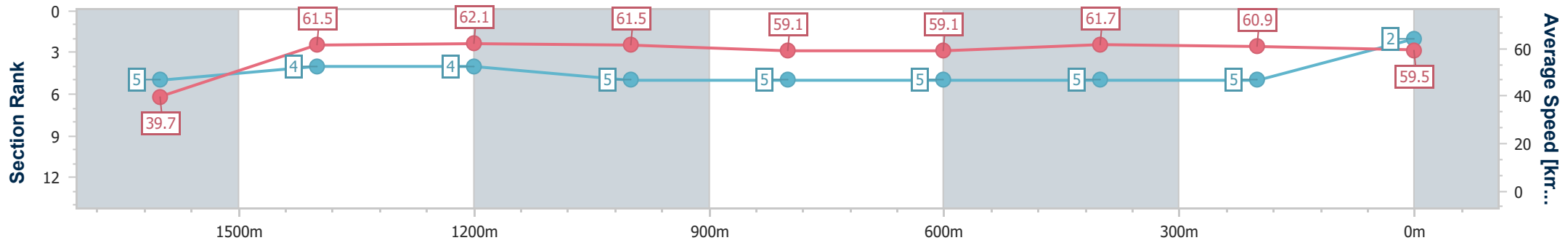
Ipswich QLD Professional
Race 7: SEVEN Class 1 Handicap - 1700m



19 February 2025 - 17:45

Track Rating: Good 4, Weather: Fine, Rail Position: +9.5m Entire

| Section | Overall | 1600m | 1400m | 1200m | 1000m | 800m | 600m | 400m | 200m |
|------------------------|--------------------------|--------------------------|--------------------------|--------------------------|--------------------------|--------------------------|--------------------------|--------------------------|--------------------------|
| Section Times | 1:43.92 [2] (0:09.12) | 1:34.80 [5] (0:11.70) | 1:23.10 [4] (0:11.59) | 1:11.51 [4] (0:11.65) | 0:59.86 [5] (0:12.17) | 0:47.69 [5] (0:12.11) | 0:35.58 [5] (0:11.66) | 0:23.92 [5] (0:11.79) | 0:12.13 [5] (0:12.13) |
| Average Speed [km/h] | 39.7 | 61.5 | 62.1 | 61.5 | 59.1 | 59.1 | 61.7 | 60.9 | 59.5 |
| Top Speed [km/h] | 62.3 | 62.9 | 62.6 | 63.2 | 61.7 | 60.8 | 63.2 | 63.2 | 60.2 |
| Avg. Dist. to Rail [m] | 6.3 | 1.4 | 0.6 | 0.5 | 0.9 | 1.3 | 0.9 | 0.6 | 2.3 |
| Avg. Stride Freq. [Hz] | 2.4 | 2.3 | 2.3 | 2.3 | 2.2 | 2.2 | 2.3 | 2.4 | 2.3 |
| Avg. Stride Length [m] | 4.1 | 7.3 | 7.5 | 7.3 | 7.3 | 7.3 | 7.3 | 7.2 | 7.2 |



- [] Ranking at each section and finish
- .-.- No data available at this section
- NA No data available



| | |
|--------------------------------|-------------------|
| Horse/Jockey Name | Aratiri |
| Final Rank | 3 |
| Fastest Section Time (Section) | 0:09.01 (Overall) |
| Top Speed [km/h] (Section) | 64.7 (1600m) |
| Race State | Finished |



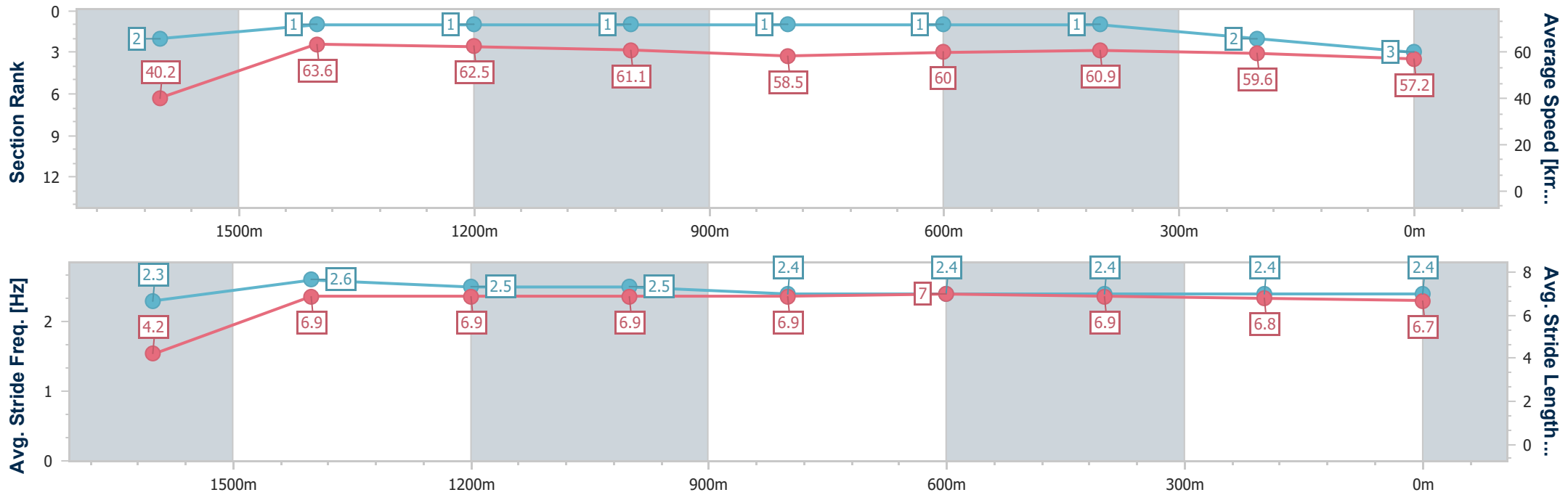
Ipswich QLD Professional
Race 7: SEVEN Class 1 Handicap - 1700m



19 February 2025 - 17:45

Track Rating: Good 4, Weather: Fine, Rail Position: +9.5m Entire

| Section | Overall | 1600m | 1400m | 1200m | 1000m | 800m | 600m | 400m | 200m |
|------------------------|--------------------------|--------------------------|--------------------------|--------------------------|--------------------------|--------------------------|--------------------------|--------------------------|--------------------------|
| Section Times | 1:43.98 [3] (0:09.01) | 1:34.97 [2] (0:11.30) | 1:23.67 [1] (0:11.36) | 1:12.31 [1] (0:11.70) | 1:00.61 [1] (0:12.29) | 0:48.32 [1] (0:11.95) | 0:36.37 [1] (0:11.75) | 0:24.62 [1] (0:12.04) | 0:12.58 [2] (0:12.58) |
| Average Speed [km/h] | 40.2 | 63.6 | 62.5 | 61.1 | 58.5 | 60.0 | 60.9 | 59.6 | 57.2 |
| Top Speed [km/h] | 62.1 | 64.7 | 63.2 | 63.1 | 59.2 | 61.5 | 61.6 | 60.2 | 59.0 |
| Avg. Dist. to Rail [m] | 3.5 | 2.3 | 3.1 | 1.5 | 0.7 | 1.0 | 1.5 | 1.4 | 1.4 |
| Avg. Stride Freq. [Hz] | 2.3 | 2.6 | 2.5 | 2.5 | 2.4 | 2.4 | 2.4 | 2.4 | 2.4 |
| Avg. Stride Length [m] | 4.2 | 6.9 | 6.9 | 6.9 | 6.9 | 7.0 | 6.9 | 6.8 | 6.7 |



- [] Ranking at each section and finish
- .-.- No data available at this section
- NA No data available



| | |
|--------------------------------|-------------------|
| Horse/Jockey Name | Hello In There |
| Final Rank | 4 |
| Fastest Section Time (Section) | 0:09.03 (Overall) |
| Top Speed [km/h] (Section) | 64.8 (1400m) |
| Race State | Finished |



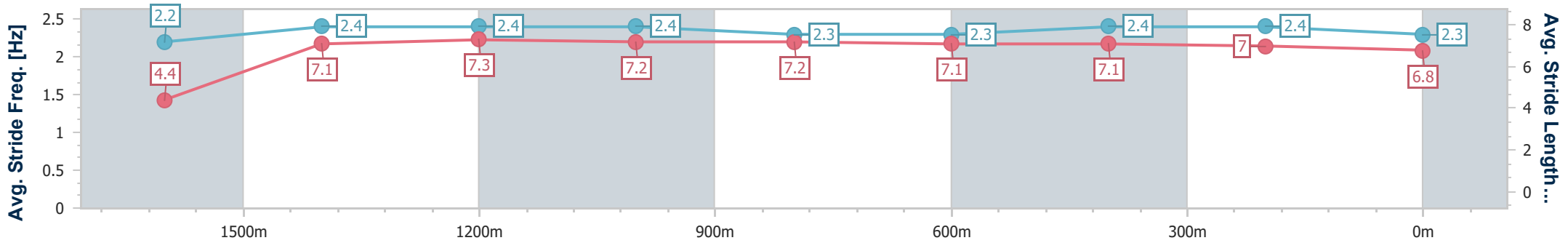
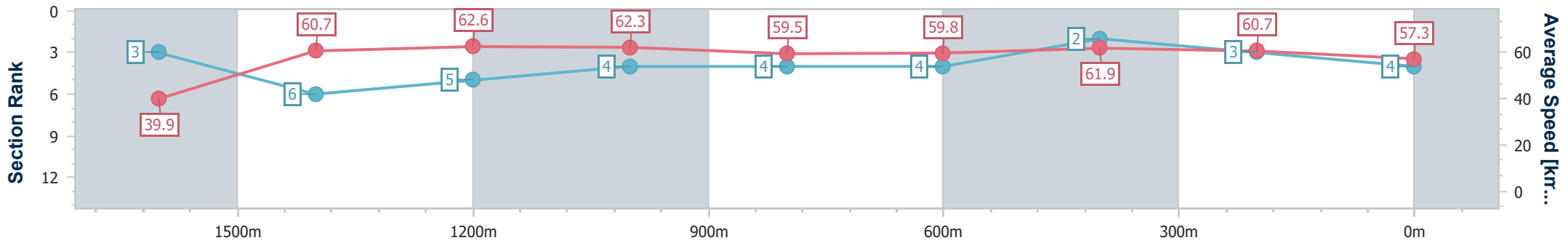
Ipswich QLD Professional
Race 7: SEVEN Class 1 Handicap - 1700m



19 February 2025 - 17:45

Track Rating: Good 4, Weather: Fine, Rail Position: +9.5m Entire

| Section | Overall | 1600m | 1400m | 1200m | 1000m | 800m | 600m | 400m | 200m |
|------------------------|--------------------------|--------------------------|--------------------------|--------------------------|--------------------------|--------------------------|--------------------------|--------------------------|--------------------------|
| Section Times | 1:44.09 [4] (0:09.03) | 1:35.06 [3] (0:11.89) | 1:23.17 [6] (0:11.49) | 1:11.68 [5] (0:11.56) | 1:00.12 [4] (0:12.12) | 0:48.00 [4] (0:12.03) | 0:35.97 [4] (0:11.57) | 0:24.40 [2] (0:11.86) | 0:12.54 [3] (0:12.54) |
| Average Speed [km/h] | 39.9 | 60.7 | 62.6 | 62.3 | 59.5 | 59.8 | 61.9 | 60.7 | 57.3 |
| Top Speed [km/h] | 59.2 | 62.3 | 64.8 | 64.2 | 62.4 | 61.8 | 63.3 | 63.0 | 59.1 |
| Avg. Dist. to Rail [m] | 7.7 | 1.9 | 0.2 | 0.3 | 0.3 | 0.6 | 0.3 | 0.5 | 0.5 |
| Avg. Stride Freq. [Hz] | 2.2 | 2.4 | 2.4 | 2.4 | 2.3 | 2.3 | 2.4 | 2.4 | 2.3 |
| Avg. Stride Length [m] | 4.4 | 7.1 | 7.3 | 7.2 | 7.2 | 7.1 | 7.1 | 7.0 | 6.8 |



- [] Ranking at each section and finish
- .-.- No data available at this section
- NA No data available



| | |
|--------------------------------|-------------------|
| Horse/Jockey Name | Around The Buoy |
| Final Rank | 5 |
| Fastest Section Time (Section) | 0:09.23 (Overall) |
| Top Speed [km/h] (Section) | 62.8 (1400m) |
| Race State | Finished |



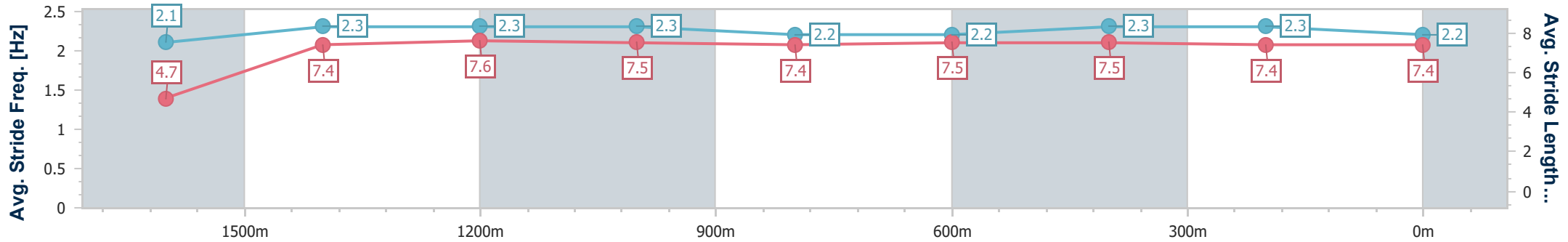
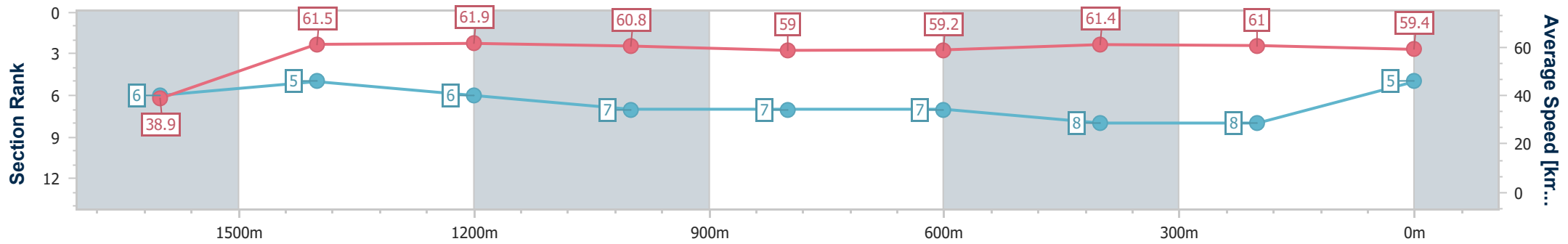
Ipswich QLD Professional
Race 7: SEVEN Class 1 Handicap - 1700m



19 February 2025 - 17:45

Track Rating: Good 4, Weather: Fine, Rail Position: +9.5m Entire

| Section | Overall | 1600m | 1400m | 1200m | 1000m | 800m | 600m | 400m | 200m |
|------------------------|--------------------------|--------------------------|--------------------------|--------------------------|--------------------------|--------------------------|--------------------------|--------------------------|--------------------------|
| Section Times | 1:44.25 [5] (0:09.23) | 1:35.02 [6] (0:11.68) | 1:23.34 [5] (0:11.57) | 1:11.77 [6] (0:11.81) | 0:59.96 [7] (0:12.15) | 0:47.81 [7] (0:12.11) | 0:35.70 [7] (0:11.76) | 0:23.94 [8] (0:11.80) | 0:12.14 [8] (0:12.14) |
| Average Speed [km/h] | 38.9 | 61.5 | 61.9 | 60.8 | 59.0 | 59.2 | 61.4 | 61.0 | 59.4 |
| Top Speed [km/h] | 60.2 | 62.0 | 62.8 | 62.5 | 62.0 | 61.6 | 62.0 | 61.6 | 61.0 |
| Avg. Dist. to Rail [m] | 1.5 | 1.9 | 1.6 | 0.7 | 0.6 | 1.0 | 0.4 | 0.9 | 0.7 |
| Avg. Stride Freq. [Hz] | 2.1 | 2.3 | 2.3 | 2.3 | 2.2 | 2.2 | 2.3 | 2.3 | 2.2 |
| Avg. Stride Length [m] | 4.7 | 7.4 | 7.6 | 7.5 | 7.4 | 7.5 | 7.5 | 7.4 | 7.4 |



- [] Ranking at each section and finish
- .-.- No data available at this section
- NA No data available



| | |
|--------------------------------|-------------------|
| Horse/Jockey Name | Hurricane Rosie |
| Final Rank | 6 |
| Fastest Section Time (Section) | 0:08.91 (Overall) |
| Top Speed [km/h] (Section) | 63.2 (1600m) |
| Race State | Finished |



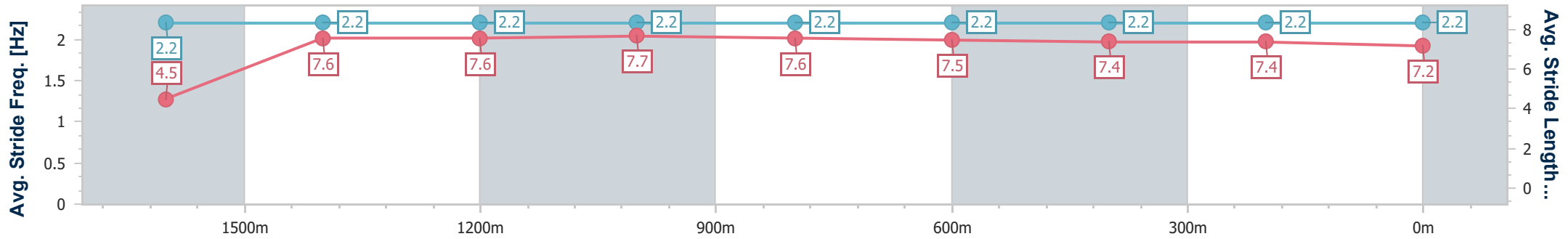
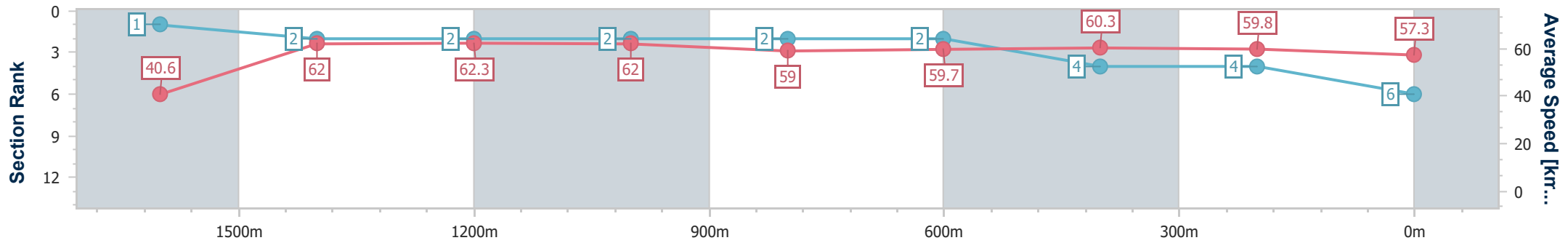
Ipswich QLD Professional
Race 7: SEVEN Class 1 Handicap - 1700m



19 February 2025 - 17:45

Track Rating: Good 4, Weather: Fine, Rail Position: +9.5m Entire

| Section | Overall | 1600m | 1400m | 1200m | 1000m | 800m | 600m | 400m | 200m |
|------------------------|--------------------------|--------------------------|--------------------------|--------------------------|--------------------------|--------------------------|--------------------------|--------------------------|--------------------------|
| Section Times | 1:44.30 [6] (0:08.91) | 1:35.39 [1] (0:11.58) | 1:23.81 [2] (0:11.51) | 1:12.30 [2] (0:11.62) | 1:00.68 [2] (0:12.21) | 0:48.47 [2] (0:12.01) | 0:36.46 [2] (0:11.91) | 0:24.55 [4] (0:12.02) | 0:12.53 [4] (0:12.53) |
| Average Speed [km/h] | 40.6 | 62.0 | 62.3 | 62.0 | 59.0 | 59.7 | 60.3 | 59.8 | 57.3 |
| Top Speed [km/h] | 61.4 | 63.2 | 62.7 | 63.1 | 60.4 | 60.6 | 61.0 | 61.5 | 58.9 |
| Avg. Dist. to Rail [m] | 4.7 | 1.2 | 0.8 | 0.3 | 0.2 | 0.2 | 0.6 | 1.0 | 1.3 |
| Avg. Stride Freq. [Hz] | 2.2 | 2.2 | 2.2 | 2.2 | 2.2 | 2.2 | 2.2 | 2.2 | 2.2 |
| Avg. Stride Length [m] | 4.5 | 7.6 | 7.6 | 7.7 | 7.6 | 7.5 | 7.4 | 7.4 | 7.2 |



- [] Ranking at each section and finish
- .-.- No data available at this section
- NA No data available



| | |
|--------------------------------|-------------------|
| Horse/Jockey Name | Tokyo Bandit |
| Final Rank | 7 |
| Fastest Section Time (Section) | 0:09.10 (Overall) |
| Top Speed [km/h] (Section) | 63.4 (1600m) |
| Race State | Finished |



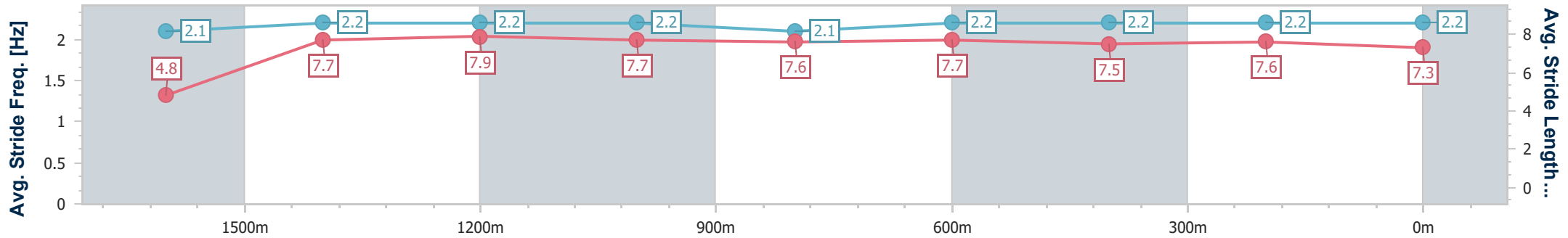
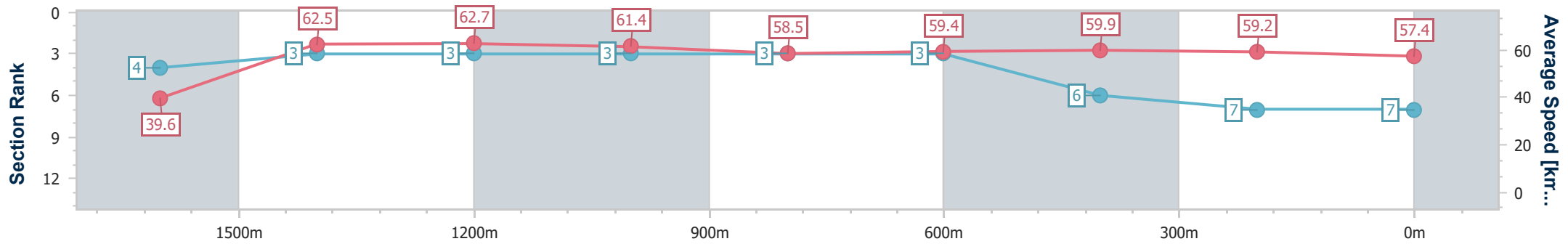
Ipswich QLD Professional
Race 7: SEVEN Class 1 Handicap - 1700m



19 February 2025 - 17:45

Track Rating: Good 4, Weather: Fine, Rail Position: +9.5m Entire

| Section | Overall | 1600m | 1400m | 1200m | 1000m | 800m | 600m | 400m | 200m |
|------------------------|--------------------------|--------------------------|--------------------------|--------------------------|--------------------------|--------------------------|--------------------------|--------------------------|--------------------------|
| Section Times | 1:44.64 [7] (0:09.10) | 1:35.54 [4] (0:11.51) | 1:24.03 [3] (0:11.41) | 1:12.62 [3] (0:11.66) | 1:00.96 [3] (0:12.30) | 0:48.66 [3] (0:12.08) | 0:36.58 [3] (0:11.95) | 0:24.63 [6] (0:12.08) | 0:12.55 [7] (0:12.55) |
| Average Speed [km/h] | 39.6 | 62.5 | 62.7 | 61.4 | 58.5 | 59.4 | 59.9 | 59.2 | 57.4 |
| Top Speed [km/h] | 60.6 | 63.4 | 63.3 | 63.0 | 59.8 | 60.3 | 61.1 | 60.0 | 59.3 |
| Avg. Dist. to Rail [m] | 2.3 | 1.1 | 1.3 | 0.8 | 0.5 | 1.0 | 1.3 | 1.6 | 2.0 |
| Avg. Stride Freq. [Hz] | 2.1 | 2.2 | 2.2 | 2.2 | 2.1 | 2.2 | 2.2 | 2.2 | 2.2 |
| Avg. Stride Length [m] | 4.8 | 7.7 | 7.9 | 7.7 | 7.6 | 7.7 | 7.5 | 7.6 | 7.3 |



- [] Ranking at each section and finish
- .-.- No data available at this section
- NA No data available



| | |
|--------------------------------|-------------------|
| Horse/Jockey Name | Attentive |
| Final Rank | 8 |
| Fastest Section Time (Section) | 0:09.30 (Overall) |
| Top Speed [km/h] (Section) | 63.7 (1400m) |
| Race State | Finished |



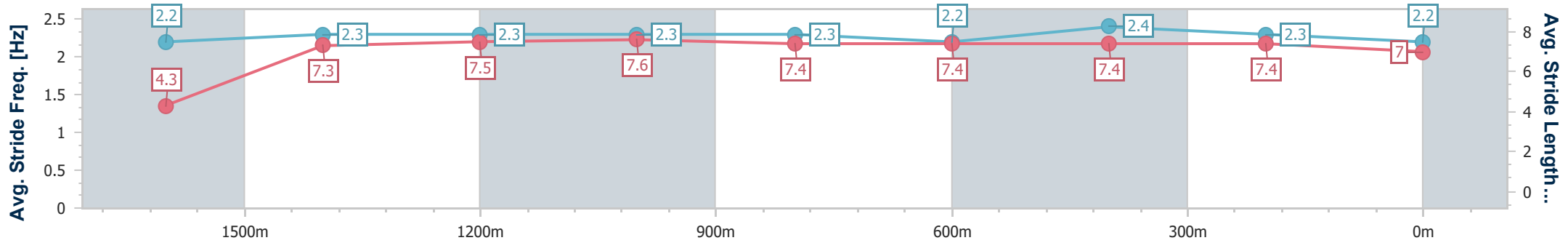
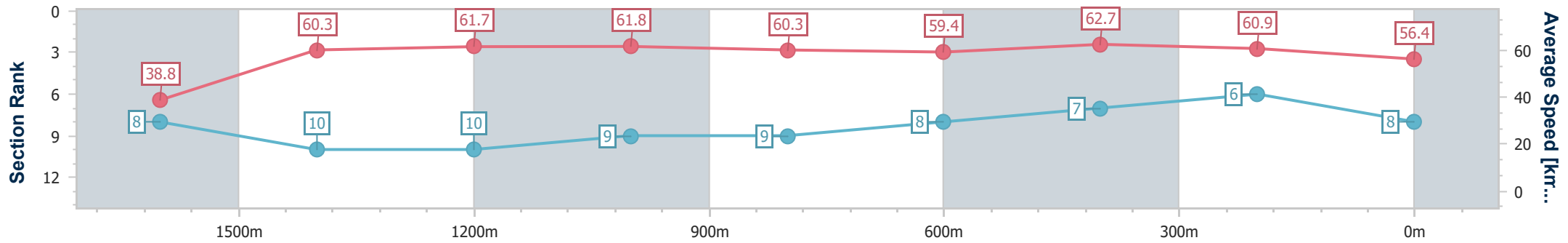
Ipswich QLD Professional
Race 7: SEVEN Class 1 Handicap - 1700m



19 February 2025 - 17:45

Track Rating: Good 4, Weather: Fine, Rail Position: +9.5m Entire

| Section | Overall | 1600m | 1400m | 1200m | 1000m | 800m | 600m | 400m | 200m |
|------------------------|--------------------------|--------------------------|---------------------------|---------------------------|--------------------------|--------------------------|--------------------------|--------------------------|--------------------------|
| Section Times | 1:44.68 [8] (0:09.30) | 1:35.38 [8] (0:11.94) | 1:23.44 [10] (0:11.67) | 1:11.77 [10] (0:11.64) | 1:00.13 [9] (0:11.95) | 0:48.18 [9] (0:12.09) | 0:36.09 [8] (0:11.49) | 0:24.60 [7] (0:11.83) | 0:12.77 [6] (0:12.77) |
| Average Speed [km/h] | 38.8 | 60.3 | 61.7 | 61.8 | 60.3 | 59.4 | 62.7 | 60.9 | 56.4 |
| Top Speed [km/h] | 59.6 | 61.2 | 63.7 | 63.3 | 62.6 | 61.4 | 63.5 | 63.7 | 58.7 |
| Avg. Dist. to Rail [m] | 6.9 | 1.0 | 0.4 | 0.4 | 0.4 | 0.4 | 0.4 | 0.7 | 1.2 |
| Avg. Stride Freq. [Hz] | 2.2 | 2.3 | 2.3 | 2.3 | 2.3 | 2.2 | 2.4 | 2.3 | 2.2 |
| Avg. Stride Length [m] | 4.3 | 7.3 | 7.5 | 7.6 | 7.4 | 7.4 | 7.4 | 7.4 | 7.0 |



- [] Ranking at each section and finish
- .-.- No data available at this section
- NA No data available



| | |
|--------------------------------|-------------------|
| Horse/Jockey Name | Saxon Slayer |
| Final Rank | 9 |
| Fastest Section Time (Section) | 0:09.52 (Overall) |
| Top Speed [km/h] (Section) | 63.7 (600m) |
| Race State | Finished |



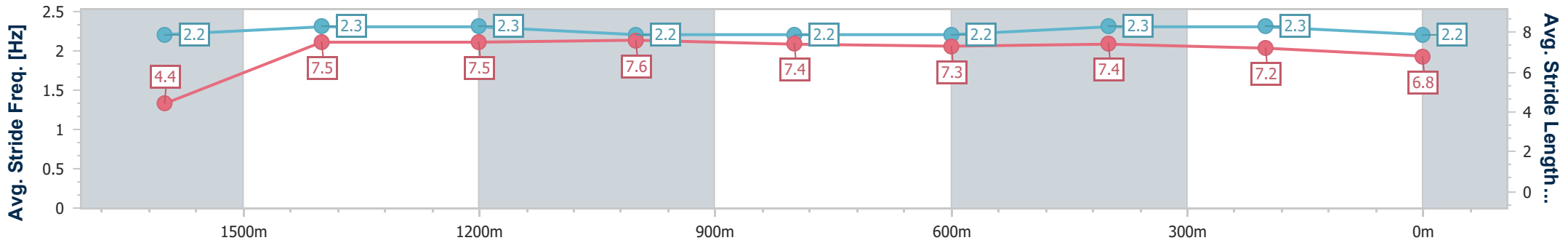
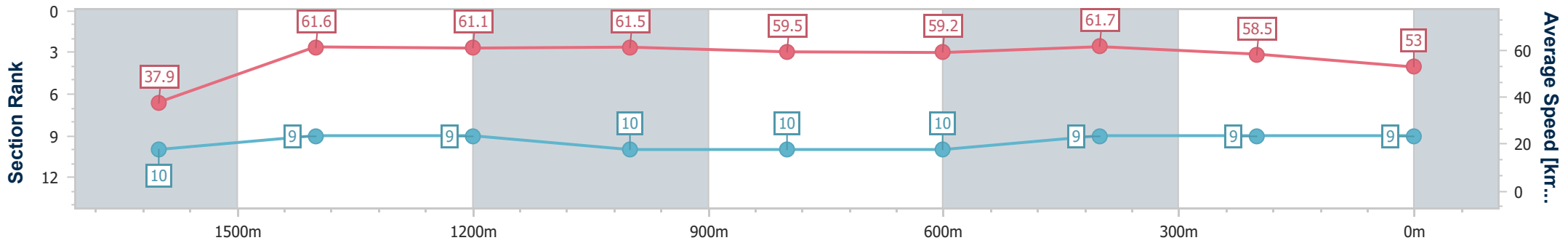
Ipswich QLD Professional
Race 7: SEVEN Class 1 Handicap - 1700m



19 February 2025 - 17:45

Track Rating: Good 4, Weather: Fine, Rail Position: +9.5m Entire

| Section | Overall | 1600m | 1400m | 1200m | 1000m | 800m | 600m | 400m | 200m |
|------------------------|--------------------------|---------------------------|--------------------------|--------------------------|---------------------------|---------------------------|---------------------------|--------------------------|--------------------------|
| Section Times | 1:46.64 [9] (0:09.52) | 1:37.12 [10] (0:11.71) | 1:25.41 [9] (0:11.66) | 1:13.75 [9] (0:11.68) | 1:02.07 [10] (0:12.11) | 0:49.96 [10] (0:12.17) | 0:37.79 [10] (0:11.78) | 0:26.01 [9] (0:12.41) | 0:13.60 [9] (0:13.60) |
| Average Speed [km/h] | 37.9 | 61.6 | 61.1 | 61.5 | 59.5 | 59.2 | 61.7 | 58.5 | 53.0 |
| Top Speed [km/h] | 59.2 | 62.7 | 62.7 | 63.4 | 62.0 | 63.4 | 63.7 | 60.0 | 57.1 |
| Avg. Dist. to Rail [m] | 5.8 | 1.4 | 1.9 | 0.9 | 0.4 | 0.9 | 2.7 | 2.4 | 2.0 |
| Avg. Stride Freq. [Hz] | 2.2 | 2.3 | 2.3 | 2.2 | 2.2 | 2.2 | 2.3 | 2.3 | 2.2 |
| Avg. Stride Length [m] | 4.4 | 7.5 | 7.5 | 7.6 | 7.4 | 7.3 | 7.4 | 7.2 | 6.8 |



- [] Ranking at each section and finish
- .-.- No data available at this section
- NA No data available



| | |
|--------------------------------|-------------------|
| Horse/Jockey Name | Explicable |
| Final Rank | 10 |
| Fastest Section Time (Section) | 0:09.28 (Overall) |
| Top Speed [km/h] (Section) | 63.4 (1400m) |
| Race State | Finished |



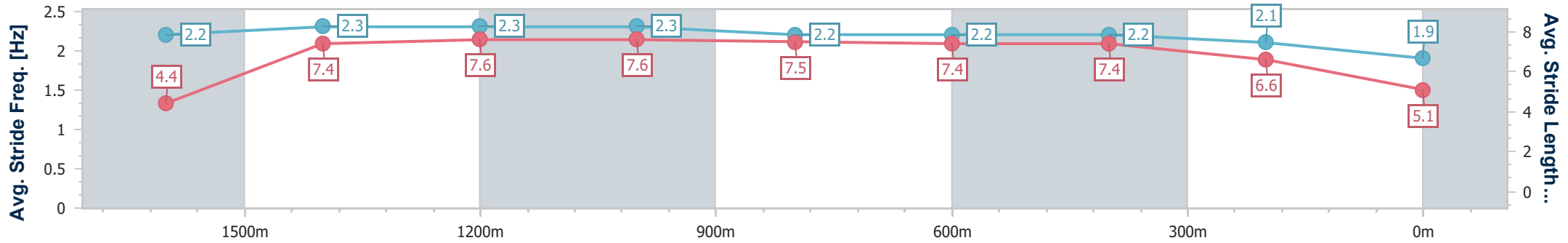
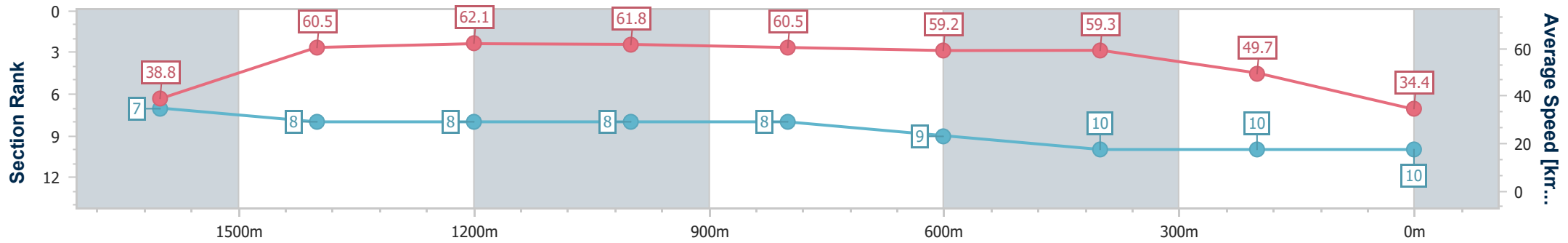
Ipswich QLD Professional
Race 7: SEVEN Class 1 Handicap - 1700m



19 February 2025 - 17:45

Track Rating: Good 4, Weather: Fine, Rail Position: +9.5m Entire

| Section | Overall | 1600m | 1400m | 1200m | 1000m | 800m | 600m | 400m | 200m |
|------------------------|---------------------------|--------------------------|--------------------------|--------------------------|--------------------------|--------------------------|--------------------------|---------------------------|---------------------------|
| Section Times | 1:56.13 [10] (0:09.28) | 1:46.85 [7] (0:11.94) | 1:34.91 [8] (0:11.60) | 1:23.31 [8] (0:11.68) | 1:11.63 [8] (0:11.96) | 0:59.67 [8] (0:12.19) | 0:47.48 [9] (0:12.13) | 0:35.35 [10] (0:14.44) | 0:20.91 [10] (0:20.91) |
| Average Speed [km/h] | 38.8 | 60.5 | 62.1 | 61.8 | 60.5 | 59.2 | 59.3 | 49.7 | 34.4 |
| Top Speed [km/h] | 59.2 | 61.0 | 63.4 | 63.2 | 61.6 | 60.9 | 61.0 | 57.0 | 43.7 |
| Avg. Dist. to Rail [m] | 9.2 | 4.1 | 0.4 | 0.6 | 0.8 | 0.5 | 0.7 | 0.5 | 0.7 |
| Avg. Stride Freq. [Hz] | 2.2 | 2.3 | 2.3 | 2.3 | 2.2 | 2.2 | 2.2 | 2.1 | 1.9 |
| Avg. Stride Length [m] | 4.4 | 7.4 | 7.6 | 7.6 | 7.5 | 7.4 | 7.4 | 6.6 | 5.1 |



- [] Ranking at each section and finish
- .-.- No data available at this section
- NA No data available