



Townsville QLD Professional

Race 1: LADBROKES FORM GENIUS BENCHMARK 60 Handicap - 1400m

20 February 2025 - 13:48



Track Rating: Good 4, Weather: Fine, Rail Position: +4m 1000m-WP, True Remainder

Section		Overall	1200m	1000m	800m	600m	400m	Last 600m				
Field Times		1:23.38 (0:14.37)	1:09.01 (0:11.24)	0:57.77 (0:11.58)	0:46.19 (0:11.45)	0:34.74 (0:11.43)	0:23.31 (0:11.37)	0:34.74				
Rank	TAB Horse/Jockey	Barrier	Top Speed [km/h]	Fastest Section	Distance Travelled [m]							
1	5 READ 'EM AND WEEP Justin Stanley	5	66.5 Overall	0:11.17 1200m	1:23.38 [1] (0:14.73)	1:08.65 [4] (0:11.17)	0:57.48 [4] (0:11.54)	0:45.94 [4] (0:11.54)	0:34.40 [4] (0:11.36)	0:23.04 [3] (0:11.28)	0:34.40	
2	4 DECRYPTING GOLD Ashley Butler	4	65.9 Overall	0:11.24 1200m	1:23.46 [2] (0:14.37)	1:09.09 [1] (0:11.24)	0:57.85 [1] (0:11.58)	0:46.27 [1] (0:11.50)	0:34.77 [2] (0:11.41)	0:23.36 [2] (0:11.34)	0:34.77	-3
3	2 JOE'S GIGGLE Denicious Smith	1	65.9 1200m	0:11.24 1200m	1:23.63 [3] (0:14.56)	1:09.07 [2] (0:11.24)	0:57.83 [3] (0:11.61)	0:46.22 [3] (0:11.50)	0:34.72 [3] (0:11.45)	0:23.27 [4] (0:11.33)	0:34.72	-5
4	1 ACCLIMATISE Micheal McDonald	2	66.1 Overall	0:11.13 1200m	1:23.65 [4] (0:14.62)	1:09.03 [3] (0:11.13)	0:57.90 [2] (0:11.48)	0:46.42 [2] (0:11.41)	0:35.01 [1] (0:11.43)	0:23.58 [1] (0:11.47)	0:35.01	-7
5	6 ELLEVES Nathan Thomas	6	65.8 1200m	0:11.24 1200m	1:24.06 [5] (0:14.97)	1:09.09 [6] (0:11.24)	0:57.85 [6] (0:11.46)	0:46.39 [6] (0:11.50)	0:34.89 [6] (0:11.32)	0:23.57 [6] (0:11.41)	0:34.89	+2
6	3 FANG IT Graham Kliese	3	66.2 Overall	0:11.34 1200m	1:24.09 [6] (0:14.76)	1:09.33 [5] (0:11.34)	0:57.99 [5] (0:11.54)	0:46.45 [5] (0:11.48)	0:34.97 [5] (0:11.36)	0:23.61 [5] (0:11.44)	0:34.97	-4

Scratched: Eyes Are Lion (#7)

[] Ranking at each section and finish
 -:-:- No data available at this section
 NA No data available

SCN Saddle cloth number
 DNF Did not finish
 DNT Did not track



Townsville QLD Professional

Race 1: LADBROKES FORM GENIUS BENCHMARK 60 Handicap - 1400m

20 February 2025 - 13:48



Track Rating: Good 4, Weather: Fine, Rail Position: +4m 1000m-WP, True Remainder

Section				200m				Last 600m	
Field Times				0:11.94 (0:11.94)				0:34.74	
Rank	TAB	Horse/Jockey	Barrier	Top Speed [km/h]	Fastest Section	Margin			Distance Travelled [m]
1	5	READ 'EM AND WEEP Justin Stanley	5	66.5 Overall	0:11.17 1200m	0:11.76 [3] (0:11.76)	1:23.38		0:34.40
2	4	DECRYPTING GOLD Ashley Butler	4	65.9 Overall	0:11.24 1200m	0:12.02 [1] (0:12.02)	0.46L		0:34.77 -3
3	2	JOE'S GIGGLE Denicious Smith	1	65.9 1200m	0:11.24 1200m	0:11.94 [4] (0:11.94)	1.42L		0:34.72 -5
4	1	ACCLIMATISE Micheal McDonald	2	66.1 Overall	0:11.13 1200m	0:12.11 [2] (0:12.11)	1.59L		0:35.01 -7
5	6	ELLEVES Nathan Thomas	6	65.8 1200m	0:11.24 1200m	0:12.16 [5] (0:12.16)	3.98L		0:34.89 +2
6	3	FANG IT Graham Kliese	3	66.2 Overall	0:11.34 1200m	0:12.17 [6] (0:12.17)	4.18L		0:34.97 -4

Scratched: Eyes Are Lion (#7)

[] Ranking at each section and finish
 -:-:-:- No data available at this section
 NA No data available

SCN Saddle cloth number
 DNF Did not finish
 DNT Did not track



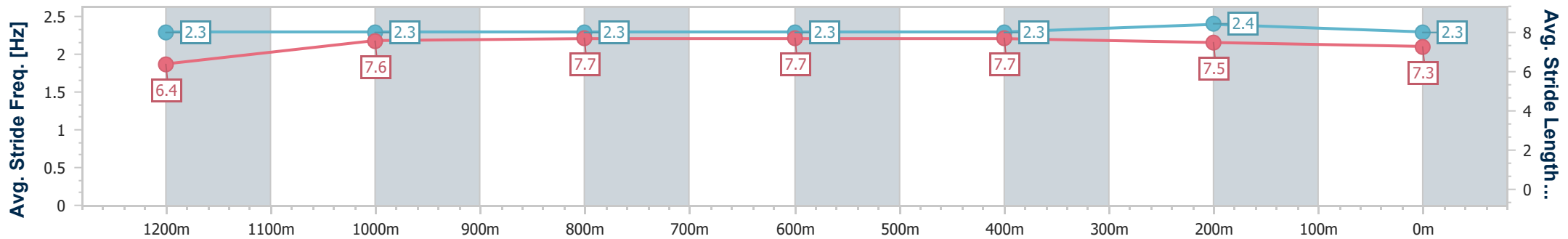
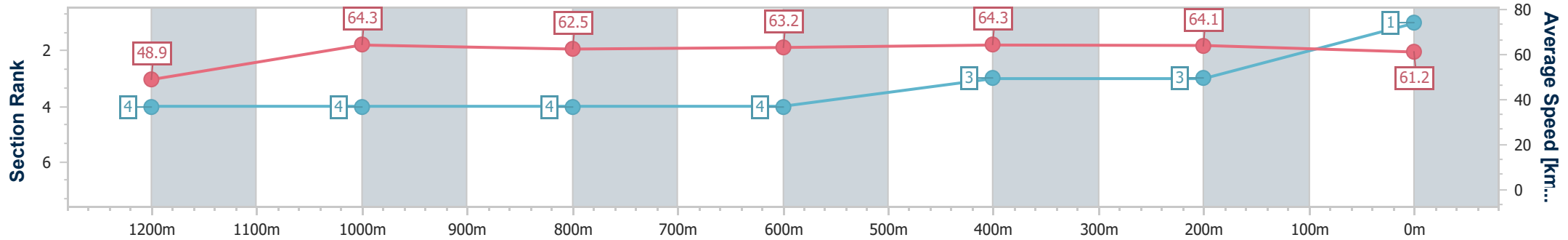
Horse/Jockey Name	Read 'Em And Weep
Final Rank	1
Fastest Section Time (Section)	0:11.17 (1200m)
Top Speed [km/h] (Section)	66.5 (Overall)
Race State	Finished



Townsville QLD Professional
 Race 1: LADBROKES FORM GENIUS BENCHMARK 60
 Handicap - 1400m
 20 February 2025 - 13:48
 Track Rating: Good 4, Weather: Fine, Rail Position: +4m 1000m-WP,
 True Remainder



Section	Overall	1200m	1000m	800m	600m	400m	200m
Section Times	1:23.38 [1] (0:14.73)	1:08.65 [4] (0:11.17)	0:57.48 [4] (0:11.54)	0:45.94 [4] (0:11.54)	0:34.40 [4] (0:11.36)	0:23.04 [3] (0:11.28)	0:11.76 [3] (0:11.76)
Average Speed [km/h]	48.9	64.3	62.5	63.2	64.3	64.1	61.2
Top Speed [km/h]	66.5	65.5	63.9	63.9	65.8	65.8	63.3
Avg. Dist. to Rail [m]	4.9	1.6	1.8	2.7	2.9	2.8	2.1
Avg. Stride Freq. [Hz]	2.3	2.3	2.3	2.3	2.3	2.4	2.3
Avg. Stride Length [m]	6.4	7.6	7.7	7.7	7.7	7.5	7.3



- [] Ranking at each section and finish
- .-.- No data available at this section
- NA No data available



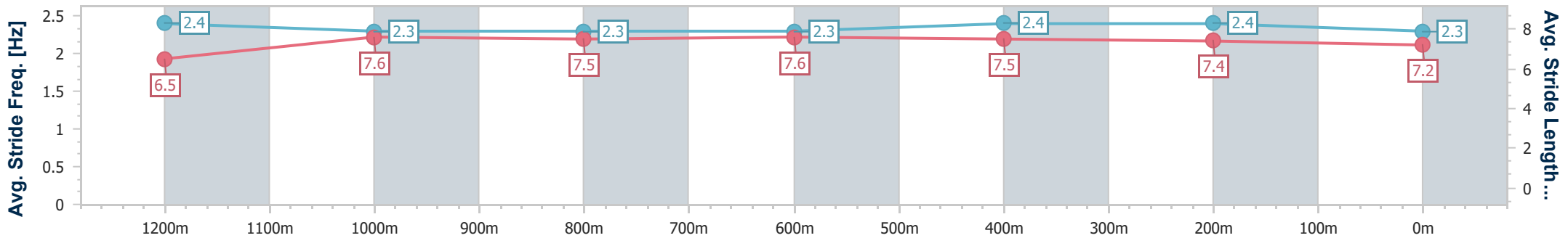
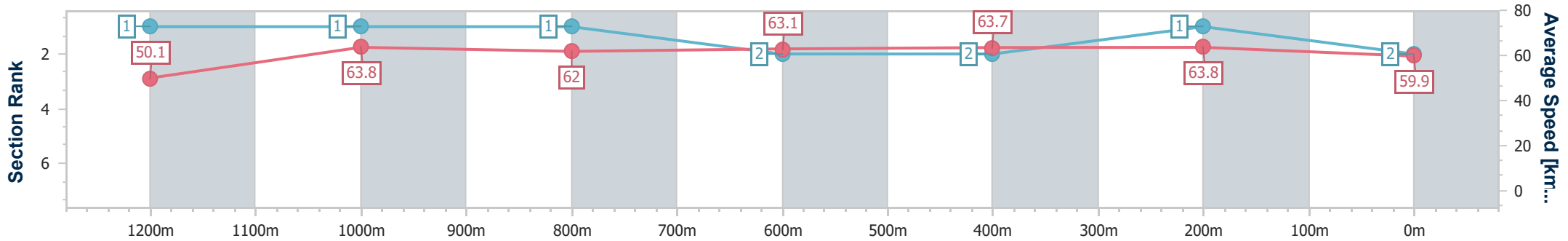
Horse/Jockey Name	Decrypting Gold
Final Rank	2
Fastest Section Time (Section)	0:11.24 (1200m)
Top Speed [km/h] (Section)	65.9 (Overall)
Race State	Finished



Townsville QLD Professional
 Race 1: LADBROKES FORM GENIUS BENCHMARK 60
 Handicap - 1400m
 20 February 2025 - 13:48
 Track Rating: Good 4, Weather: Fine, Rail Position: +4m 1000m-WP,
 True Remainder



Section	Overall	1200m	1000m	800m	600m	400m	200m
Section Times	1:23.46 [2] (0:14.37)	1:09.09 [1] (0:11.24)	0:57.85 [1] (0:11.58)	0:46.27 [1] (0:11.50)	0:34.77 [2] (0:11.41)	0:23.36 [2] (0:11.34)	0:12.02 [1] (0:12.02)
Average Speed [km/h]	50.1	63.8	62.0	63.1	63.7	63.8	59.9
Top Speed [km/h]	65.9	65.5	62.8	64.4	65.1	65.1	62.3
Avg. Dist. to Rail [m]	3.8	1.5	1.8	1.5	2.0	2.5	1.9
Avg. Stride Freq. [Hz]	2.4	2.3	2.3	2.3	2.4	2.4	2.3
Avg. Stride Length [m]	6.5	7.6	7.5	7.6	7.5	7.4	7.2



- [] Ranking at each section and finish
- .-.- No data available at this section
- NA No data available



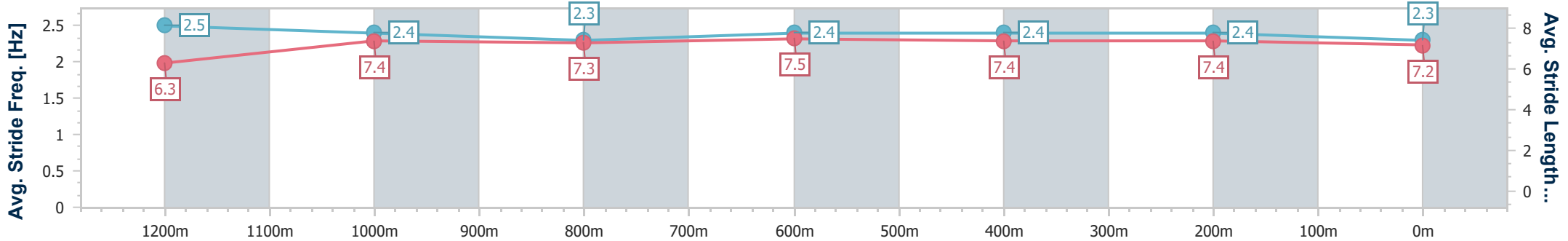
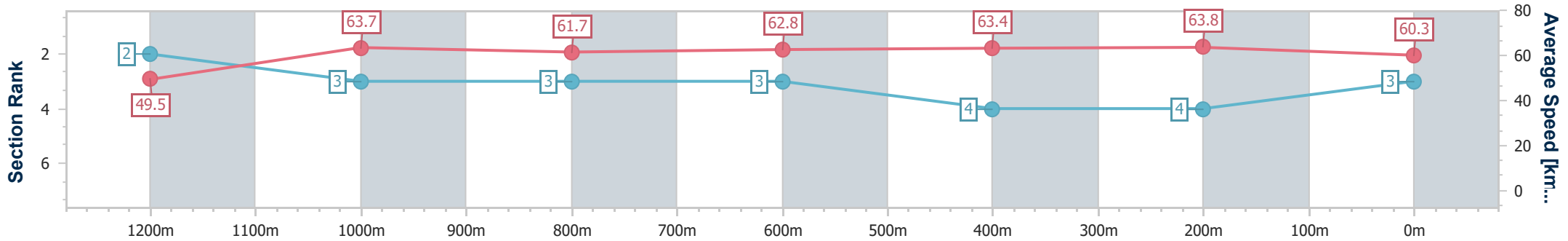
Horse/Jockey Name	Joe's Giggle
Final Rank	3
Fastest Section Time (Section)	0:11.24 (1200m)
Top Speed [km/h] (Section)	65.9 (1200m)
Race State	Finished



Townsville QLD Professional
 Race 1: LADBROKES FORM GENIUS BENCHMARK 60
 Handicap - 1400m
 20 February 2025 - 13:48
 Track Rating: Good 4, Weather: Fine, Rail Position: +4m 1000m-WP,
 True Remainder



Section	Overall	1200m	1000m	800m	600m	400m	200m
Section Times	1:23.63 [3] (0:14.56)	1:09.07 [2] (0:11.24)	0:57.83 [3] (0:11.61)	0:46.22 [3] (0:11.50)	0:34.72 [3] (0:11.45)	0:23.27 [4] (0:11.33)	0:11.94 [4] (0:11.94)
Average Speed [km/h]	49.5	63.7	61.7	62.8	63.4	63.8	60.3
Top Speed [km/h]	65.8	65.9	62.7	64.2	64.9	64.9	62.0
Avg. Dist. to Rail [m]	1.7	1.7	1.7	0.8	1.5	2.2	3.5
Avg. Stride Freq. [Hz]	2.5	2.4	2.3	2.4	2.4	2.4	2.3
Avg. Stride Length [m]	6.3	7.4	7.3	7.5	7.4	7.4	7.2



- [] Ranking at each section and finish
- .-.- No data available at this section
- NA No data available



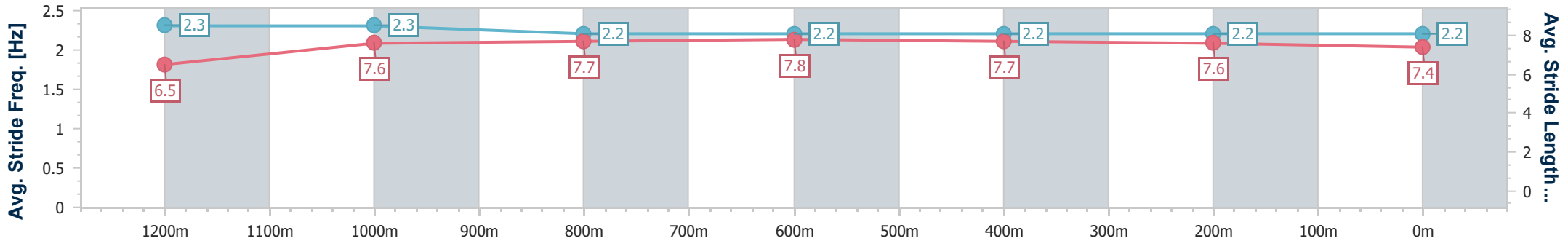
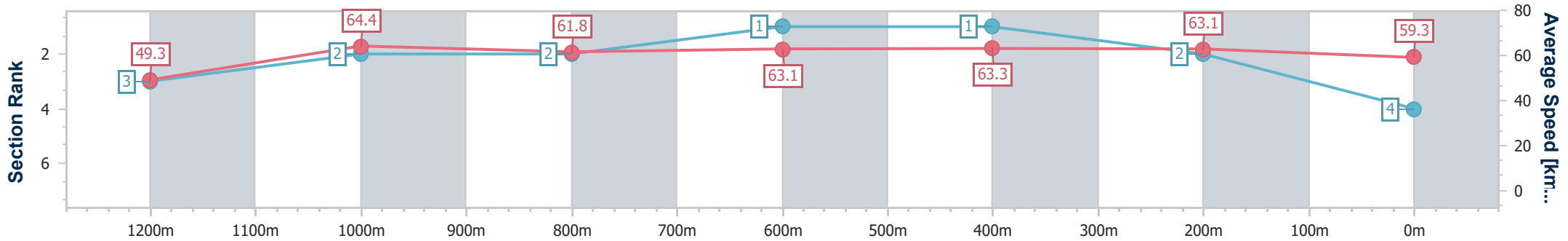
Horse/Jockey Name	Acclimatise
Final Rank	4
Fastest Section Time (Section)	0:11.13 (1200m)
Top Speed [km/h] (Section)	66.1 (Overall)
Race State	Finished



Townsville QLD Professional
 Race 1: LADBROKES FORM GENIUS BENCHMARK 60
 Handicap - 1400m
 20 February 2025 - 13:48
 Track Rating: Good 4, Weather: Fine, Rail Position: +4m 1000m-WP,
 True Remainder



Section	Overall	1200m	1000m	800m	600m	400m	200m
Section Times	1:23.65 [4] (0:14.62)	1:09.03 [3] (0:11.13)	0:57.90 [2] (0:11.48)	0:46.42 [2] (0:11.41)	0:35.01 [1] (0:11.43)	0:23.58 [1] (0:11.47)	0:12.11 [2] (0:12.11)
Average Speed [km/h]	49.3	64.4	61.8	63.1	63.3	63.1	59.3
Top Speed [km/h]	66.1	66.0	62.5	63.6	64.2	63.9	61.6
Avg. Dist. to Rail [m]	2.4	2.4	3.0	0.6	1.4	1.7	0.7
Avg. Stride Freq. [Hz]	2.3	2.3	2.2	2.2	2.2	2.2	2.2
Avg. Stride Length [m]	6.5	7.6	7.7	7.8	7.7	7.6	7.4



- [] Ranking at each section and finish
- .-.- No data available at this section
- NA No data available



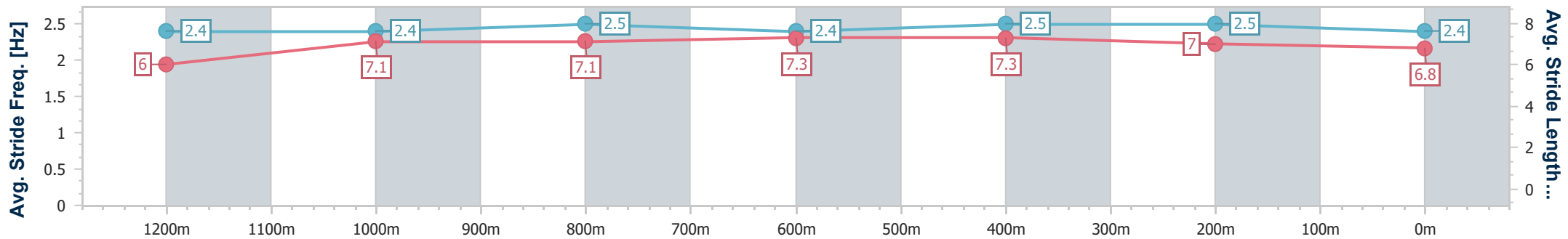
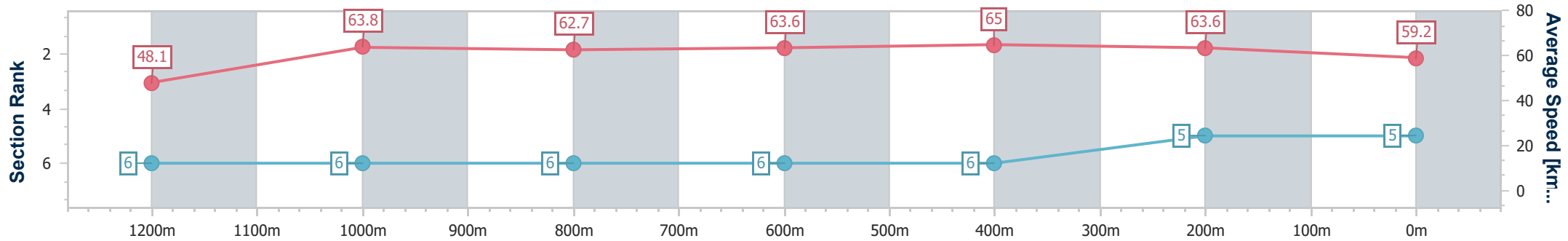
Horse/Jockey Name	Elleves
Final Rank	5
Fastest Section Time (Section)	0:11.24 (1200m)
Top Speed [km/h] (Section)	65.8 (1200m)
Race State	Finished



Townsville QLD Professional
 Race 1: LADBROKES FORM GENIUS BENCHMARK 60
 Handicap - 1400m
 20 February 2025 - 13:48
 Track Rating: Good 4, Weather: Fine, Rail Position: +4m 1000m-WP,
 True Remainder



Section	Overall	1200m	1000m	800m	600m	400m	200m
Section Times	1:24.06 [5] (0:14.97)	1:09.09 [6] (0:11.24)	0:57.85 [6] (0:11.46)	0:46.39 [6] (0:11.50)	0:34.89 [6] (0:11.32)	0:23.57 [6] (0:11.41)	0:12.16 [5] (0:12.16)
Average Speed [km/h]	48.1	63.8	62.7	63.6	65.0	63.6	59.2
Top Speed [km/h]	65.3	65.8	64.4	64.4	65.8	65.5	62.2
Avg. Dist. to Rail [m]	4.3	1.4	2.0	3.6	4.1	5.7	5.4
Avg. Stride Freq. [Hz]	2.4	2.4	2.5	2.4	2.5	2.5	2.4
Avg. Stride Length [m]	6.0	7.1	7.1	7.3	7.3	7.0	6.8



- [] Ranking at each section and finish
- .-.- No data available at this section
- NA No data available



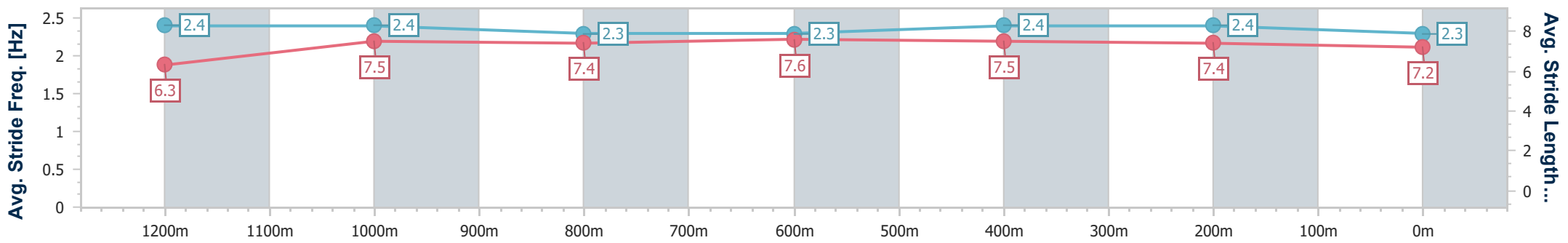
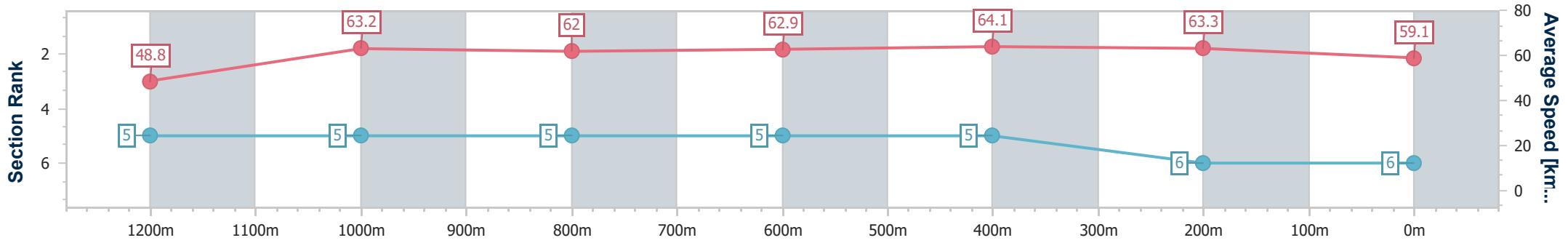
Horse/Jockey Name	Fang It
Final Rank	6
Fastest Section Time (Section)	0:11.34 (1200m)
Top Speed [km/h] (Section)	66.2 (Overall)
Race State	Finished



Townsville QLD Professional
 Race 1: LADBROKES FORM GENIUS BENCHMARK 60
 Handicap - 1400m
 20 February 2025 - 13:48
 Track Rating: Good 4, Weather: Fine, Rail Position: +4m 1000m-WP,
 True Remainder



Section	Overall	1200m	1000m	800m	600m	400m	200m
Section Times	1:24.09 [6] (0:14.76)	1:09.33 [5] (0:11.34)	0:57.99 [5] (0:11.54)	0:46.45 [5] (0:11.48)	0:34.97 [5] (0:11.36)	0:23.61 [5] (0:11.44)	0:12.17 [6] (0:12.17)
Average Speed [km/h]	48.8	63.2	62.0	62.9	64.1	63.3	59.1
Top Speed [km/h]	66.2	66.2	63.1	63.5	65.0	64.5	62.7
Avg. Dist. to Rail [m]	4.1	1.9	1.9	1.0	2.1	3.9	4.1
Avg. Stride Freq. [Hz]	2.4	2.4	2.3	2.3	2.4	2.4	2.3
Avg. Stride Length [m]	6.3	7.5	7.4	7.6	7.5	7.4	7.2



- [] Ranking at each section and finish
- .-.- No data available at this section
- NA No data available