



Townsville QLD Professional

Race 3: LADBROKES BET TICKER QTIS JEWEL QUALIFIER 3YO Plate - 1200m

20 February 2025 - 15:00



Track Rating: Good 4, Weather: Fine, Rail Position: +4m 1000m-WP, True Remainder

Section												Last 600m		
Field Times												0:34.04		
	Overall	1000m	800m	600m	400m	200m								
	1:09.91 (0:13.81)	0:56.10 (0:10.82)	0:45.28 (0:11.24)	0:34.04 (0:11.12)	0:22.92 (0:11.13)	0:11.79 (0:11.79)								
Rank	TAB	Horse/Jockey	Barrier	Top Speed [km/h]	Fastest Section								Margin	Distance Travelled [m]
1	7	BETTER THAN WORDS	1	67.7	0:10.98	1:09.91 [1]	0:55.56 [7]	0:44.35 [7]	0:33.22 [7]	0:22.06 [7]	0:11.08 [6]	1:09.91	0:33.22	
		Tahlia Fenlon		800m	400m	(0:14.35)	(0:11.21)	(0:11.13)	(0:11.16)	(0:10.98)	(0:11.08)			
2	3	I'LLTELLYOU SO	5	67.4	0:10.82	1:10.10 [2]	0:56.29 [1]	0:45.47 [2]	0:34.23 [2]	0:23.11 [2]	0:11.98 [2]	1.11L	0:34.23	-2
		Jackson Murphy		1000m	1000m	(0:13.81)	(0:10.82)	(0:11.24)	(0:11.12)	(0:11.13)	(0:11.98)			
3	4	KOBAYASTAR	6	68.5	0:11.00	1:10.11 [3]	0:55.79 [6]	0:44.66 [6]	0:33.48 [6]	0:22.46 [6]	0:11.46 [4]	1.13L	0:33.48	+6
		Chris Meehan		600m	400m	(0:14.32)	(0:11.13)	(0:11.18)	(0:11.02)	(0:11.00)	(0:11.46)			
4	2	OUR IMPACT	3	67.3	0:10.84	1:10.15 [4]	0:55.98 [3]	0:45.07 [3]	0:33.99 [3]	0:23.15 [3]	0:11.95 [3]	1.36L	0:33.99	-6
		Nathan Thomas		600m	600m	(0:14.17)	(0:10.91)	(0:11.08)	(0:10.84)	(0:11.20)	(0:11.95)			
5	5	ELECTRIC BRAE	4	66.5	0:10.90	1:10.18 [5]	0:55.87 [5]	0:44.97 [5]	0:33.74 [5]	0:22.66 [5]	0:11.53 [5]	1.58L	0:33.74	-1
		Adam Sewell		400m	1000m	(0:14.31)	(0:10.90)	(0:11.23)	(0:11.08)	(0:11.13)	(0:11.53)			
6	1	POLITICAL POWER	2	67.5	0:10.92	1:12.33 [6]	0:58.07 [4]	0:47.15 [4]	0:35.98 [4]	0:24.84 [4]	0:13.14 [7]	14.23L	0:35.98	-5
		Wanderson D'Avila		800m	1000m	(0:14.26)	(0:10.92)	(0:11.17)	(0:11.14)	(0:11.70)	(0:13.14)			

Did Not Finish: Margot Barbie (#6)

[] Ranking at each section and finish
 -:-:- No data available at this section
 NA No data available

SCN Saddle cloth number
 DNF Did not finish
 DNT Did not track



Horse/Jockey Name	Better Than Words
Final Rank	1
Fastest Section Time (Section)	0:10.98 (400m)
Top Speed [km/h] (Section)	67.7 (800m)
Race State	Finished



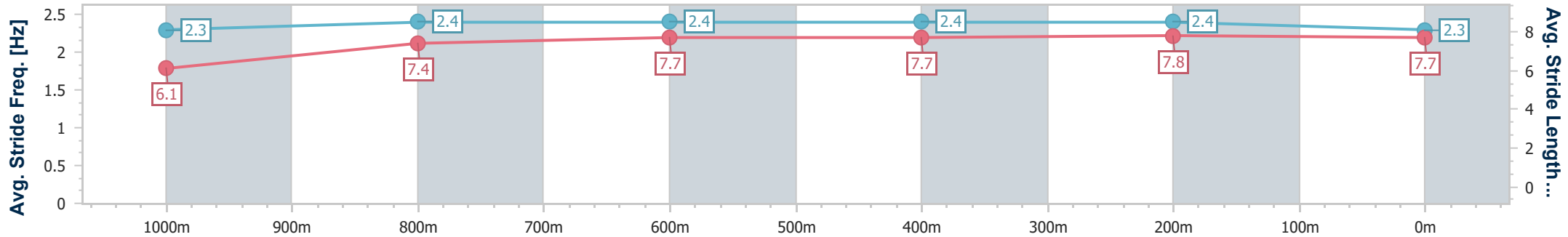
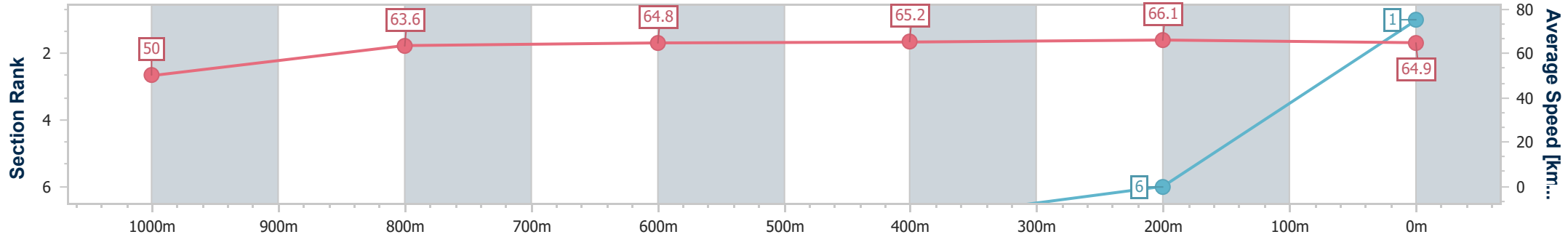
Townsville QLD Professional
 Race 3: LADBROKES BET TICKER QTIS JEWEL QUALIFIER
 3YO Plate - 1200m



20 February 2025 - 15:00

Track Rating: Good 4, Weather: Fine, Rail Position: +4m 1000m-WP,
 True Remainder

Section	Overall	1000m	800m	600m	400m	200m								
Section Times	1:09.91 [1] (0:14.35)	0:55.56 [7] (0:11.21)	0:44.35 [7] (0:11.13)	0:33.22 [7] (0:11.16)	0:22.06 [7] (0:10.98)	0:11.08 [6] (0:11.08)								
Average Speed [km/h]	50.0	63.6	64.8	65.2	66.1	64.9								
Top Speed [km/h]	63.8	67.7	67.7	66.1	67.3	66.2								
Avg. Dist. to Rail [m]	3.8	2.3	1.0	2.4	4.4	6.2								
Avg. Stride Freq. [Hz]	2.3	2.4	2.4	2.4	2.4	2.3								
Avg. Stride Length [m]	6.1	7.4	7.7	7.7	7.8	7.7								



- [] Ranking at each section and finish
- .-.- No data available at this section
- NA No data available



Horse/Jockey Name	l'ltellyouso
Final Rank	2
Fastest Section Time (Section)	0:10.82 (1000m)
Top Speed [km/h] (Section)	67.4 (1000m)
Race State	Finished



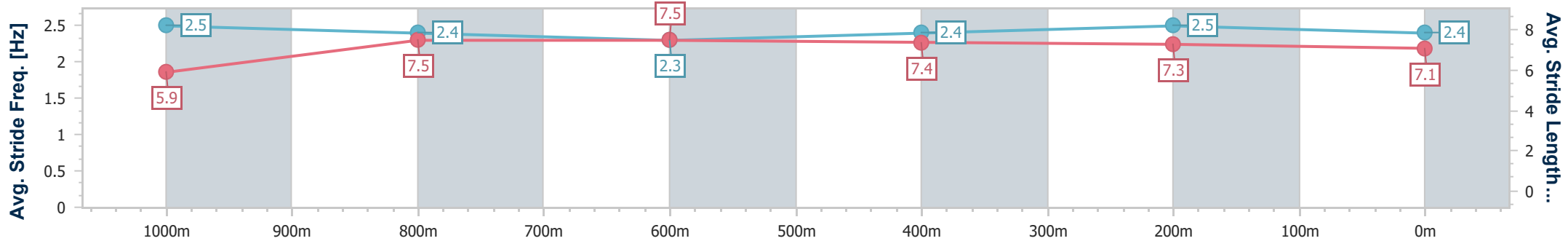
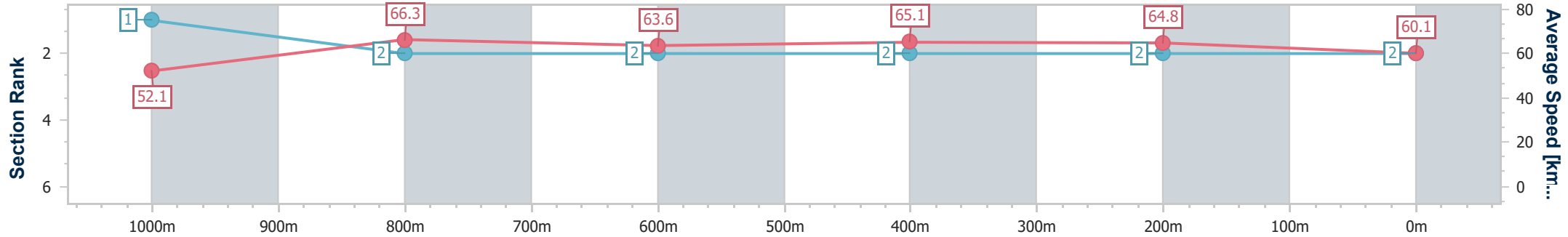
Townsville QLD Professional
 Race 3: LADBROKES BET TICKER QTIS JEWEL QUALIFIER
 3YO Plate - 1200m



20 February 2025 - 15:00

Track Rating: Good 4, Weather: Fine, Rail Position: +4m 1000m-WP,
 True Remainder

Section	Overall	1000m	800m	600m	400m	200m								
Section Times	1:10.10 [2] (0:13.81)	0:56.29 [1] (0:10.82)	0:45.47 [2] (0:11.24)	0:34.23 [2] (0:11.12)	0:23.11 [2] (0:11.13)	0:11.98 [2] (0:11.98)								
Average Speed [km/h]	52.1	66.3	63.6	65.1	64.8	60.1								
Top Speed [km/h]	66.1	67.4	64.5	65.7	66.8	62.9								
Avg. Dist. to Rail [m]	5.0	1.4	1.0	1.1	1.3	0.5								
Avg. Stride Freq. [Hz]	2.5	2.4	2.3	2.4	2.5	2.4								
Avg. Stride Length [m]	5.9	7.5	7.5	7.4	7.3	7.1								



- [] Ranking at each section and finish
- .-.- No data available at this section
- NA No data available



Horse/Jockey Name	Kobayastar
Final Rank	3
Fastest Section Time (Section)	0:11.00 (400m)
Top Speed [km/h] (Section)	68.5 (600m)
Race State	Finished



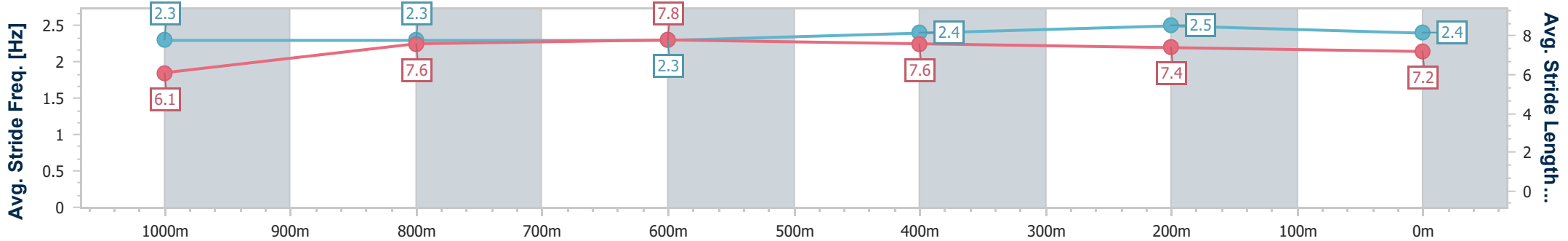
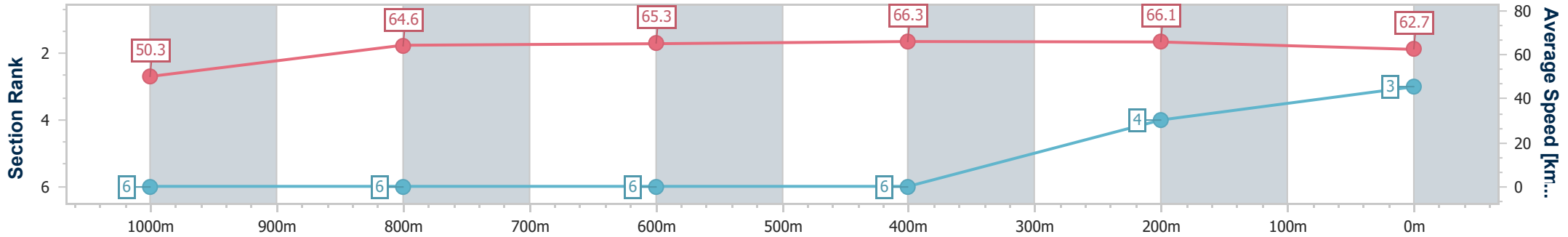
Townsville QLD Professional
 Race 3: LADBROKES BET TICKER QTIS JEWEL QUALIFIER
 3YO Plate - 1200m

20 February 2025 - 15:00

Track Rating: Good 4, Weather: Fine, Rail Position: +4m 1000m-WP,
 True Remainder



Section	Overall	1000m	800m	600m	400m	200m								
Section Times	1:10.11 [3] (0:14.32)	0:55.79 [6] (0:11.13)	0:44.66 [6] (0:11.18)	0:33.48 [6] (0:11.02)	0:22.46 [6] (0:11.00)	0:11.46 [4] (0:11.46)								
Average Speed [km/h]	50.3	64.6	65.3	66.3	66.1	62.7								
Top Speed [km/h]	64.6	67.4	66.9	68.5	67.4	66.1								
Avg. Dist. to Rail [m]	6.5	2.4	2.8	2.9	5.3	4.8								
Avg. Stride Freq. [Hz]	2.3	2.3	2.3	2.4	2.5	2.4								
Avg. Stride Length [m]	6.1	7.6	7.8	7.6	7.4	7.2								



- [] Ranking at each section and finish
- .-.- No data available at this section
- NA No data available



Horse/Jockey Name	Our Impact
Final Rank	4
Fastest Section Time (Section)	0:10.84 (600m)
Top Speed [km/h] (Section)	67.3 (600m)
Race State	Finished



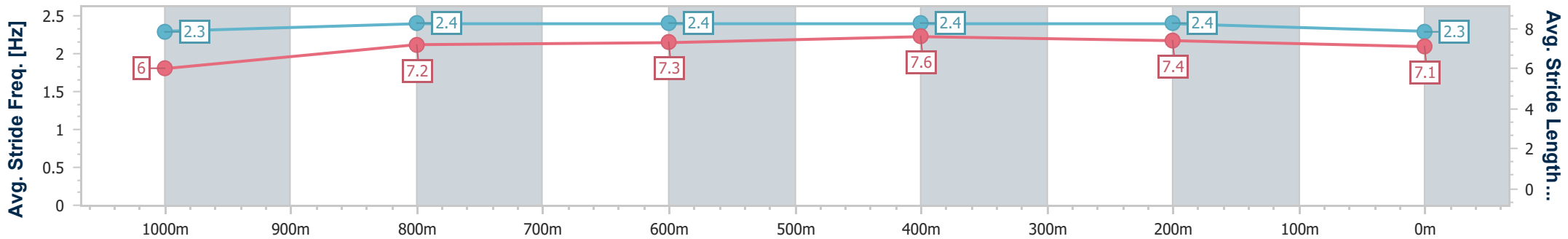
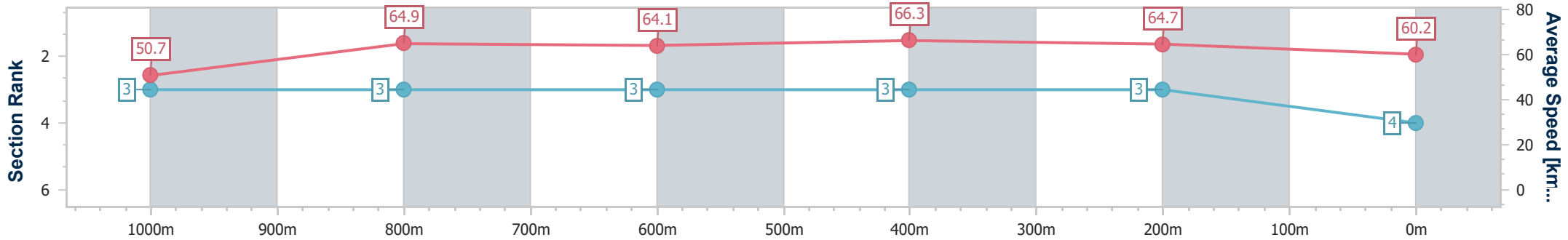
Townsville QLD Professional
 Race 3: LADBROKES BET TICKER QTIS JEWEL QUALIFIER
 3YO Plate - 1200m



20 February 2025 - 15:00

Track Rating: Good 4, Weather: Fine, Rail Position: +4m 1000m-WP, True Remainder

Section	Overall	1000m	800m	600m	400m	200m
Section Times	1:10.15 [4] (0:14.17)	0:55.98 [3] (0:10.91)	0:45.07 [3] (0:11.08)	0:33.99 [3] (0:10.84)	0:23.15 [3] (0:11.20)	0:11.95 [3] (0:11.95)
Average Speed [km/h]	50.7	64.9	64.1	66.3	64.7	60.2
Top Speed [km/h]	64.7	66.8	66.2	67.3	67.2	61.9
Avg. Dist. to Rail [m]	4.5	3.5	3.0	0.9	3.4	3.5
Avg. Stride Freq. [Hz]	2.3	2.4	2.4	2.4	2.4	2.3
Avg. Stride Length [m]	6.0	7.2	7.3	7.6	7.4	7.1



- [] Ranking at each section and finish
- .-.- No data available at this section
- NA No data available



Horse/Jockey Name	Electric Brae
Final Rank	5
Fastest Section Time (Section)	0:10.90 (1000m)
Top Speed [km/h] (Section)	66.5 (400m)
Race State	Finished



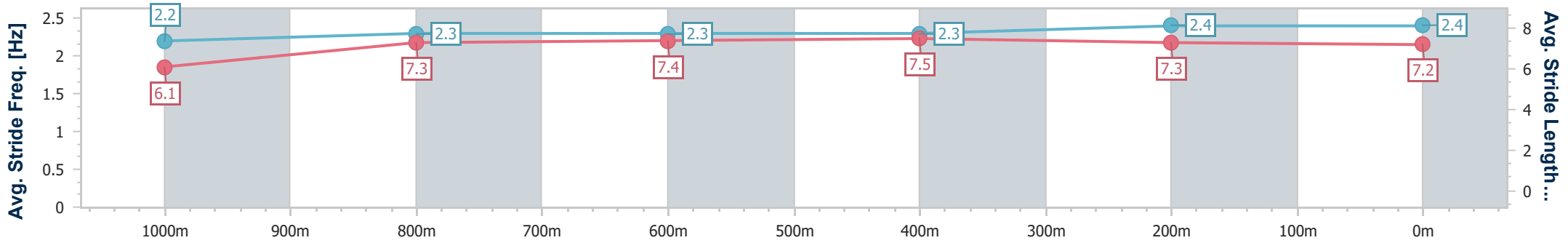
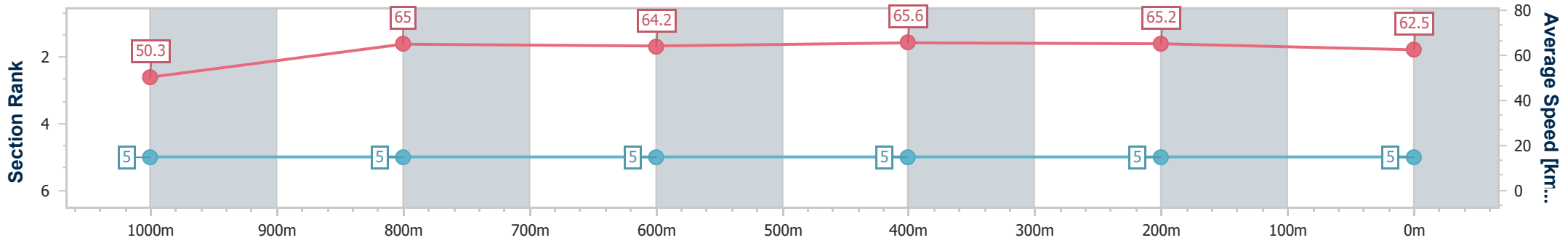
Townsville QLD Professional
Race 3: LADBROKES BET TICKER QTIS JEWEL QUALIFIER
3YO Plate - 1200m

20 February 2025 - 15:00

Track Rating: Good 4, Weather: Fine, Rail Position: +4m 1000m-WP, True Remainder



Section	Overall	1000m	800m	600m	400m	200m								
Section Times	1:10.18 [5] (0:14.31)	0:55.87 [5] (0:10.90)	0:44.97 [5] (0:11.23)	0:33.74 [5] (0:11.08)	0:22.66 [5] (0:11.13)	0:11.53 [5] (0:11.53)								
Average Speed [km/h]	50.3	65.0	64.2	65.6	65.2	62.5								
Top Speed [km/h]	64.6	66.1	66.3	66.1	66.5	64.2								
Avg. Dist. to Rail [m]	4.1	2.8	0.5	2.0	3.7	3.9								
Avg. Stride Freq. [Hz]	2.2	2.3	2.3	2.3	2.4	2.4								
Avg. Stride Length [m]	6.1	7.3	7.4	7.5	7.3	7.2								



- [] Ranking at each section and finish
- .-.- No data available at this section
- NA No data available



Horse/Jockey Name	Political Power
Final Rank	6
Fastest Section Time (Section)	0:10.92 (1000m)
Top Speed [km/h] (Section)	67.5 (800m)
Race State	Finished



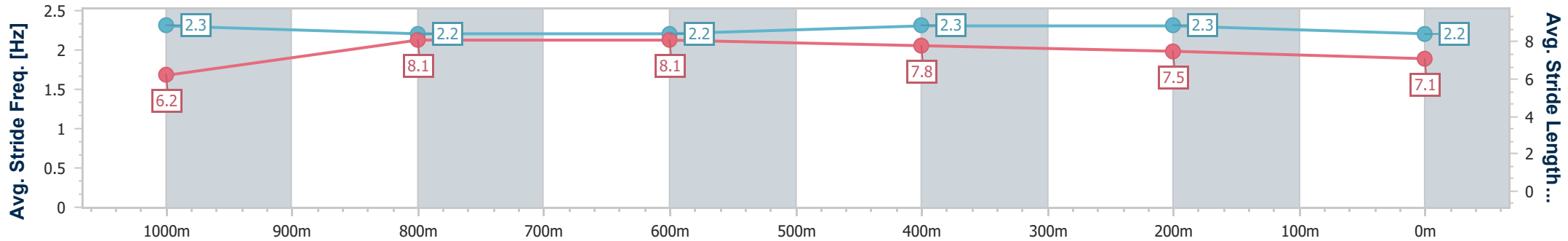
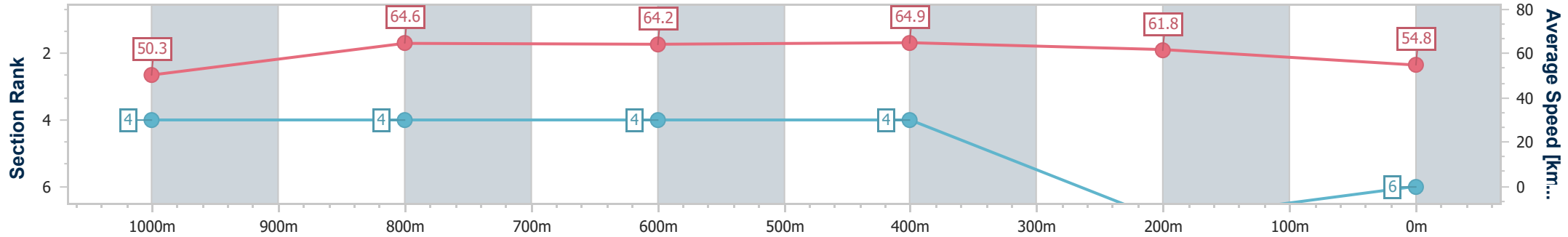
Townsville QLD Professional
 Race 3: LADBROKES BET TICKER QTIS JEWEL QUALIFIER
 3YO Plate - 1200m



20 February 2025 - 15:00

Track Rating: Good 4, Weather: Fine, Rail Position: +4m 1000m-WP, True Remainder

Section	Overall	1000m	800m	600m	400m	200m								
Section Times	1:12.33 [6] (0:14.26)	0:58.07 [4] (0:10.92)	0:47.15 [4] (0:11.17)	0:35.98 [4] (0:11.14)	0:24.84 [4] (0:11.70)	0:13.14 [7] (0:13.14)								
Average Speed [km/h]	50.3	64.6	64.2	64.9	61.8	54.8								
Top Speed [km/h]	63.8	67.2	67.5	66.2	64.5	59.0								
Avg. Dist. to Rail [m]	3.7	3.9	0.8	0.7	2.2	0.6								
Avg. Stride Freq. [Hz]	2.3	2.2	2.2	2.3	2.3	2.2								
Avg. Stride Length [m]	6.2	8.1	8.1	7.8	7.5	7.1								



- [] Ranking at each section and finish
- .-.- No data available at this section
- NA No data available



Horse/Jockey Name	Margot Barbie
Final Rank	2147483647
Fastest Section Time (Section)	0:10.35 (1000m)
Top Speed [km/h] (Section)	71.4 (1000m)
Race State	DidNotFinish



Townsville QLD Professional
 Race 3: LADBROKES BET TICKER QTIS JEWEL QUALIFIER
 3YO Plate - 1200m

20 February 2025 - 15:00

Track Rating: Good 4, Weather: Fine, Rail Position: +4m 1000m-WP,
 True Remainder



Section	Overall	1000m	800m	600m	400m	200m							
Section Times	0:00.00 [2147483647 1 (0:13.96)	0:00.00 [2] (0:10.35)	0:00.00 [1] (0:10.68)	0:00.00 [1] (0:11.27)	0:00.00 [1] (0:11.23)	0:00.00 [1] (0:11.57)							
Average Speed [km/h]	51.8	69.3	67.7	65.5	65.0	62.3							
Top Speed [km/h]	70.1	71.4	68.6	66.9	65.8	65.2							
Avg. Dist. to Rail [m]	8.3	1.0	1.2	5.1	7.4	9.0							
Avg. Stride Freq. [Hz]	2.4	2.4	2.3	2.3	2.3	2.3							
Avg. Stride Length [m]	6.0	8.1	8.2	8.0	7.9	7.7							

- [] Ranking at each section and finish
- :--:- No data available at this section
- NA No data available

