



Townsville QLD Professional

Race 4: LADBROKES ODDS SURGE Class 6 Handicap - 1200m



20 February 2025 - 15:40

Track Rating: Good 4, Weather: Fine, Rail Position: +4m 1000m-WP, True Remainder

Section													Overall	1000m	800m	600m	400m	200m	Last 600m
Field Times													1:09.65 (0:14.09)	0:55.56 (0:11.21)	0:44.35 (0:11.02)	0:33.33 (0:11.12)	0:22.21 (0:10.91)	0:11.30 (0:11.30)	0:33.33
Rank	TAB	Horse/Jockey	Barrier	Top Speed [km/h]	Fastest Section							Margin	Distance Travelled [m]						
1	1	MR METRICS Tyler Leslight	2	67.2 400m	0:10.91 400m	1:09.65 [1] (0:14.09)	0:55.56 [1] (0:11.21)	0:44.35 [1] (0:11.02)	0:33.33 [1] (0:11.12)	0:22.21 [1] (0:10.91)	0:11.30 [1] (0:11.30)	1:09.65	0:33.33						
2	6	SPIRIT OF GIVING Justin Stanley	5	68.4 400m	0:10.65 400m	1:10.02 [2] (0:14.75)	0:55.27 [6] (0:11.45)	0:43.82 [5] (0:11.10)	0:32.72 [4] (0:10.85)	0:21.87 [4] (0:10.65)	0:11.22 [3] (0:11.22)	2.2L	0:32.72 -2						
3	7	DELUXE LEGEND Nathan Thomas	1	70.4 600m	0:10.81 400m	1:10.13 [3] (0:14.20)	0:55.93 [3] (0:11.46)	0:44.47 [2] (0:11.39)	0:33.08 [2] (0:10.94)	0:22.14 [3] (0:10.81)	0:11.33 [2] (0:11.33)	2.84L	0:33.08 +7						
4	3	MUTAFIQ Ryan Wiggins	6	69.3 400m	0:10.68 400m	1:10.15 [4] (0:14.20)	0:55.95 [2] (0:11.76)	0:44.19 [4] (0:11.34)	0:32.85 [5] (0:10.85)	0:22.00 [5] (0:10.68)	0:11.32 [5] (0:11.32)	2.96L	0:32.85 +9						
5	5	NO LOVE LOST Adam Sewell	3	68.8 600m	0:10.84 600m	1:10.45 [5] (0:14.58)	0:55.87 [4] (0:11.21)	0:44.66 [3] (0:11.33)	0:33.33 [3] (0:10.84)	0:22.49 [2] (0:10.85)	0:11.64 [4] (0:11.64)	4.73L	0:33.33 +2						
6	2	TRODAIRE Ashley Butler	4	67.0 600m	0:10.90 400m	1:11.27 [6] (0:14.68)	0:56.59 [5] (0:11.57)	0:45.02 [6] (0:11.25)	0:33.77 [6] (0:11.00)	0:22.77 [6] (0:10.90)	0:11.87 [6] (0:11.87)	9.53L	0:33.77 +0						
7	8	SIR MAXIMUS Jackson Murphy	7	67.4 600m	0:10.90 400m	1:11.61 [7] (0:14.96)	0:56.65 [7] (0:11.41)	0:45.24 [7] (0:11.34)	0:33.90 [7] (0:11.12)	0:22.78 [7] (0:10.90)	0:11.88 [7] (0:11.88)	11.55L	0:33.90 +3						

Scratched: Talons (#4)



Horse/Jockey Name	Mr Metrics
Final Rank	1
Fastest Section Time (Section)	0:10.91 (400m)
Top Speed [km/h] (Section)	67.2 (400m)
Race State	Finished



Townsville QLD Professional

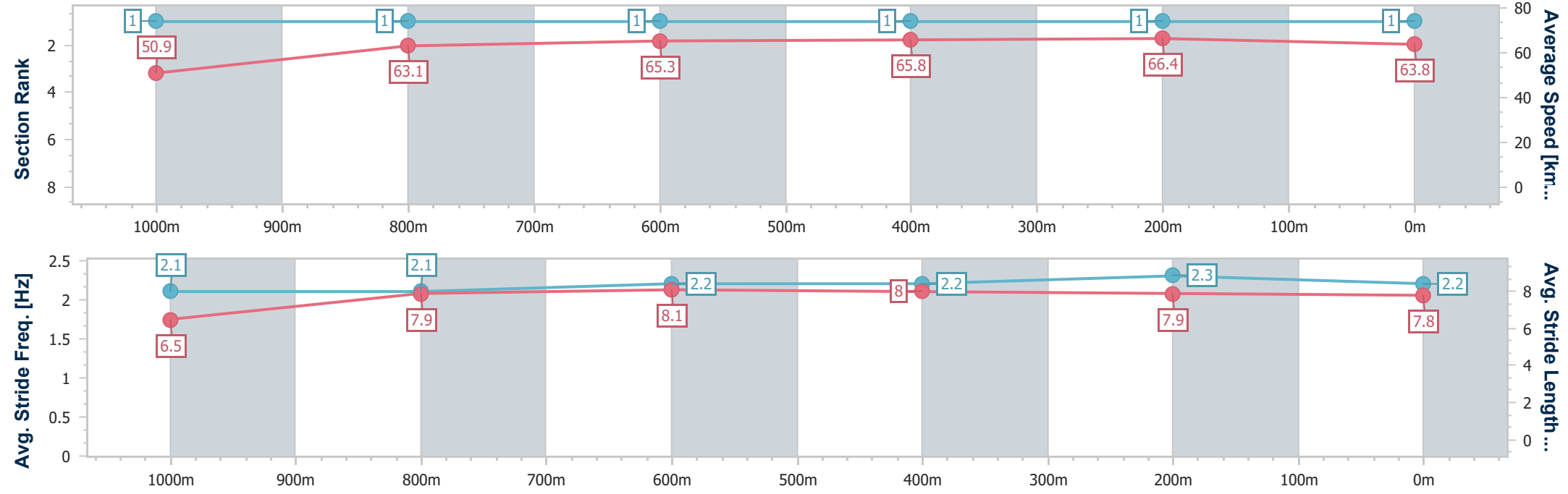
Race 4: LADBROKES ODDS SURGE Class 6 Handicap - 1200m

20 February 2025 - 15:40

Track Rating: Good 4, Weather: Fine, Rail Position: +4m 1000m-WP, True Remainder



Section	Overall	1000m	800m	600m	400m	200m
Section Times	1:09.65 [1] (0:14.09)	0:55.56 [1] (0:11.21)	0:44.35 [1] (0:11.02)	0:33.33 [1] (0:11.12)	0:22.21 [1] (0:10.91)	0:11.30 [1] (0:11.30)
Average Speed [km/h]	50.9	63.1	65.3	65.8	66.4	63.8
Top Speed [km/h]	63.2	64.3	66.5	67.1	67.2	65.9
Avg. Dist. to Rail [m]	3.4	3.6	1.1	3.2	4.2	3.0
Avg. Stride Freq. [Hz]	2.1	2.1	2.2	2.2	2.3	2.2
Avg. Stride Length [m]	6.5	7.9	8.1	8.0	7.9	7.8



- [] Ranking at each section and finish
- .-.- No data available at this section
- NA No data available



Horse/Jockey Name	Spirit Of Giving
Final Rank	2
Fastest Section Time (Section)	0:10.65 (400m)
Top Speed [km/h] (Section)	68.4 (400m)
Race State	Finished



Townsville QLD Professional

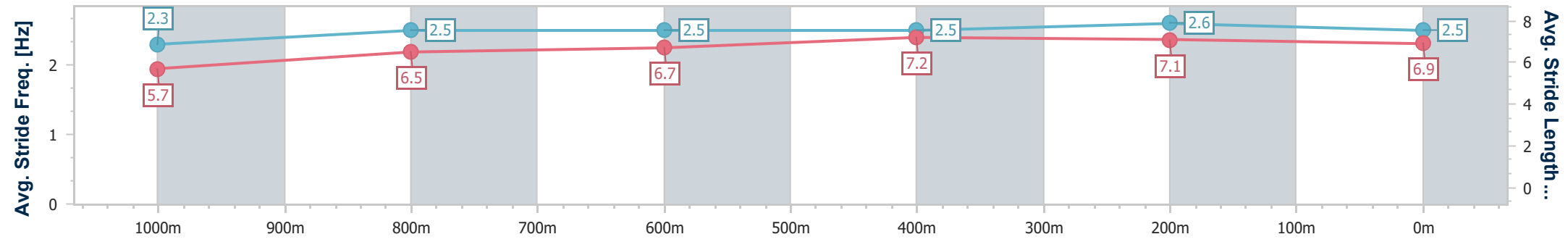
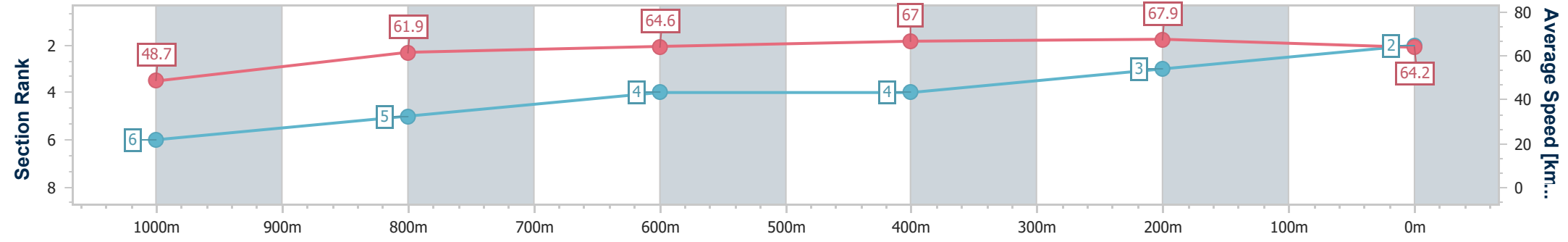
Race 4: LADBROKES ODDS SURGE Class 6 Handicap - 1200m

20 February 2025 - 15:40

Track Rating: Good 4, Weather: Fine, Rail Position: +4m 1000m-WP, True Remainder



Section	Overall	1000m	800m	600m	400m	200m
Section Times	1:10.02 [2] (0:14.75)	0:55.27 [6] (0:11.45)	0:43.82 [5] (0:11.10)	0:32.72 [4] (0:10.85)	0:21.87 [4] (0:10.65)	0:11.22 [3] (0:11.22)
Average Speed [km/h]	48.7	61.9	64.6	67.0	67.9	64.2
Top Speed [km/h]	62.8	64.8	65.6	68.2	68.4	66.9
Avg. Dist. to Rail [m]	5.1	2.9	0.9	1.7	2.6	0.8
Avg. Stride Freq. [Hz]	2.3	2.5	2.5	2.5	2.6	2.5
Avg. Stride Length [m]	5.7	6.5	6.7	7.2	7.1	6.9



- [] Ranking at each section and finish
- .-.- No data available at this section
- NA No data available



Horse/Jockey Name	Deluxe Legend
Final Rank	3
Fastest Section Time (Section)	0:10.81 (400m)
Top Speed [km/h] (Section)	70.4 (600m)
Race State	Finished



Townsville QLD Professional

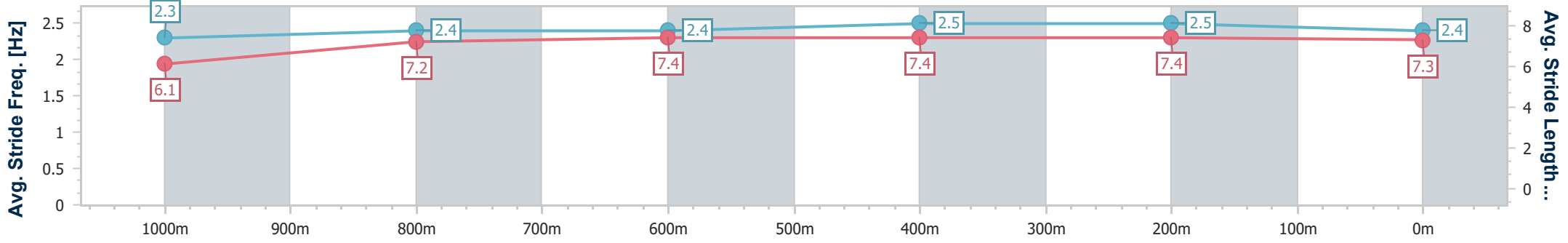
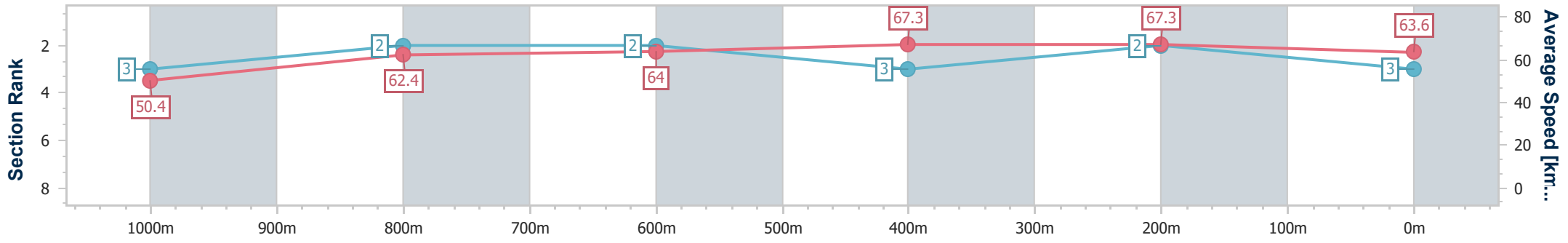
Race 4: LADBROKES ODDS SURGE Class 6 Handicap - 1200m

20 February 2025 - 15:40

Track Rating: Good 4, Weather: Fine, Rail Position: +4m 1000m-WP, True Remainder



Section	Overall	1000m	800m	600m	400m	200m
Section Times	1:10.13 [3] (0:14.20)	0:55.93 [3] (0:11.46)	0:44.47 [2] (0:11.39)	0:33.08 [2] (0:10.94)	0:22.14 [3] (0:10.81)	0:11.33 [2] (0:11.33)
Average Speed [km/h]	50.4	62.4	64.0	67.3	67.3	63.6
Top Speed [km/h]	63.2	64.1	66.0	70.4	70.1	65.8
Avg. Dist. to Rail [m]	3.2	2.5	2.9	4.8	5.3	3.1
Avg. Stride Freq. [Hz]	2.3	2.4	2.4	2.5	2.5	2.4
Avg. Stride Length [m]	6.1	7.2	7.4	7.4	7.4	7.3



- [] Ranking at each section and finish
- .-.- No data available at this section
- NA No data available



Horse/Jockey Name	Mutafiq
Final Rank	4
Fastest Section Time (Section)	0:10.68 (400m)
Top Speed [km/h] (Section)	69.3 (400m)
Race State	Finished



Townsville QLD Professional

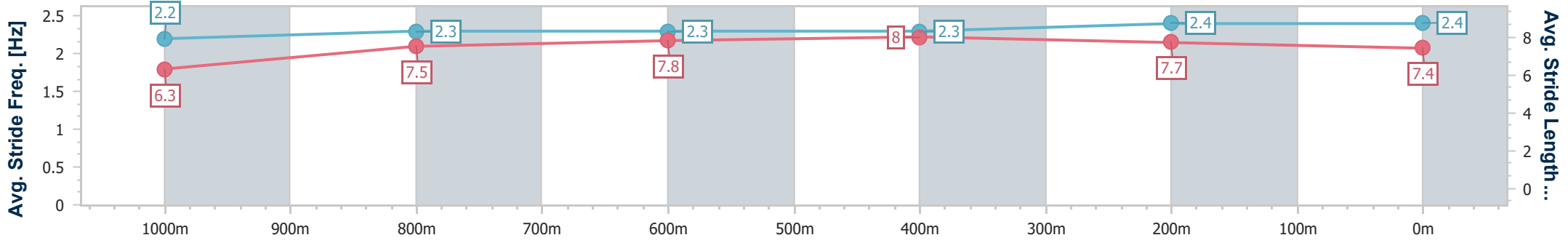
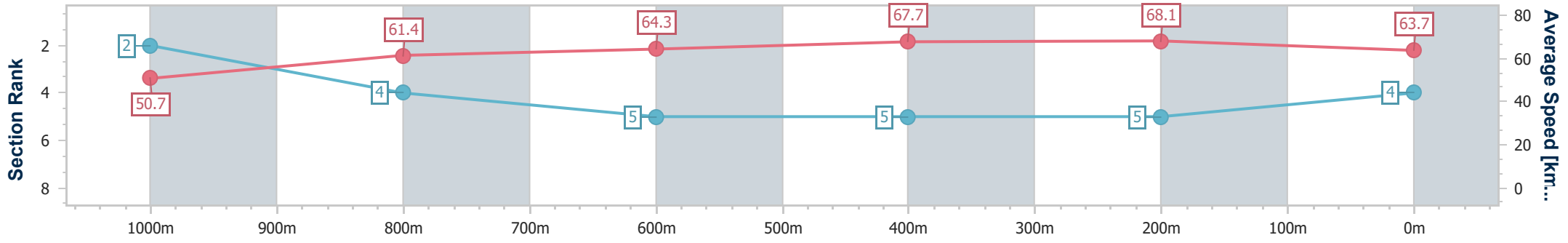
Race 4: LADBROKES ODDS SURGE Class 6 Handicap - 1200m

20 February 2025 - 15:40

Track Rating: Good 4, Weather: Fine, Rail Position: +4m 1000m-WP, True Remainder



Section	Overall	1000m	800m	600m	400m	200m
Section Times	1:10.15 [4] (0:14.20)	0:55.95 [2] (0:11.76)	0:44.19 [4] (0:11.34)	0:32.85 [5] (0:10.85)	0:22.00 [5] (0:10.68)	0:11.32 [5] (0:11.32)
Average Speed [km/h]	50.7	61.4	64.3	67.7	68.1	63.7
Top Speed [km/h]	60.8	63.3	65.8	69.2	69.3	66.3
Avg. Dist. to Rail [m]	5.6	2.0	2.9	4.0	4.9	5.2
Avg. Stride Freq. [Hz]	2.2	2.3	2.3	2.3	2.4	2.4
Avg. Stride Length [m]	6.3	7.5	7.8	8.0	7.7	7.4



- [] Ranking at each section and finish
- .-.- No data available at this section
- NA No data available



Horse/Jockey Name	No Love Lost
Final Rank	5
Fastest Section Time (Section)	0:10.84 (600m)
Top Speed [km/h] (Section)	68.8 (600m)
Race State	Finished



Townsville QLD Professional

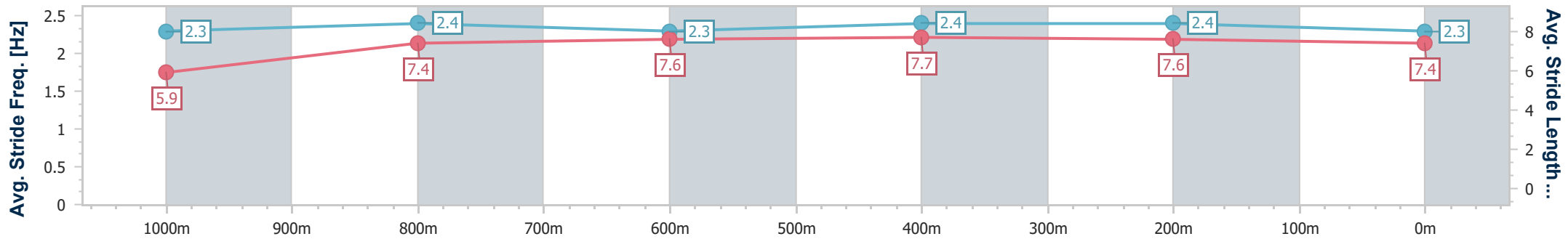
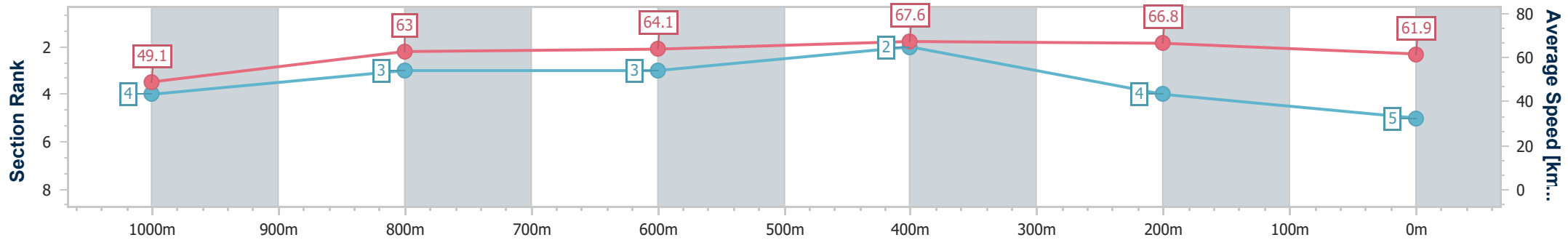
Race 4: LADBROKES ODDS SURGE Class 6 Handicap - 1200m

20 February 2025 - 15:40

Track Rating: Good 4, Weather: Fine, Rail Position: +4m 1000m-WP, True Remainder



Section	Overall	1000m	800m	600m	400m	200m
Section Times	1:10.45 [5] (0:14.58)	0:55.87 [4] (0:11.21)	0:44.66 [3] (0:11.33)	0:33.33 [3] (0:10.84)	0:22.49 [2] (0:10.85)	0:11.64 [4] (0:11.64)
Average Speed [km/h]	49.1	63.0	64.1	67.6	66.8	61.9
Top Speed [km/h]	61.5	64.7	65.1	68.8	68.4	65.6
Avg. Dist. to Rail [m]	4.0	3.8	1.8	3.6	4.1	4.8
Avg. Stride Freq. [Hz]	2.3	2.4	2.3	2.4	2.4	2.3
Avg. Stride Length [m]	5.9	7.4	7.6	7.7	7.6	7.4



- [] Ranking at each section and finish
- .-.- No data available at this section
- NA No data available



Horse/Jockey Name	Trodaire
Final Rank	6
Fastest Section Time (Section)	0:10.90 (400m)
Top Speed [km/h] (Section)	67.0 (600m)
Race State	Finished



Townsville QLD Professional

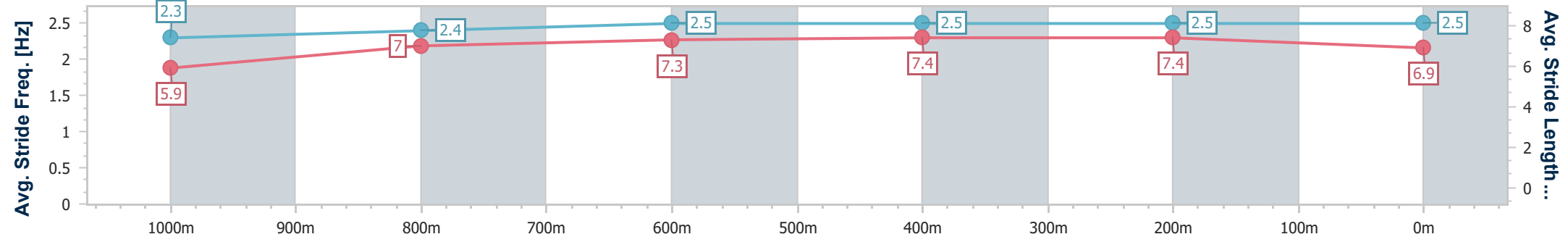
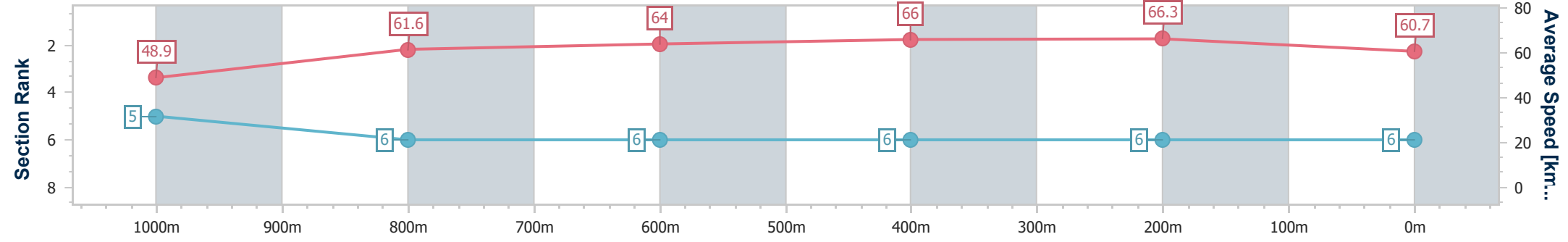
Race 4: LADBROKES ODDS SURGE Class 6 Handicap - 1200m

20 February 2025 - 15:40

Track Rating: Good 4, Weather: Fine, Rail Position: +4m 1000m-WP, True Remainder



Section	Overall	1000m	800m	600m	400m	200m
Section Times	1:11.27 [6] (0:14.68)	0:56.59 [5] (0:11.57)	0:45.02 [6] (0:11.25)	0:33.77 [6] (0:11.00)	0:22.77 [6] (0:10.90)	0:11.87 [6] (0:11.87)
Average Speed [km/h]	48.9	61.6	64.0	66.0	66.3	60.7
Top Speed [km/h]	62.1	63.6	65.0	67.0	66.9	65.0
Avg. Dist. to Rail [m]	4.7	2.1	1.0	1.9	3.1	5.6
Avg. Stride Freq. [Hz]	2.3	2.4	2.5	2.5	2.5	2.5
Avg. Stride Length [m]	5.9	7.0	7.3	7.4	7.4	6.9



- [] Ranking at each section and finish
- .-.- No data available at this section
- NA No data available



Horse/Jockey Name	Sir Maximus
Final Rank	7
Fastest Section Time (Section)	0:10.90 (400m)
Top Speed [km/h] (Section)	67.4 (600m)
Race State	Finished



Townsville QLD Professional

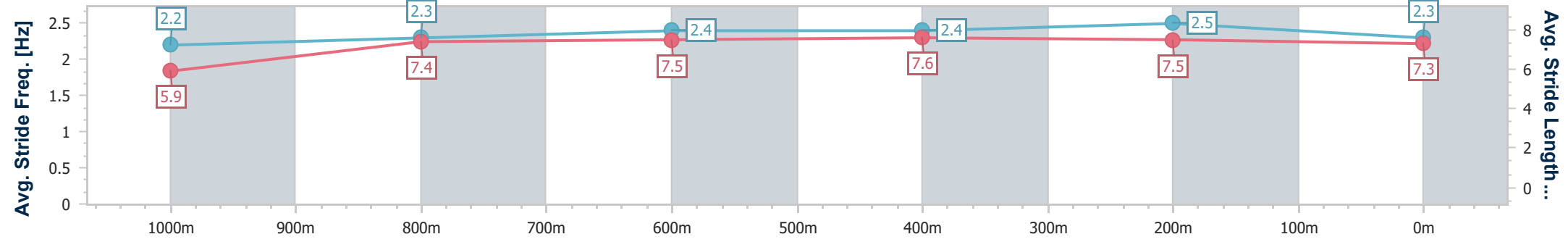
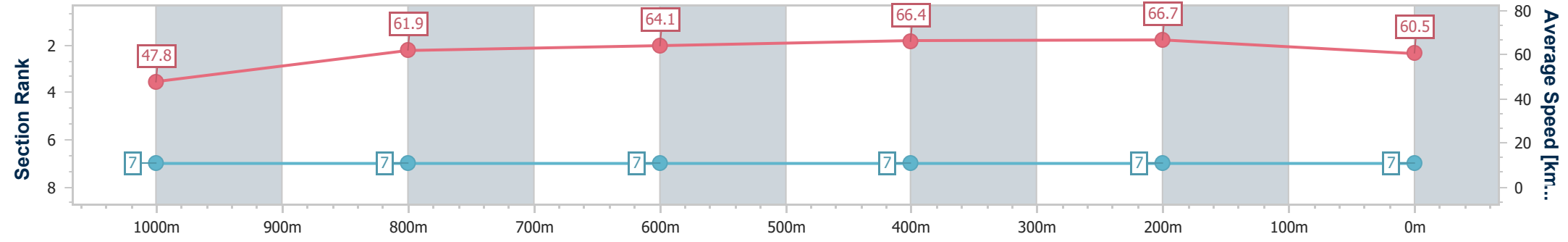
Race 4: LADBROKES ODDS SURGE Class 6 Handicap - 1200m

20 February 2025 - 15:40

Track Rating: Good 4, Weather: Fine, Rail Position: +4m 1000m-WP, True Remainder



Section	Overall	1000m	800m	600m	400m	200m
Section Times	1:11.61 [7] (0:14.96)	0:56.65 [7] (0:11.41)	0:45.24 [7] (0:11.34)	0:33.90 [7] (0:11.12)	0:22.78 [7] (0:10.90)	0:11.88 [7] (0:11.88)
Average Speed [km/h]	47.8	61.9	64.1	66.4	66.7	60.5
Top Speed [km/h]	62.1	64.1	65.3	67.4	67.3	66.0
Avg. Dist. to Rail [m]	4.9	3.9	2.0	5.0	5.2	5.5
Avg. Stride Freq. [Hz]	2.2	2.3	2.4	2.4	2.5	2.3
Avg. Stride Length [m]	5.9	7.4	7.5	7.6	7.5	7.3



- [] Ranking at each section and finish
- .-.- No data available at this section
- NA No data available