



Mackay QLD Professional

Race 1: SKY RACING Class 3 Handicap - 1800m



MACKAY TURF CLUB
Ooralea Racecourse

21 February 2025 - 13:35

Track Rating: Good 4, Weather: Fine, Rail Position: True

Section		Overall	1600m	1400m	1200m	1000m	800m	600m	Last 600m				
Field Times		1:50.82 (0:13.49)	1:37.33 (0:12.05)	1:25.28 (0:12.52)	1:12.76 (0:12.44)	1:00.32 (0:12.43)	0:47.89 (0:11.83)	0:36.06 (0:11.91)	0:36.06				
Rank	TAB Horse/Jockey	Barrier	Top Speed [km/h]	Fastest Section									Distance Travelled [m]
1	1 NONDISCLOSURE Ashley Butler	4	64.3 Overall	0:11.82 400m	1:50.82 [1] (0:13.49)	1:37.33 [1] (0:12.05)	1:25.28 [1] (0:12.52)	1:12.76 [1] (0:12.44)	1:00.32 [1] (0:12.43)	0:47.89 [1] (0:11.83)	0:36.06 [1] (0:11.91)	0:36.06	
2	4 MORDECAI Warwick Satherley	2	63.7 600m	0:11.57 600m	1:51.18 [2] (0:13.77)	1:37.41 [4] (0:12.05)	1:25.36 [3] (0:12.76)	1:12.60 [4] (0:12.49)	1:00.11 [4] (0:12.49)	0:47.62 [4] (0:11.76)	0:35.86 [4] (0:11.57)	0:35.86	+3
3	3 GENERAL WOLFFE Justin Stanley	1	62.7 Overall	0:11.79 800m	1:51.89 [3] (0:13.73)	1:38.16 [3] (0:12.31)	1:25.85 [4] (0:12.53)	1:13.32 [3] (0:12.44)	1:00.88 [3] (0:12.43)	0:48.45 [3] (0:11.79)	0:36.66 [3] (0:11.82)	0:36.66	-1
4	2 BELLA TIVACI Adam Sewell	3	65.4 Overall	0:11.67 800m	1:53.57 [4] (0:13.50)	1:40.07 [2] (0:12.31)	1:27.76 [2] (0:12.62)	1:15.14 [2] (0:12.44)	1:02.70 [2] (0:12.29)	0:50.41 [2] (0:11.67)	0:38.74 [2] (0:12.02)	0:38.74	+3

Scratched: Chalkley (#6), Replace The Ace (#5), Just Frank (#7)

[] Ranking at each section and finish
 -:-:-:- No data available at this section
 NA No data available

SCN Saddle cloth number
 DNF Did not finish
 DNT Did not track



Mackay QLD Professional

Race 1: SKY RACING Class 3 Handicap - 1800m

21 February 2025 - 13:35



MACKAY TURF CLUB
Ooralea Racecourse

Track Rating: Good 4, Weather: Fine, Rail Position: True

Section				400m	200m			Last 600m			
Field Times				0:24.15 (0:11.82)	0:12.33 (0:12.33)			0:36.06			
Rank	TAB	Horse/Jockey	Barrier	Top Speed [km/h]	Fastest Section	Margin				Distance Travelled [m]	
1	1	NONDISCLOSURE Ashley Butler	4	64.3 Overall	0:11.82 400m	0:24.15 [1] (0:11.82)	0:12.33 [1] (0:12.33)	1:50.82		0:36.06	
2	4	MORDECAI Warwick Satherley	2	63.7 600m	0:11.57 600m	0:24.29 [3] (0:11.82)	0:12.47 [2] (0:12.47)	2.11L		0:35.86	+3
3	3	GENERAL WOLFFE Justin Stanley	1	62.7 Overall	0:11.79 800m	0:24.84 [4] (0:12.08)	0:12.76 [3] (0:12.76)	6.26L		0:36.66	-1
4	2	BELLA TIVACI Adam Sewell	3	65.4 Overall	0:11.67 800m	0:26.72 [2] (0:12.61)	0:14.11 [4] (0:14.11)	16.18L		0:38.74	+3

Scratched: Chalkley (#6), Replace The Ace (#5), Just Frank (#7)



Horse/Jockey Name	Nondisclosure
Final Rank	1
Fastest Section Time (Section)	0:11.82 (400m)
Top Speed [km/h] (Section)	64.3 (Overall)
Race State	Finished



Mackay QLD Professional

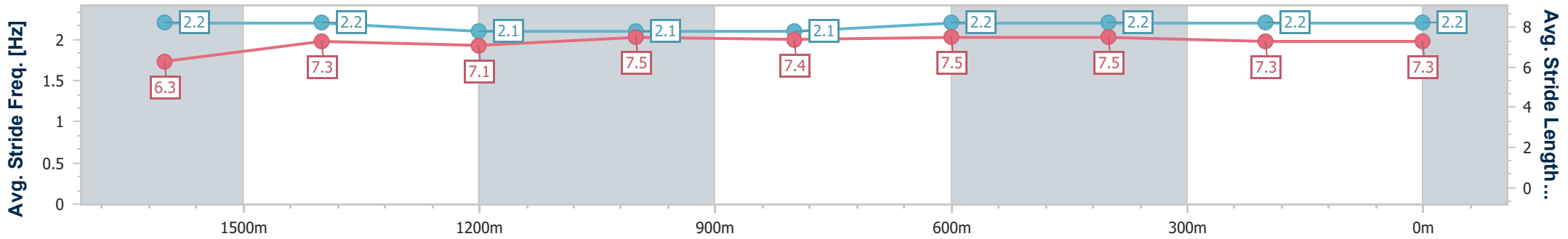
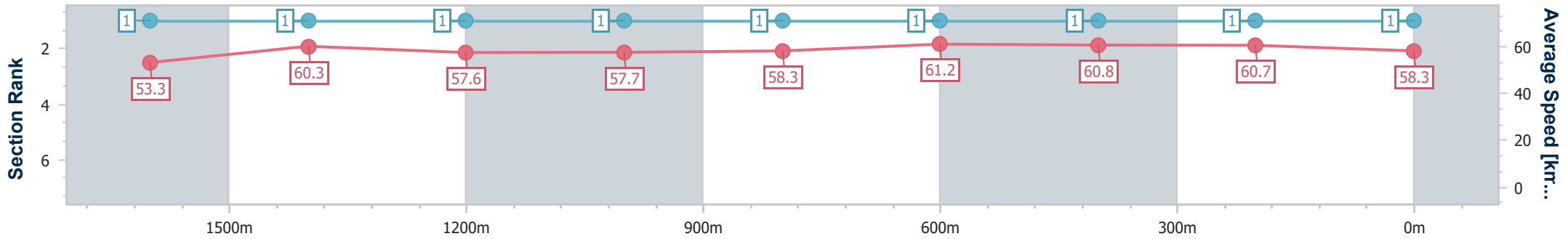
Race 1: SKY RACING Class 3 Handicap - 1800m

21 February 2025 - 13:35

Track Rating: Good 4, Weather: Fine, Rail Position: True



Section	Overall	1600m	1400m	1200m	1000m	800m	600m	400m	200m
Section Times	1:50.82 [1] (0:13.49)	1:37.33 [1] (0:12.05)	1:25.28 [1] (0:12.52)	1:12.76 [1] (0:12.44)	1:00.32 [1] (0:12.43)	0:47.89 [1] (0:11.83)	0:36.06 [1] (0:11.91)	0:24.15 [1] (0:11.82)	0:12.33 [1] (0:12.33)
Average Speed [km/h]	53.3	60.3	57.6	57.7	58.3	61.2	60.8	60.7	58.3
Top Speed [km/h]	64.3	63.4	57.9	58.4	59.3	62.5	61.7	61.5	60.5
Avg. Dist. to Rail [m]	7.6	1.8	0.6	0.9	1.3	1.9	1.0	0.7	0.6
Avg. Stride Freq. [Hz]	2.2	2.2	2.1	2.1	2.1	2.2	2.2	2.2	2.2
Avg. Stride Length [m]	6.3	7.3	7.1	7.5	7.4	7.5	7.5	7.3	7.3



- [] Ranking at each section and finish
- .-.- No data available at this section
- NA No data available



Horse/Jockey Name	Mordecai
Final Rank	2
Fastest Section Time (Section)	0:11.57 (600m)
Top Speed [km/h] (Section)	63.7 (600m)
Race State	Finished



Mackay QLD Professional

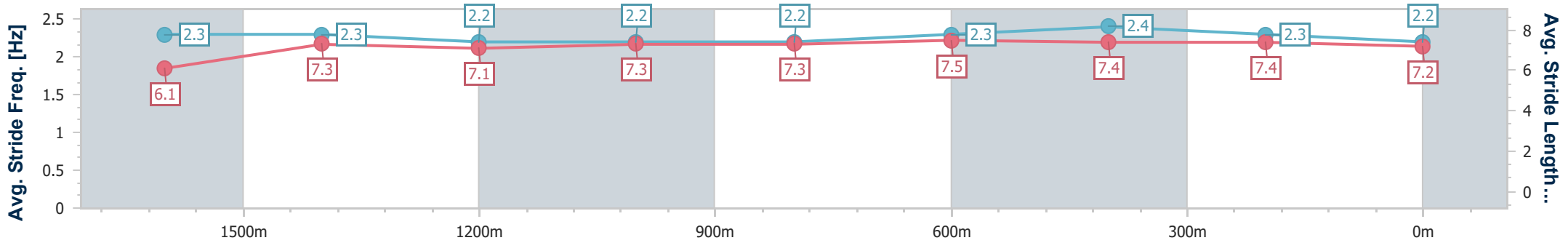
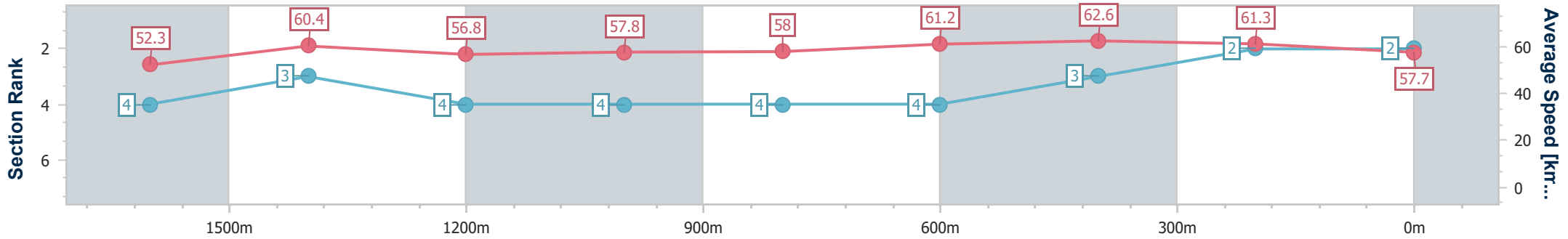
Race 1: SKY RACING Class 3 Handicap - 1800m

21 February 2025 - 13:35

Track Rating: Good 4, Weather: Fine, Rail Position: True



Section	Overall	1600m	1400m	1200m	1000m	800m	600m	400m	200m
Section Times	1:51.18 [2] (0:13.77)	1:37.41 [4] (0:12.05)	1:25.36 [3] (0:12.76)	1:12.60 [4] (0:12.49)	1:00.11 [4] (0:12.49)	0:47.62 [4] (0:11.76)	0:35.86 [4] (0:11.57)	0:24.29 [3] (0:11.82)	0:12.47 [2] (0:12.47)
Average Speed [km/h]	52.3	60.4	56.8	57.8	58.0	61.2	62.6	61.3	57.7
Top Speed [km/h]	63.2	63.2	59.0	58.6	58.5	63.6	63.7	62.4	60.0
Avg. Dist. to Rail [m]	4.3	1.4	1.8	1.3	0.9	0.9	1.0	2.9	3.0
Avg. Stride Freq. [Hz]	2.3	2.3	2.2	2.2	2.2	2.3	2.4	2.3	2.2
Avg. Stride Length [m]	6.1	7.3	7.1	7.3	7.3	7.5	7.4	7.4	7.2



- [] Ranking at each section and finish
- .-.- No data available at this section
- NA No data available



Horse/Jockey Name	General Wolffe
Final Rank	3
Fastest Section Time (Section)	0:11.79 (800m)
Top Speed [km/h] (Section)	62.7 (Overall)
Race State	Finished



Mackay QLD Professional

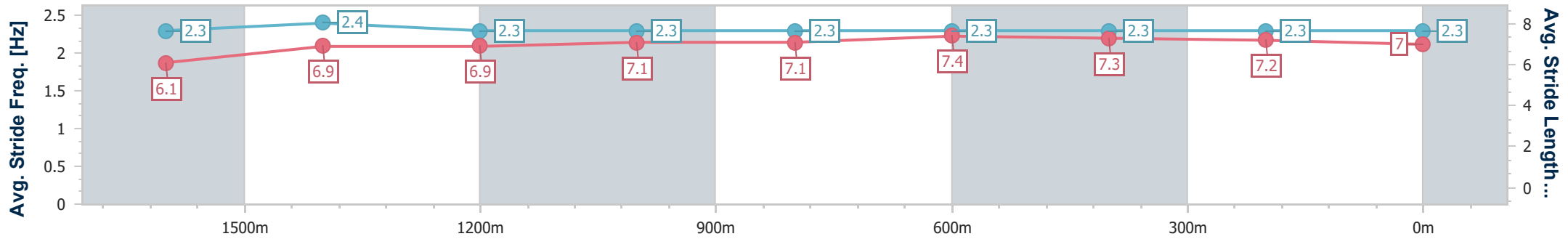
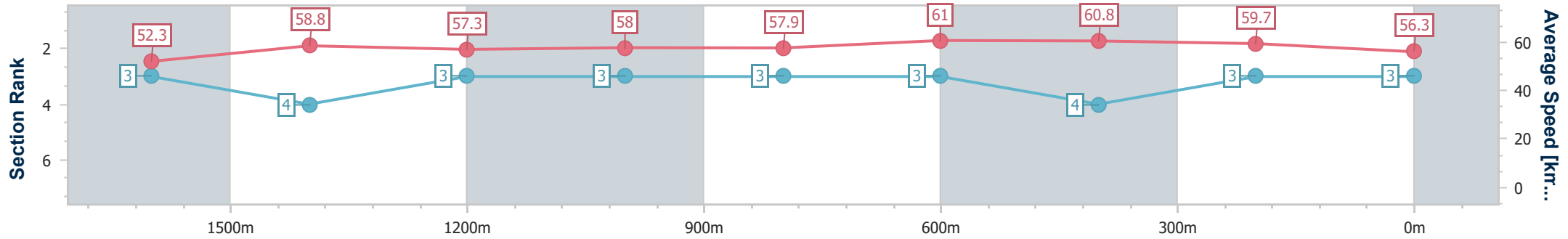
Race 1: SKY RACING Class 3 Handicap - 1800m

21 February 2025 - 13:35

Track Rating: Good 4, Weather: Fine, Rail Position: True



Section	Overall	1600m	1400m	1200m	1000m	800m	600m	400m	200m
Section Times	1:51.89 [3] (0:13.73)	1:38.16 [3] (0:12.31)	1:25.85 [4] (0:12.53)	1:13.32 [3] (0:12.44)	1:00.88 [3] (0:12.43)	0:48.45 [3] (0:11.79)	0:36.66 [3] (0:11.82)	0:24.84 [4] (0:12.08)	0:12.76 [3] (0:12.76)
Average Speed [km/h]	52.3	58.8	57.3	58.0	57.9	61.0	60.8	59.7	56.3
Top Speed [km/h]	62.7	62.1	58.5	58.4	59.2	62.6	62.1	60.3	59.2
Avg. Dist. to Rail [m]	2.7	1.1	0.4	0.4	0.3	0.5	0.4	1.0	1.0
Avg. Stride Freq. [Hz]	2.3	2.4	2.3	2.3	2.3	2.3	2.3	2.3	2.3
Avg. Stride Length [m]	6.1	6.9	6.9	7.1	7.1	7.4	7.3	7.2	7.0



- [] Ranking at each section and finish
- .-.- No data available at this section
- NA No data available



Horse/Jockey Name	Bella Tivaci
Final Rank	4
Fastest Section Time (Section)	0:11.67 (800m)
Top Speed [km/h] (Section)	65.4 (Overall)
Race State	Finished



Mackay QLD Professional

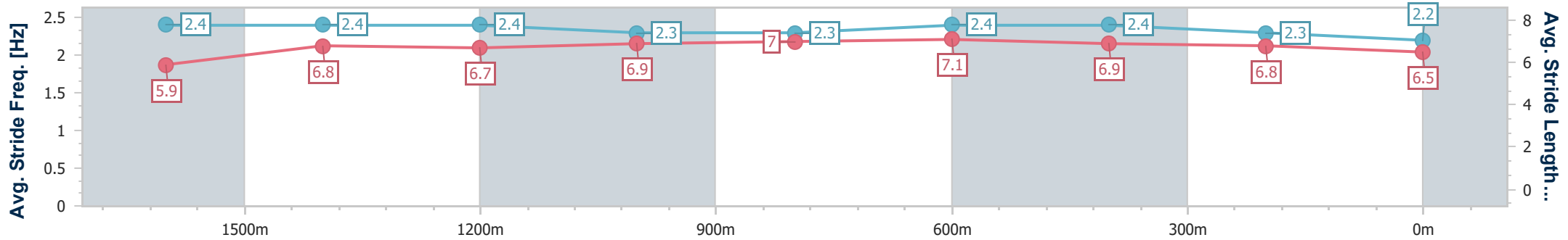
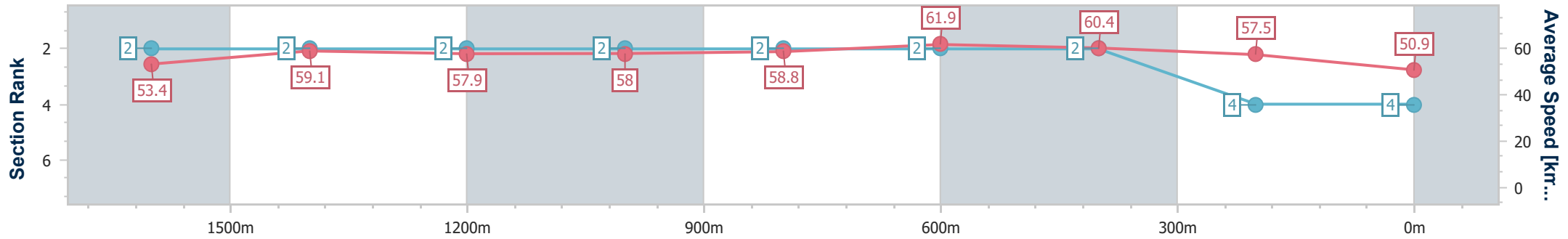
Race 1: SKY RACING Class 3 Handicap - 1800m

21 February 2025 - 13:35

Track Rating: Good 4, Weather: Fine, Rail Position: True



Section	Overall	1600m	1400m	1200m	1000m	800m	600m	400m	200m
Section Times	1:53.57 [4] (0:13.50)	1:40.07 [2] (0:12.31)	1:27.76 [2] (0:12.62)	1:15.14 [2] (0:12.44)	1:02.70 [2] (0:12.29)	0:50.41 [2] (0:11.67)	0:38.74 [2] (0:12.02)	0:26.72 [2] (0:12.61)	0:14.11 [4] (0:14.11)
Average Speed [km/h]	53.4	59.1	57.9	58.0	58.8	61.9	60.4	57.5	50.9
Top Speed [km/h]	65.4	63.1	59.1	60.3	59.6	63.5	62.6	59.0	56.2
Avg. Dist. to Rail [m]	5.4	1.9	2.1	1.7	1.1	1.0	1.9	3.4	3.2
Avg. Stride Freq. [Hz]	2.4	2.4	2.4	2.3	2.3	2.4	2.4	2.3	2.2
Avg. Stride Length [m]	5.9	6.8	6.7	6.9	7.0	7.1	6.9	6.8	6.5



- [] Ranking at each section and finish
- .-.- No data available at this section
- NA No data available