



# Mackay QLD Professional

## Race 6: R&T PUMPS BENCHMARK 60 Handicap - 1100m

21 February 2025 - 16:42



MACKAY TURF CLUB  
Ooralea Racecourse

Track Rating: Good 4, Weather: Fine, Rail Position: True

Section		Overall	1000m	800m	600m	400m	200m	Last 600m					
Field Times		1:04.24 (0:07.60)	0:56.64 (0:10.81)	0:45.83 (0:10.99)	0:34.84 (0:11.52)	0:23.32 (0:11.47)	0:11.85 (0:11.85)	0:34.84					
Rank	TAB Horse/Jockey	Barrier	Top Speed [km/h]	Fastest Section							Margin	Distance Travelled [m]	
1	8 ROTH 'N' BUBBLE Justin Stanley	3	67.2 1000m	0:08.07 Overall	1:04.24 [1] (0:08.07)	0:56.17 [7] (0:11.03)	0:45.14 [7] (0:11.09)	0:34.05 [7] (0:11.12)	0:22.93 [6] (0:11.25)	0:11.68 [3] (0:11.68)	1:04.24	0:34.05	
2	4 DAIMYO Samantha Zoljan	5	68.0 1000m	0:08.01 Overall	1:04.38 [2] (0:08.01)	0:56.37 [4] (0:11.01)	0:45.36 [4] (0:11.06)	0:34.30 [6] (0:11.16)	0:23.14 [5] (0:11.45)	0:11.69 [6] (0:11.69)	0.81L	0:34.30	+2
3	9 SENSATIONABULL Zac Sprie	4	68.0 1000m	0:07.81 Overall	1:04.50 [3] (0:07.81)	0:56.69 [2] (0:10.92)	0:45.77 [2] (0:11.11)	0:34.66 [3] (0:11.30)	0:23.36 [4] (0:11.38)	0:11.98 [2] (0:11.98)	1.5L	0:34.66	+2
4	7 LITTLE MISS BELLE Chris McIver	1	67.9 1000m	0:07.60 Overall	1:04.56 [4] (0:07.60)	0:56.96 [1] (0:10.81)	0:46.15 [1] (0:10.99)	0:35.16 [1] (0:11.52)	0:23.64 [1] (0:11.47)	0:12.17 [1] (0:12.17)	1.88L	0:35.16	-3
5	3 RUBUNKAR Adam Sewell	6	67.6 1000m	0:07.83 Overall	1:04.60 [5] (0:07.83)	0:56.77 [3] (0:10.94)	0:45.83 [3] (0:10.98)	0:34.85 [2] (0:11.35)	0:23.50 [3] (0:11.50)	0:12.00 [4] (0:12.00)	2.08L	0:34.85	+5
6	5 FLYING MAPLE Ryan Wiggins	7	69.2 800m	0:08.04 Overall	1:04.73 [6] (0:08.04)	0:56.69 [6] (0:11.03)	0:45.66 [6] (0:10.94)	0:34.72 [5] (0:11.34)	0:23.38 [7] (0:11.44)	0:11.94 [7] (0:11.94)	2.84L	0:34.72	+7
7	2 NIC ME SOME Nathan Thomas	2	67.8 800m	0:08.02 Overall	1:04.82 [7] (0:08.02)	0:56.80 [5] (0:11.01)	0:45.79 [5] (0:10.83)	0:34.96 [4] (0:11.16)	0:23.80 [2] (0:11.62)	0:12.18 [5] (0:12.18)	3.42L	0:34.96	-5

Scratched: Sundara (#1), Northumbria (#6), Imperium (#10)

[ ] Ranking at each section and finish  
 -:-:- No data available at this section  
 NA No data available

SCN Saddle cloth number  
 DNF Did not finish  
 DNT Did not track



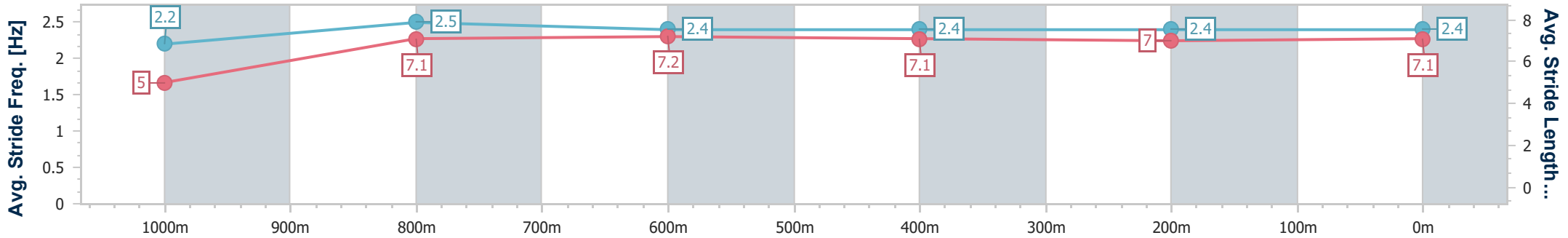
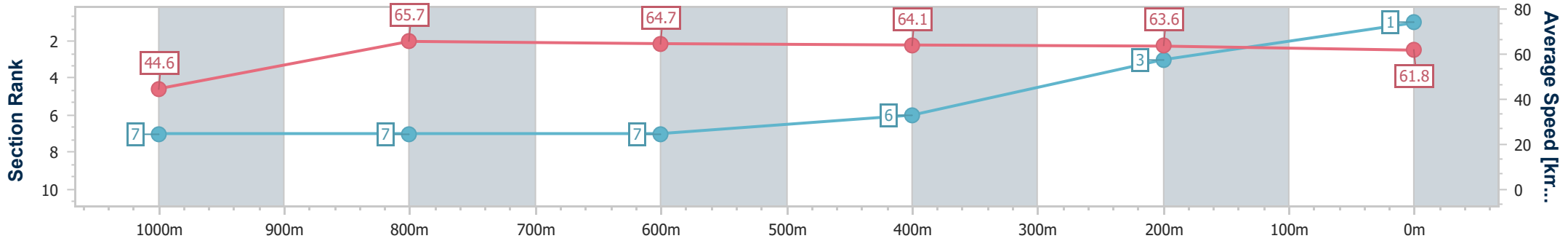
Horse/Jockey Name	Roth 'N' Bubble
Final Rank	1
Fastest Section Time (Section)	0:08.07 (Overall)
Top Speed [km/h] (Section)	67.2 (1000m)
Race State	Finished



Mackay QLD Professional  
 Race 6: R&T PUMPS BENCHMARK 60 Handicap - 1100m  
 21 February 2025 - 16:42  
 Track Rating: Good 4, Weather: Fine, Rail Position: True



Section	Overall	1000m	800m	600m	400m	200m
Section Times	1:04.24 [1] (0:08.07)	0:56.17 [7] (0:11.03)	0:45.14 [7] (0:11.09)	0:34.05 [7] (0:11.12)	0:22.93 [6] (0:11.25)	0:11.68 [3] (0:11.68)
Average Speed [km/h]	44.6	65.7	64.7	64.1	63.6	61.8
Top Speed [km/h]	61.0	67.2	66.6	65.1	64.2	63.6
Avg. Dist. to Rail [m]	4.9	1.8	0.7	1.8	1.4	0.5
Avg. Stride Freq. [Hz]	2.2	2.5	2.4	2.4	2.4	2.4
Avg. Stride Length [m]	5.0	7.1	7.2	7.1	7.0	7.1



- [ ] Ranking at each section and finish
- .-.- No data available at this section
- NA No data available



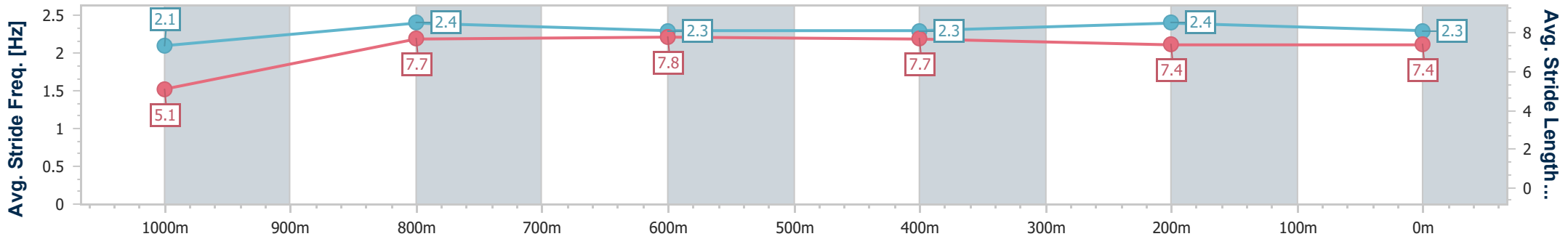
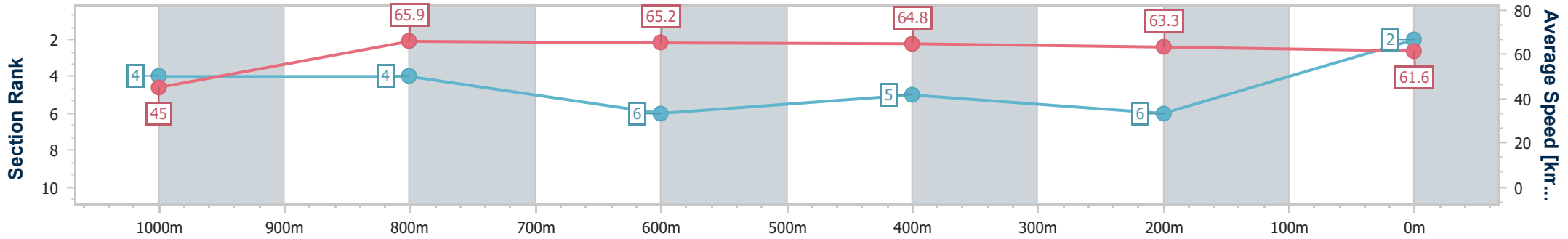
Horse/Jockey Name	Daimyo
Final Rank	2
Fastest Section Time (Section)	0:08.01 (Overall)
Top Speed [km/h] (Section)	68.0 (1000m)
Race State	Finished



Mackay QLD Professional  
 Race 6: R&T PUMPS BENCHMARK 60 Handicap - 1100m  
 21 February 2025 - 16:42  
 Track Rating: Good 4, Weather: Fine, Rail Position: True



Section	Overall	1000m	800m	600m	400m	200m
Section Times	1:04.38 [2] (0:08.01)	0:56.37 [4] (0:11.01)	0:45.36 [4] (0:11.06)	0:34.30 [6] (0:11.16)	0:23.14 [5] (0:11.45)	0:11.69 [6]
Average Speed [km/h]	45.0	65.9	65.2	64.8	63.3	61.6
Top Speed [km/h]	62.3	68.0	66.2	65.5	65.4	65.5
Avg. Dist. to Rail [m]	6.0	2.5	0.9	0.6	4.8	6.3
Avg. Stride Freq. [Hz]	2.1	2.4	2.3	2.3	2.4	2.3
Avg. Stride Length [m]	5.1	7.7	7.8	7.7	7.4	7.4



- [ ] Ranking at each section and finish
- .-.- No data available at this section
- NA No data available



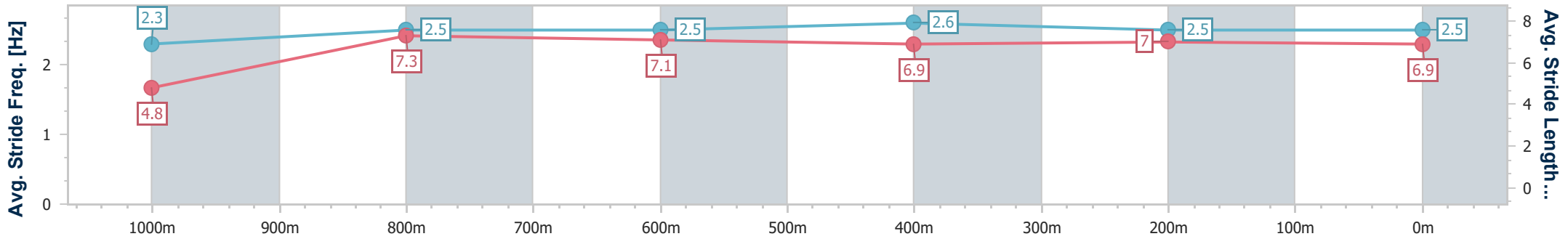
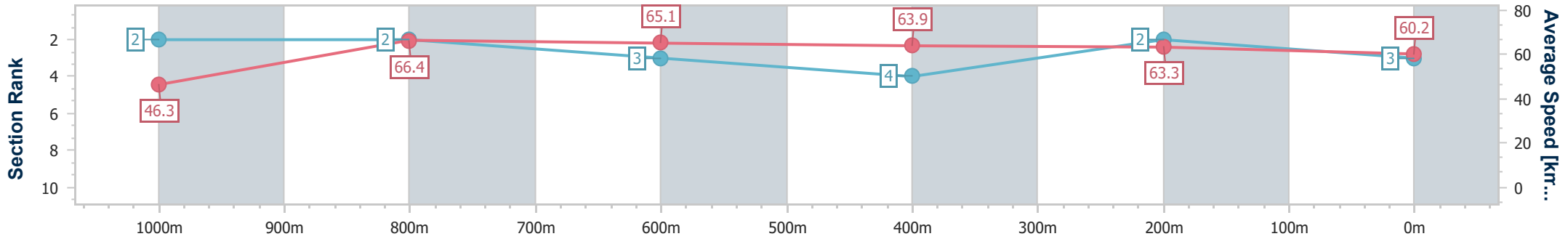
Horse/Jockey Name	Sensationabull
Final Rank	3
Fastest Section Time (Section)	0:07.81 (Overall)
Top Speed [km/h] (Section)	68.0 (1000m)
Race State	Finished



Mackay QLD Professional  
 Race 6: R&T PUMPS BENCHMARK 60 Handicap - 1100m  
 21 February 2025 - 16:42  
 Track Rating: Good 4, Weather: Fine, Rail Position: True



Section	Overall	1000m	800m	600m	400m	200m
Section Times	1:04.50 [3] (0:07.81)	0:56.69 [2] (0:10.92)	0:45.77 [2] (0:11.11)	0:34.66 [3] (0:11.30)	0:23.36 [4] (0:11.38)	0:11.98 [2] (0:11.98)
Average Speed [km/h]	46.3	66.4	65.1	63.9	63.3	60.2
Top Speed [km/h]	63.0	68.0	66.8	65.9	64.2	63.4
Avg. Dist. to Rail [m]	5.3	2.7	1.4	0.6	2.0	2.9
Avg. Stride Freq. [Hz]	2.3	2.5	2.5	2.6	2.5	2.5
Avg. Stride Length [m]	4.8	7.3	7.1	6.9	7.0	6.9



- [ ] Ranking at each section and finish
- .-.- No data available at this section
- NA No data available



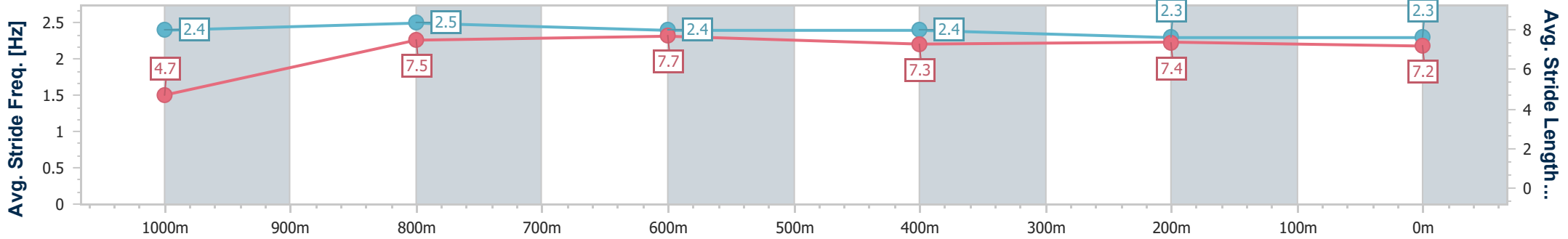
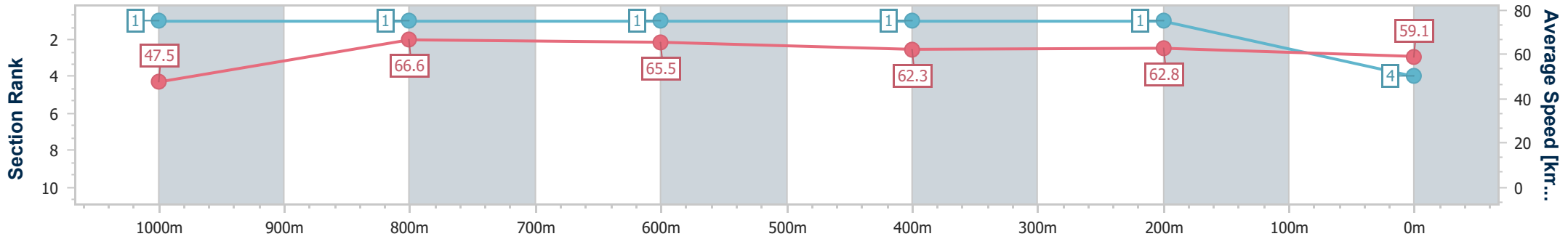
Horse/Jockey Name	Little Miss Belle
Final Rank	4
Fastest Section Time (Section)	0:07.60 (Overall)
Top Speed [km/h] (Section)	67.9 (1000m)
Race State	Finished



Mackay QLD Professional  
 Race 6: R&T PUMPS BENCHMARK 60 Handicap - 1100m  
 21 February 2025 - 16:42  
 Track Rating: Good 4, Weather: Fine, Rail Position: True



Section	Overall	1000m	800m	600m	400m	200m
Section Times	1:04.56 [4] (0:07.60)	0:56.96 [1] (0:10.81)	0:46.15 [1] (0:10.99)	0:35.16 [1] (0:11.52)	0:23.64 [1] (0:11.47)	0:12.17 [1] (0:12.17)
Average Speed [km/h]	47.5	66.6	65.5	62.3	62.8	59.1
Top Speed [km/h]	64.4	67.9	67.7	63.6	63.7	61.8
Avg. Dist. to Rail [m]	2.0	0.8	0.6	0.3	0.5	0.3
Avg. Stride Freq. [Hz]	2.4	2.5	2.4	2.4	2.3	2.3
Avg. Stride Length [m]	4.7	7.5	7.7	7.3	7.4	7.2



- [ ] Ranking at each section and finish
- .-.- No data available at this section
- NA No data available



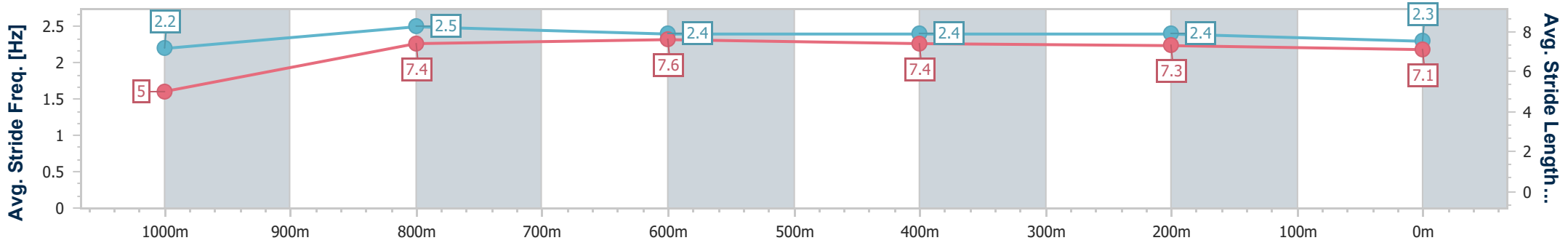
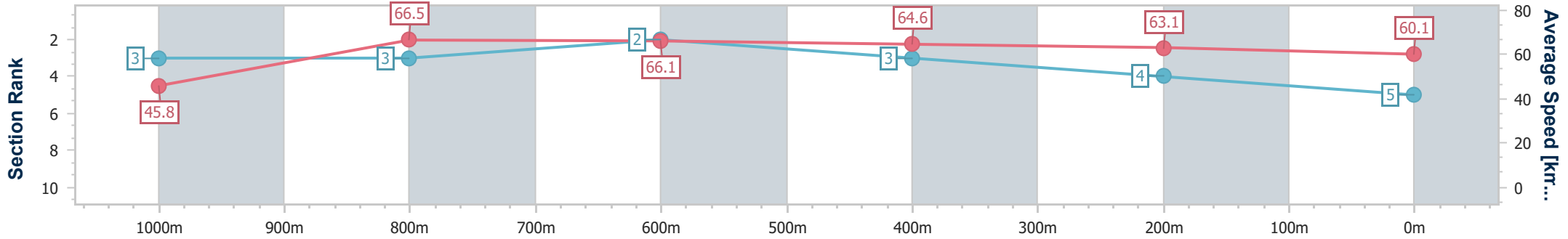
Horse/Jockey Name	Rubunkar
Final Rank	5
Fastest Section Time (Section)	0:07.83 (Overall)
Top Speed [km/h] (Section)	67.6 (1000m)
Race State	Finished



Mackay QLD Professional  
 Race 6: R&T PUMPS BENCHMARK 60 Handicap - 1100m  
 21 February 2025 - 16:42  
 Track Rating: Good 4, Weather: Fine, Rail Position: True



Section	Overall	1000m	800m	600m	400m	200m
Section Times	1:04.60 [5] (0:07.83)	0:56.77 [3] (0:10.94)	0:45.83 [3] (0:10.98)	0:34.85 [2] (0:11.35)	0:23.50 [3] (0:11.50)	0:12.00 [4]
Average Speed [km/h]	45.8	66.5	66.1	64.6	63.1	60.1
Top Speed [km/h]	64.0	67.6	67.3	65.9	64.2	63.7
Avg. Dist. to Rail [m]	6.6	3.4	1.8	2.6	3.8	4.7
Avg. Stride Freq. [Hz]	2.2	2.5	2.4	2.4	2.4	2.3
Avg. Stride Length [m]	5.0	7.4	7.6	7.4	7.3	7.1



- [ ] Ranking at each section and finish
- .-.- No data available at this section
- NA No data available



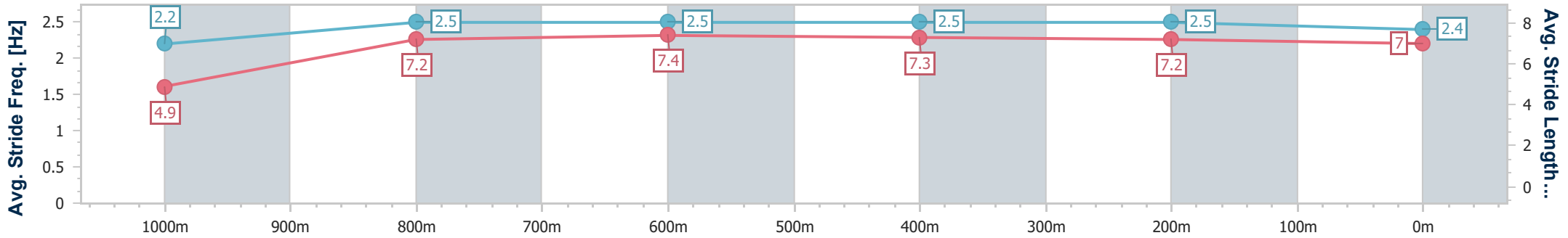
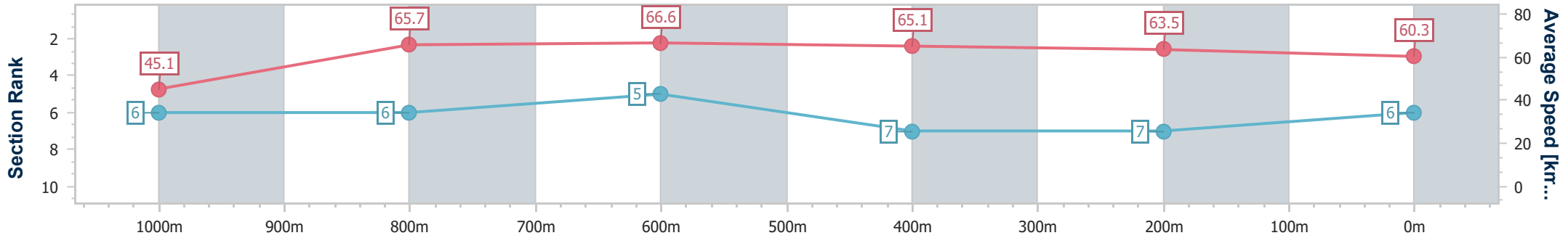
Horse/Jockey Name	Flying Maple
Final Rank	6
Fastest Section Time (Section)	0:08.04 (Overall)
Top Speed [km/h] (Section)	69.2 (800m)
Race State	Finished



Mackay QLD Professional  
 Race 6: R&T PUMPS BENCHMARK 60 Handicap - 1100m  
 21 February 2025 - 16:42  
 Track Rating: Good 4, Weather: Fine, Rail Position: True



Section	Overall	1000m	800m	600m	400m	200m
Section Times	1:04.73 [6] (0:08.04)	0:56.69 [6] (0:11.03)	0:45.66 [6] (0:10.94)	0:34.72 [5] (0:11.34)	0:23.38 [7] (0:11.44)	0:11.94 [7] (0:11.94)
Average Speed [km/h]	45.1	65.7	66.6	65.1	63.5	60.3
Top Speed [km/h]	60.8	69.0	69.2	65.9	64.4	64.0
Avg. Dist. to Rail [m]	8.1	3.6	3.2	3.3	4.9	6.2
Avg. Stride Freq. [Hz]	2.2	2.5	2.5	2.5	2.5	2.4
Avg. Stride Length [m]	4.9	7.2	7.4	7.3	7.2	7.0



- [ ] Ranking at each section and finish
- .-.- No data available at this section
- NA No data available



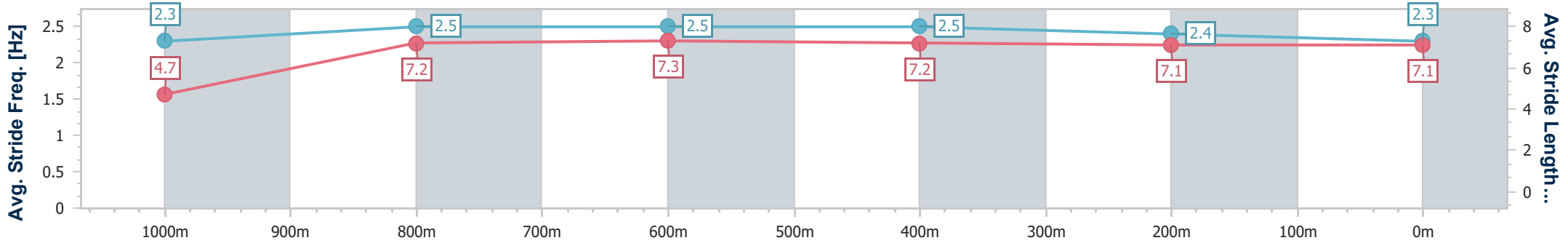
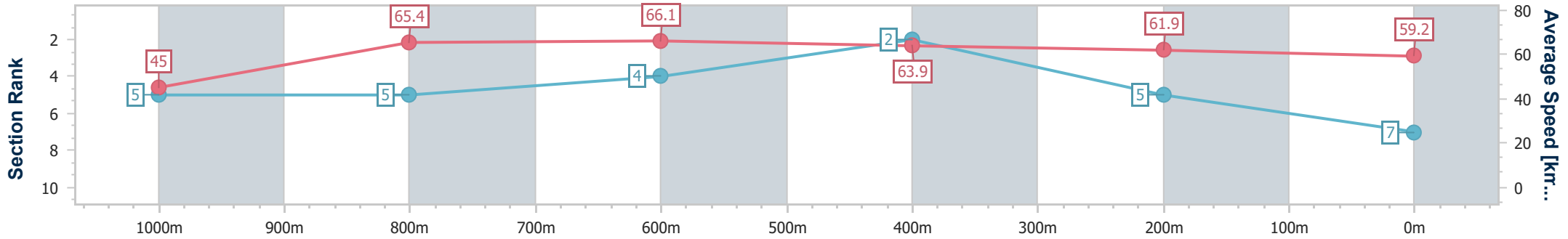
Horse/Jockey Name	Nic Me Some
Final Rank	7
Fastest Section Time (Section)	0:08.02 (Overall)
Top Speed [km/h] (Section)	67.8 (800m)
Race State	Finished



Mackay QLD Professional  
 Race 6: R&T PUMPS BENCHMARK 60 Handicap - 1100m  
 21 February 2025 - 16:42  
 Track Rating: Good 4, Weather: Fine, Rail Position: True



Section	Overall	1000m	800m	600m	400m	200m
Section Times	1:04.82 [7] (0:08.02)	0:56.80 [5] (0:11.01)	0:45.79 [5] (0:10.83)	0:34.96 [4] (0:11.16)	0:23.80 [2] (0:11.62)	0:12.18 [5] (0:12.18)
Average Speed [km/h]	45.0	65.4	66.1	63.9	61.9	59.2
Top Speed [km/h]	61.0	67.3	67.8	65.8	63.6	61.7
Avg. Dist. to Rail [m]	3.6	1.1	0.9	1.4	0.9	1.8
Avg. Stride Freq. [Hz]	2.3	2.5	2.5	2.5	2.4	2.3
Avg. Stride Length [m]	4.7	7.2	7.3	7.2	7.1	7.1



- [ ] Ranking at each section and finish
- .-.- No data available at this section
- NA No data available