



Mackay QLD Professional
Race 7: BOOK FUNCTIONS IN EVENT CENTRE BENCHMARK 65
Handicap - 1300m
21 February 2025 - 17:20



Track Rating: Good 4, Weather: Fine, Rail Position: True

Section		Overall	1200m	1000m	800m	600m	400m	Last 600m				
Field Times		1:16.72 (0:07.71)	1:09.01 (0:11.18)	0:57.83 (0:10.79)	0:47.04 (0:11.36)	0:35.68 (0:11.70)	0:23.98 (0:11.71)	0:35.68				
Rank	TAB Horse/Jockey	Barrier	Top Speed [km/h]	Fastest Section	Distance Travelled [m]							
1	6 FORTRESS AUSTRALIA Ashley Butler	4	67.1 1200m	0:07.74 Overall	1:16.72 [1] (0:07.74)	1:08.98 [2] (0:11.25)	0:57.73 [3] (0:11.12)	0:46.61 [3] (0:11.33)	0:35.28 [4] (0:11.59)	0:23.69 [4] (0:11.42)	0:35.28	
2	7 CAVENTE Justin Stanley	2	66.8 1000m	0:07.92 Overall	1:16.92 [2] (0:07.92)	1:09.00 [4] (0:11.30)	0:57.70 [4] (0:10.94)	0:46.76 [4] (0:11.24)	0:35.52 [3] (0:11.63)	0:23.89 [3] (0:11.60)	0:35.52 -4	
3	4 SRINI Sean Cormack	6	67.3 1000m	0:08.19 Overall	1:16.93 [3] (0:08.19)	1:08.74 [6] (0:11.43)	0:57.31 [7] (0:10.87)	0:46.44 [6] (0:11.23)	0:35.21 [6] (0:11.63)	0:23.58 [6] (0:11.48)	0:35.21 +2	
4	8 AIDENABET Zac Sprie	3	67.5 1000m	0:08.18 Overall	1:17.16 [4] (0:08.18)	1:08.98 [5] (0:11.23)	0:57.75 [5] (0:10.98)	0:46.77 [5] (0:11.25)	0:35.52 [5] (0:11.59)	0:23.93 [5] (0:11.62)	0:35.52 +3	
5	3 UNDER THE LIMIT Paul Hamblin	1	67.6 1000m	0:07.71 Overall	1:17.48 [5] (0:07.71)	1:09.77 [1] (0:11.20)	0:58.57 [2] (0:10.97)	0:47.60 [2] (0:11.38)	0:36.22 [2] (0:11.67)	0:24.55 [2] (0:11.73)	0:36.22 +0	
6	1 BRAD Erin Molloy	8	68.7 1200m	0:07.79 Overall	1:17.88 [6] (0:07.79)	1:10.09 [3] (0:11.10)	0:58.99 [1] (0:10.79)	0:48.20 [1] (0:11.36)	0:36.84 [1] (0:11.70)	0:25.14 [1] (0:11.93)	0:36.84 +1	
7	9 SECRET ENCRYPTION Adam Sewell	7	66.3 1000m	0:08.38 Overall	1:19.79 [7] (0:08.38)	1:11.41 [7] (0:11.21)	1:00.20 [6] (0:11.10)	0:49.10 [7] (0:11.45)	0:37.65 [7] (0:11.66)	0:25.99 [7] (0:12.30)	0:37.65 -4	

Scratched: Sundara (#5), Johnny Dash (#2)

[] Ranking at each section and finish
 -:-:- No data available at this section
 NA No data available

SCN Saddle cloth number
 DNF Did not finish
 DNT Did not track

Track Rating: Good 4, Weather: Fine, Rail Position: True

Section				200m				Last 600m	
Field Times				0:12.27 (0:12.27)				0:35.68	
Rank	TAB	Horse/Jockey	Barrier	Top Speed [km/h]	Fastest Section		Margin		Distance Travelled [m]
1	6	FORTRESS AUSTRALIA Ashley Butler	4	67.1 1200m	0:07.74 Overall	0:12.27 [1] (0:12.27)	1:16.72		0:35.28
2	7	CAVENTE Justin Stanley	2	66.8 1000m	0:07.92 Overall	0:12.29 [2] (0:12.29)	1.16L		0:35.52 -4
3	4	SRINI Sean Cormack	6	67.3 1000m	0:08.19 Overall	0:12.10 [5] (0:12.10)	1.2L		0:35.21 +2
4	8	AIDENABET Zac Sprie	3	67.5 1000m	0:08.18 Overall	0:12.31 [6] (0:12.31)	2.55L		0:35.52 +3
5	3	UNDER THE LIMIT Paul Hamblin	1	67.6 1000m	0:07.71 Overall	0:12.82 [3] (0:12.82)	4.46L		0:36.22 +0
6	1	BRAD Erin Molloy	8	68.7 1200m	0:07.79 Overall	0:13.21 [4] (0:13.21)	6.79L		0:36.84 +1
7	9	SECRET ENCRYPTION Adam Sewell	7	66.3 1000m	0:08.38 Overall	0:13.69 [7] (0:13.69)	18.07L		0:37.65 -4

Scratched: Sundara (#5), Johnny Dash (#2)



Horse/Jockey Name	Fortress Australia
Final Rank	1
Fastest Section Time (Section)	0:07.74 (Overall)
Top Speed [km/h] (Section)	67.1 (1200m)
Race State	Finished

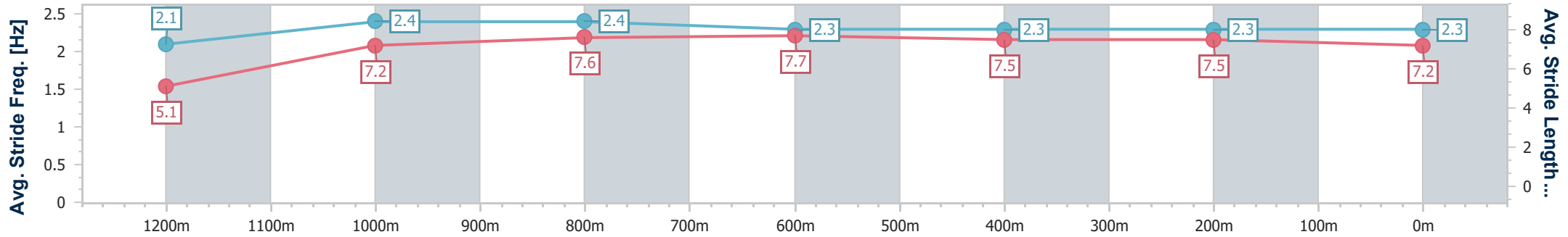
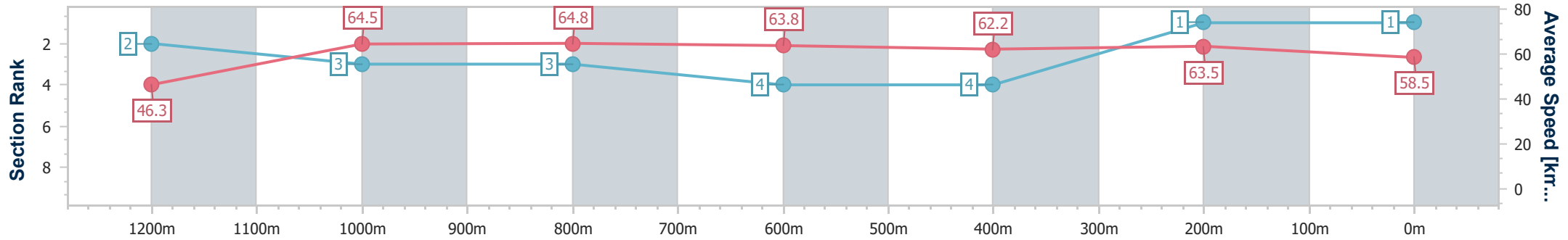


Mackay QLD Professional
 Race 7: BOOK FUNCTIONS IN EVENT CENTRE BENCHMARK
 65 Handicap - 1300m
 21 February 2025 - 17:20



Track Rating: Good 4, Weather: Fine, Rail Position: True

Section	Overall	1200m	1000m	800m	600m	400m	200m
Section Times	1:16.72 [1] (0:07.74)	1:08.98 [2] (0:11.25)	0:57.73 [3] (0:11.12)	0:46.61 [3] (0:11.33)	0:35.28 [4] (0:11.59)	0:23.69 [4] (0:11.42)	0:12.27 [1] (0:12.27)
Average Speed [km/h]	46.3	64.5	64.8	63.8	62.2	63.5	58.5
Top Speed [km/h]	61.4	67.1	66.4	66.3	64.5	64.8	61.8
Avg. Dist. to Rail [m]	6.6	2.0	0.8	1.1	0.9	2.0	2.8
Avg. Stride Freq. [Hz]	2.1	2.4	2.4	2.3	2.3	2.3	2.3
Avg. Stride Length [m]	5.1	7.2	7.6	7.7	7.5	7.5	7.2



- [] Ranking at each section and finish
- .-.- No data available at this section
- NA No data available



Horse/Jockey Name	Cavente
Final Rank	2
Fastest Section Time (Section)	0:07.92 (Overall)
Top Speed [km/h] (Section)	66.8 (1000m)
Race State	Finished

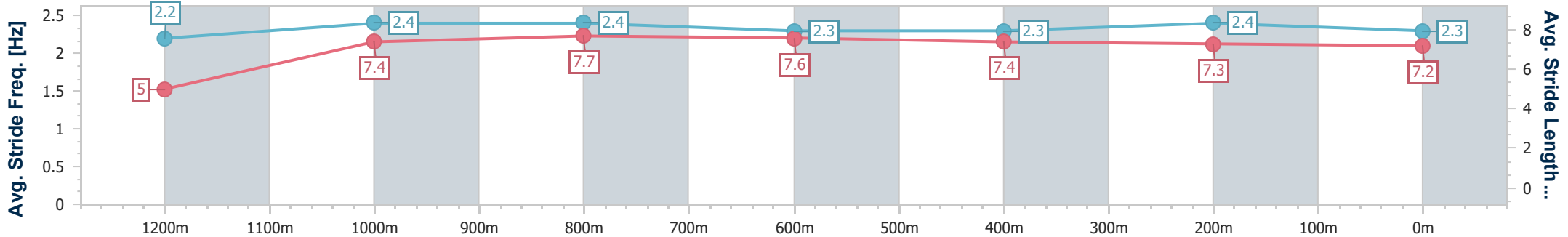
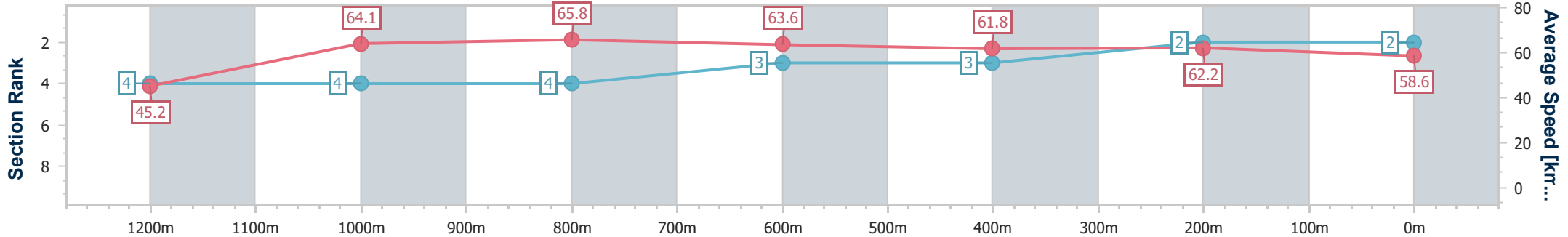


Mackay QLD Professional
 Race 7: BOOK FUNCTIONS IN EVENT CENTRE BENCHMARK
 65 Handicap - 1300m
 21 February 2025 - 17:20



Track Rating: Good 4, Weather: Fine, Rail Position: True

Section	Overall	1200m	1000m	800m	600m	400m	200m
Section Times	1:16.92 [2] (0:07.92)	1:09.00 [4] (0:11.30)	0:57.70 [4] (0:10.94)	0:46.76 [4] (0:11.24)	0:35.52 [3] (0:11.63)	0:23.89 [3] (0:11.60)	0:12.29 [2] (0:12.29)
Average Speed [km/h]	45.2	64.1	65.8	63.6	61.8	62.2	58.6
Top Speed [km/h]	62.4	65.1	66.8	66.2	63.3	63.5	61.2
Avg. Dist. to Rail [m]	5.2	1.6	0.8	1.2	1.1	1.0	1.3
Avg. Stride Freq. [Hz]	2.2	2.4	2.4	2.3	2.3	2.4	2.3
Avg. Stride Length [m]	5.0	7.4	7.7	7.6	7.4	7.3	7.2



- [] Ranking at each section and finish
- .-.- No data available at this section
- NA No data available



Horse/Jockey Name	Srini
Final Rank	3
Fastest Section Time (Section)	0:08.19 (Overall)
Top Speed [km/h] (Section)	67.3 (1000m)
Race State	Finished

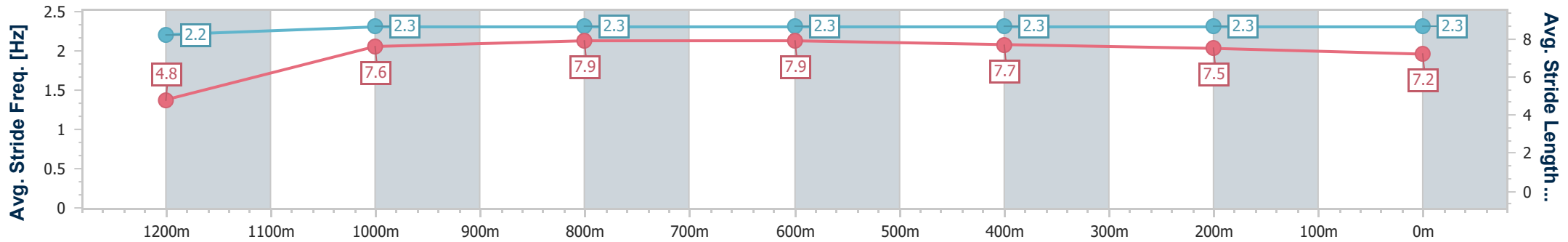
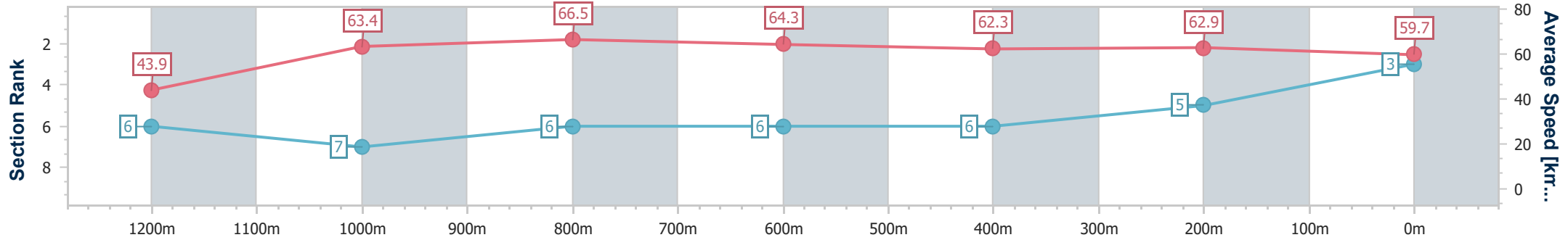


Mackay QLD Professional
 Race 7: BOOK FUNCTIONS IN EVENT CENTRE BENCHMARK
 65 Handicap - 1300m
 21 February 2025 - 17:20



Track Rating: Good 4, Weather: Fine, Rail Position: True

Section	Overall	1200m	1000m	800m	600m	400m	200m
Section Times	1:16.93 [3] (0:08.19)	1:08.74 [6] (0:11.43)	0:57.31 [7] (0:10.87)	0:46.44 [6] (0:11.23)	0:35.21 [6] (0:11.63)	0:23.58 [6] (0:11.48)	0:12.10 [5] (0:12.10)
Average Speed [km/h]	43.9	63.4	66.5	64.3	62.3	62.9	59.7
Top Speed [km/h]	58.3	66.4	67.3	66.3	63.1	63.7	62.0
Avg. Dist. to Rail [m]	8.0	3.0	1.7	1.3	1.1	2.7	4.9
Avg. Stride Freq. [Hz]	2.2	2.3	2.3	2.3	2.3	2.3	2.3
Avg. Stride Length [m]	4.8	7.6	7.9	7.9	7.7	7.5	7.2



- [] Ranking at each section and finish
- .-.- No data available at this section
- NA No data available



Horse/Jockey Name	Aidenabet
Final Rank	4
Fastest Section Time (Section)	0:08.18 (Overall)
Top Speed [km/h] (Section)	67.5 (1000m)
Race State	Finished

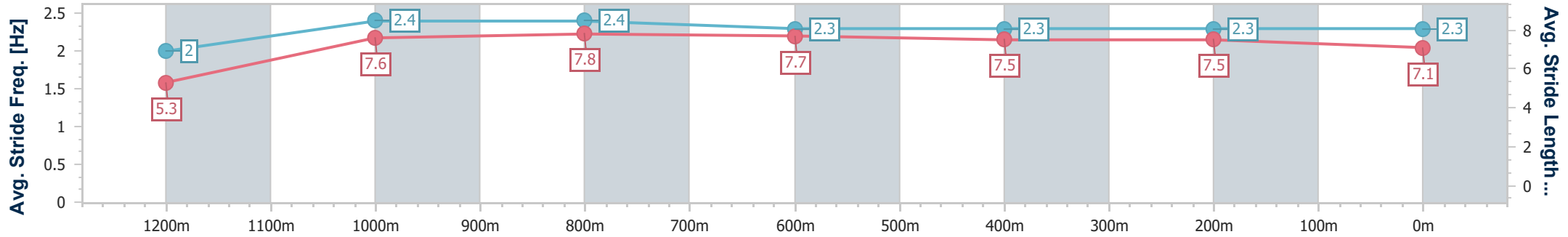
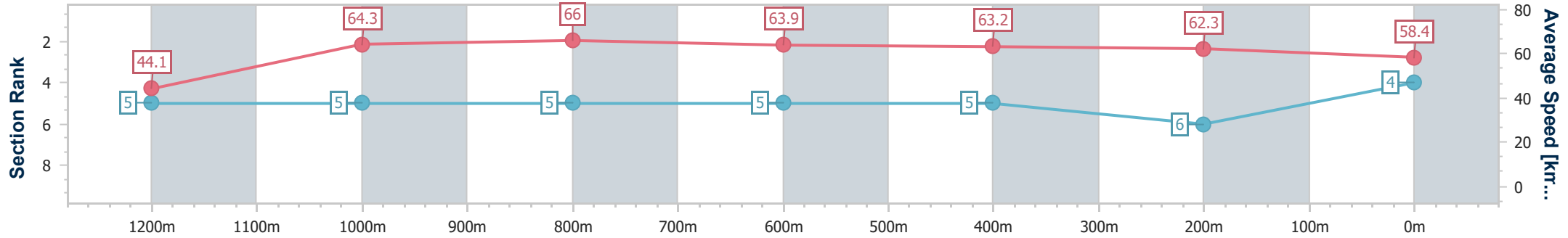


Mackay QLD Professional
 Race 7: BOOK FUNCTIONS IN EVENT CENTRE BENCHMARK
 65 Handicap - 1300m
 21 February 2025 - 17:20



Track Rating: Good 4, Weather: Fine, Rail Position: True

Section	Overall	1200m	1000m	800m	600m	400m	200m
Section Times	1:17.16 [4] (0:08.18)	1:08.98 [5] (0:11.23)	0:57.75 [5] (0:10.98)	0:46.77 [5] (0:11.25)	0:35.52 [5] (0:11.59)	0:23.93 [5] (0:11.62)	0:12.31 [6] (0:12.31)
Average Speed [km/h]	44.1	64.3	66.0	63.9	63.2	62.3	58.4
Top Speed [km/h]	61.3	66.1	67.5	66.1	64.2	63.7	61.6
Avg. Dist. to Rail [m]	6.5	2.8	2.0	0.9	1.8	3.4	6.7
Avg. Stride Freq. [Hz]	2.0	2.4	2.4	2.3	2.3	2.3	2.3
Avg. Stride Length [m]	5.3	7.6	7.8	7.7	7.5	7.5	7.1



- [] Ranking at each section and finish
- .-.- No data available at this section
- NA No data available



Horse/Jockey Name	Under The Limit
Final Rank	5
Fastest Section Time (Section)	0:07.71 (Overall)
Top Speed [km/h] (Section)	67.6 (1000m)
Race State	Finished

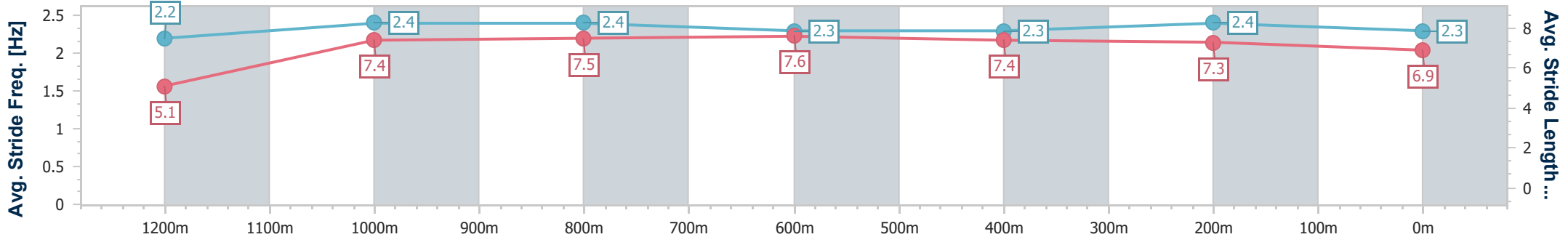
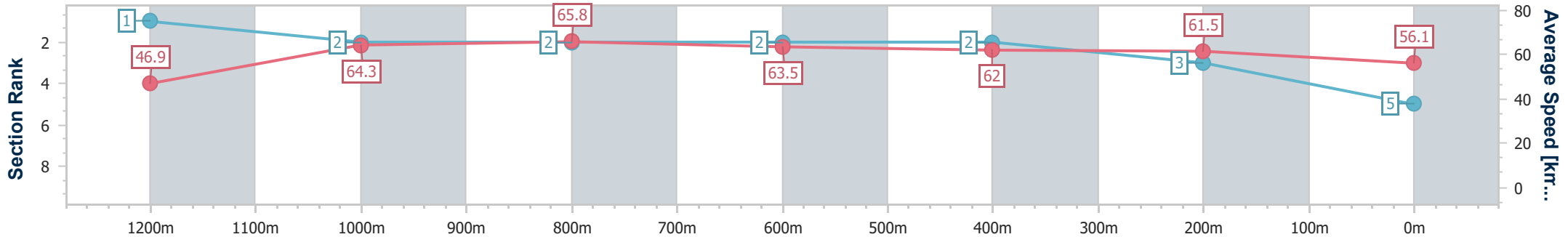


Mackay QLD Professional
 Race 7: BOOK FUNCTIONS IN EVENT CENTRE BENCHMARK
 65 Handicap - 1300m
 21 February 2025 - 17:20



Track Rating: Good 4, Weather: Fine, Rail Position: True

Section	Overall	1200m	1000m	800m	600m	400m	200m
Section Times	1:17.48 [5] (0:07.71)	1:09.77 [1] (0:11.20)	0:58.57 [2] (0:10.97)	0:47.60 [2] (0:11.38)	0:36.22 [2] (0:11.67)	0:24.55 [2] (0:11.73)	0:12.82 [3] (0:12.82)
Average Speed [km/h]	46.9	64.3	65.8	63.5	62.0	61.5	56.1
Top Speed [km/h]	62.1	67.2	67.6	66.0	63.2	63.1	60.1
Avg. Dist. to Rail [m]	5.2	1.9	1.2	1.5	0.7	2.2	3.2
Avg. Stride Freq. [Hz]	2.2	2.4	2.4	2.3	2.3	2.4	2.3
Avg. Stride Length [m]	5.1	7.4	7.5	7.6	7.4	7.3	6.9



- [] Ranking at each section and finish
- .-.- No data available at this section
- NA No data available



Horse/Jockey Name	Brad
Final Rank	6
Fastest Section Time (Section)	0:07.79 (Overall)
Top Speed [km/h] (Section)	68.7 (1200m)
Race State	Finished

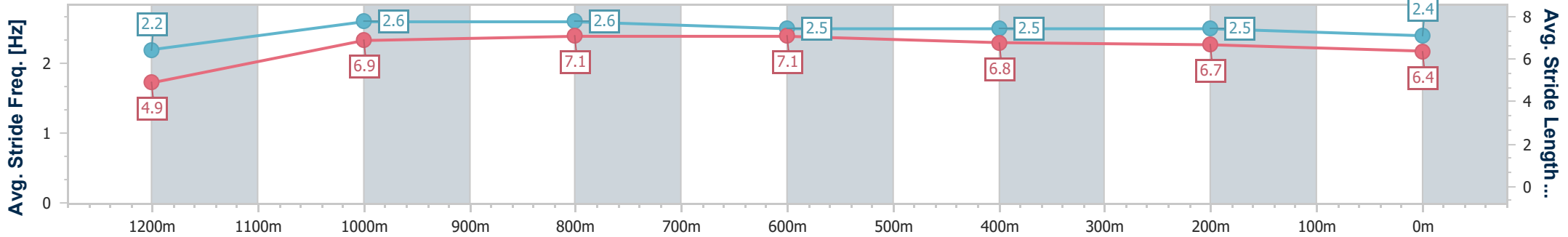
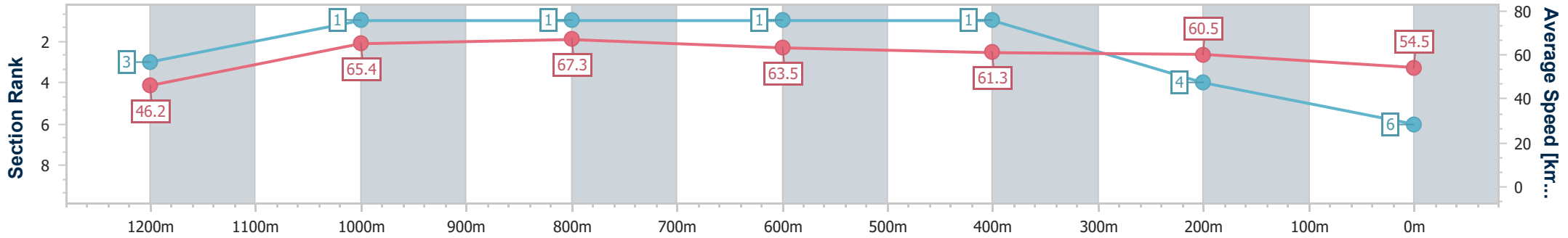


Mackay QLD Professional
 Race 7: BOOK FUNCTIONS IN EVENT CENTRE BENCHMARK
 65 Handicap - 1300m
 21 February 2025 - 17:20



Track Rating: Good 4, Weather: Fine, Rail Position: True

Section	Overall	1200m	1000m	800m	600m	400m	200m
Section Times	1:17.88 [6] (0:07.79)	1:10.09 [3] (0:11.10)	0:58.99 [1] (0:10.79)	0:48.20 [1] (0:11.36)	0:36.84 [1] (0:11.70)	0:25.14 [1] (0:11.93)	0:13.21 [4] (0:13.21)
Average Speed [km/h]	46.2	65.4	67.3	63.5	61.3	60.5	54.5
Top Speed [km/h]	61.0	68.7	68.5	65.1	62.7	61.3	58.8
Avg. Dist. to Rail [m]	8.9	4.0	3.1	0.8	0.5	1.4	1.9
Avg. Stride Freq. [Hz]	2.2	2.6	2.6	2.5	2.5	2.5	2.4
Avg. Stride Length [m]	4.9	6.9	7.1	7.1	6.8	6.7	6.4



- [] Ranking at each section and finish
- .-.- No data available at this section
- NA No data available



Horse/Jockey Name	Secret Encryption
Final Rank	7
Fastest Section Time (Section)	0:08.38 (Overall)
Top Speed [km/h] (Section)	66.3 (1000m)
Race State	Finished

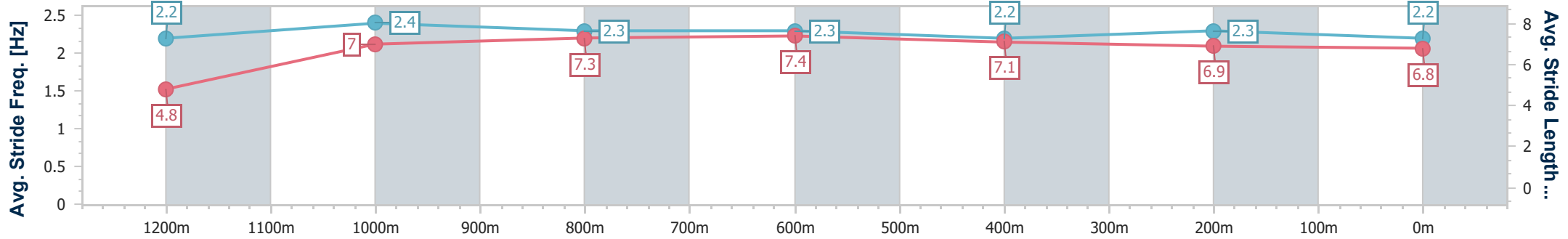
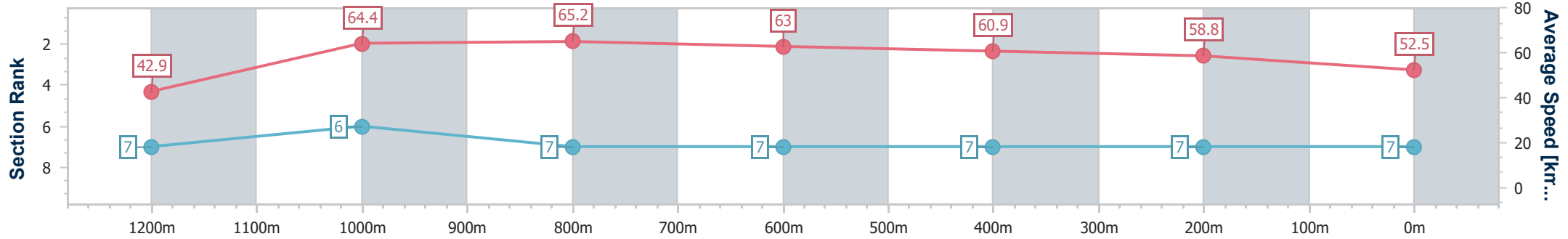


Mackay QLD Professional
 Race 7: BOOK FUNCTIONS IN EVENT CENTRE BENCHMARK
 65 Handicap - 1300m
 21 February 2025 - 17:20



Track Rating: Good 4, Weather: Fine, Rail Position: True

Section	Overall	1200m	1000m	800m	600m	400m	200m
Section Times	1:19.79 [7] (0:08.38)	1:11.41 [7] (0:11.21)	1:00.20 [6] (0:11.10)	0:49.10 [7] (0:11.45)	0:37.65 [7] (0:11.66)	0:25.99 [7] (0:12.30)	0:13.69 [7] (0:13.69)
Average Speed [km/h]	42.9	64.4	65.2	63.0	60.9	58.8	52.5
Top Speed [km/h]	61.7	65.6	66.3	64.3	61.7	60.8	55.9
Avg. Dist. to Rail [m]	8.1	2.0	1.7	0.9	1.7	3.1	6.6
Avg. Stride Freq. [Hz]	2.2	2.4	2.3	2.3	2.2	2.3	2.2
Avg. Stride Length [m]	4.8	7.0	7.3	7.4	7.1	6.9	6.8



- [] Ranking at each section and finish
- .-.- No data available at this section
- NA No data available