



Mackay QLD Professional
Race 8: RACING AGAIN MONDAY 10TH MARCH BENCHMARK 55
Handicap - 1560m
21 February 2025 - 17:50



Track Rating: Good 4, Weather: Fine, Rail Position: True

Section		Overall	1400m	1200m	1000m	800m	600m	400m	Last 600m				
Field Times		1:35.24 (0:11.31)	1:23.93 (0:11.81)	1:12.12 (0:11.69)	1:00.43 (0:11.88)	0:48.55 (0:12.03)	0:36.52 (0:11.95)	0:24.57 (0:12.11)	0:36.52				
Rank	TAB Horse/Jockey	Barrier	Top Speed [km/h]	Fastest Section	Distance Travelled [m]								
1	2 DIASONIC Adam Sewell	2	63.1 1400m	0:11.68 Overall	1:35.24 [1] (0:11.68)	1:23.56 [4] (0:11.76)	1:11.80 [2] (0:11.82)	0:59.98 [3] (0:11.83)	0:48.15 [4] (0:11.90)	0:36.25 [4] (0:11.92)	0:24.33 [3] (0:11.87)	0:36.25	
2	8 NINE CARATS Sean Cormack	5	63.1 1400m	0:11.75 1400m	1:35.51 [2] (0:11.90)	1:23.61 [7] (0:11.75)	1:11.86 [6] (0:11.84)	1:00.02 [6] (0:11.82)	0:48.20 [6] (0:11.88)	0:36.32 [7] (0:12.01)	0:24.31 [7] (0:11.81)	0:36.32	+1
3	3 ORCA Nathan Thomas	4	64.4 1400m	0:11.66 Overall	1:35.68 [3] (0:11.66)	1:24.02 [3] (0:11.79)	1:12.23 [3] (0:11.74)	1:00.49 [2] (0:11.79)	0:48.70 [2] (0:11.74)	0:36.96 [1] (0:11.95)	0:25.01 [1] (0:12.15)	0:36.96	+5
4	1 ALL POWERED UP Paul Hamblin	7	62.8 1400m	0:11.75 Overall	1:36.13 [4] (0:11.75)	1:24.38 [6] (0:11.92)	1:12.46 [7] (0:11.91)	1:00.55 [7] (0:11.78)	0:48.77 [7] (0:11.81)	0:36.96 [6] (0:11.99)	0:24.97 [6] (0:12.19)	0:36.96	+6
5	6 EYES ARE LION Zac Sprie	1	62.9 1400m	0:11.64 Overall	1:36.18 [5] (0:11.64)	1:24.54 [2] (0:11.82)	1:12.72 [4] (0:11.85)	1:00.87 [4] (0:11.75)	0:49.12 [3] (0:11.90)	0:37.22 [3] (0:12.08)	0:25.14 [4] (0:12.16)	0:37.22	-4
6	7 DIVINE HUNTER Erin Molloy	8	64.6 1400m	0:11.71 Overall	1:36.36 [6] (0:11.71)	1:24.65 [5] (0:11.77)	1:12.88 [5] (0:11.91)	1:00.97 [5] (0:11.83)	0:49.14 [5] (0:11.82)	0:37.32 [5] (0:12.05)	0:25.27 [5] (0:12.24)	0:37.32	+7
7	5 LORD DANILO Justin Stanley	3	63.8 Overall	0:11.31 Overall	1:37.49 [7] (0:11.31)	1:26.18 [1] (0:11.81)	1:14.37 [1] (0:11.69)	1:02.68 [1] (0:11.88)	0:50.80 [1] (0:12.05)	0:38.75 [2] (0:12.02)	0:26.73 [2] (0:12.38)	0:38.75	-5

Scratched: Mr Grey (#4)

[] Ranking at each section and finish
 -:-:- No data available at this section
 NA No data available

SCN Saddle cloth number
 DNF Did not finish
 DNT Did not track



Mackay QLD Professional
Race 8: RACING AGAIN MONDAY 10TH MARCH BENCHMARK 55
Handicap - 1560m
21 February 2025 - 17:50



MACKAY TURF CLUB

Ooralea Racecourse

Track Rating: Good 4, Weather: Fine, Rail Position: True

Section				200m				Last 600m	
Field Times				0:12.46				0:36.52	
				(0:12.46)					
Rank	TAB	Horse/Jockey	Barrier	Top Speed [km/h]	Fastest Section	Margin			Distance Travelled [m]
1	2	DIASONIC	2	63.1	0:11.68	0:12.46 [1]	1:35.24		0:36.25
		Adam Sewell		1400m	Overall	(0:12.46)			
2	8	NINE CARATS	5	63.1	0:11.75	0:12.50 [3]	1.54L		0:36.32 +1
		Sean Cormack		1400m	1400m	(0:12.50)			
3	3	ORCA	4	64.4	0:11.66	0:12.86 [2]	2.58L		0:36.96 +5
		Nathan Thomas		1400m	Overall	(0:12.86)			
4	1	ALL POWERED UP	7	62.8	0:11.75	0:12.78 [7]	5.2L		0:36.96 +6
		Paul Hamblin		1400m	Overall	(0:12.78)			
5	6	EYES ARE LION	1	62.9	0:11.64	0:12.98 [5]	5.49L		0:37.22 -4
		Zac Sprie		1400m	Overall	(0:12.98)			
6	7	DIVINE HUNTER	8	64.6	0:11.71	0:13.03 [6]	6.56L		0:37.32 +7
		Erin Molloy		1400m	Overall	(0:13.03)			
7	5	LORD DANILO	3	63.8	0:11.31	0:14.35 [4]	13.21L		0:38.75 -5
		Justin Stanley		Overall	Overall	(0:14.35)			

Scratched: Mr Grey (#4)

[] Ranking at each section and finish
 -:-:- No data available at this section
 NA No data available

SCN Saddle cloth number
 DNF Did not finish
 DNT Did not track



Horse/Jockey Name	Diasonic
Final Rank	1
Fastest Section Time (Section)	0:11.68 (Overall)
Top Speed [km/h] (Section)	63.1 (1400m)
Race State	Finished

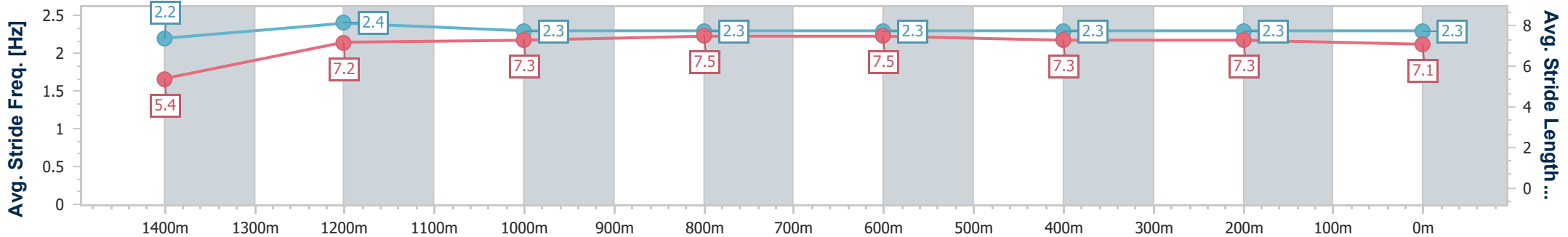
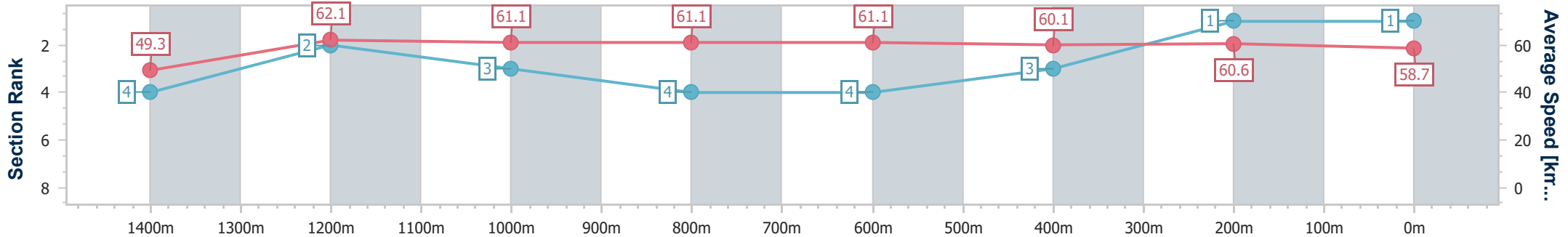


Mackay QLD Professional
 Race 8: RACING AGAIN MONDAY 10TH MARCH BENCHMARK
 55 Handicap - 1560m
 21 February 2025 - 17:50



Track Rating: Good 4, Weather: Fine, Rail Position: True

Section	Overall	1400m	1200m	1000m	800m	600m	400m	200m
Section Times	1:35.24 [1] (0:11.68)	1:23.56 [4] (0:11.76)	1:11.80 [2] (0:11.82)	0:59.98 [3] (0:11.83)	0:48.15 [4] (0:11.90)	0:36.25 [4] (0:11.92)	0:24.33 [3] (0:11.87)	0:12.46 [1] (0:12.46)
Average Speed [km/h]	49.3	62.1	61.1	61.1	61.1	60.1	60.6	58.7
Top Speed [km/h]	59.8	63.1	62.8	61.9	61.6	61.0	61.2	60.9
Avg. Dist. to Rail [m]	2.8	2.7	2.5	2.4	1.7	0.4	2.2	3.9
Avg. Stride Freq. [Hz]	2.2	2.4	2.3	2.3	2.3	2.3	2.3	2.3
Avg. Stride Length [m]	5.4	7.2	7.3	7.5	7.5	7.3	7.3	7.1



- [] Ranking at each section and finish
- .-.- No data available at this section
- NA No data available



Horse/Jockey Name	Nine Carats
Final Rank	2
Fastest Section Time (Section)	0:11.75 (1400m)
Top Speed [km/h] (Section)	63.1 (1400m)
Race State	Finished

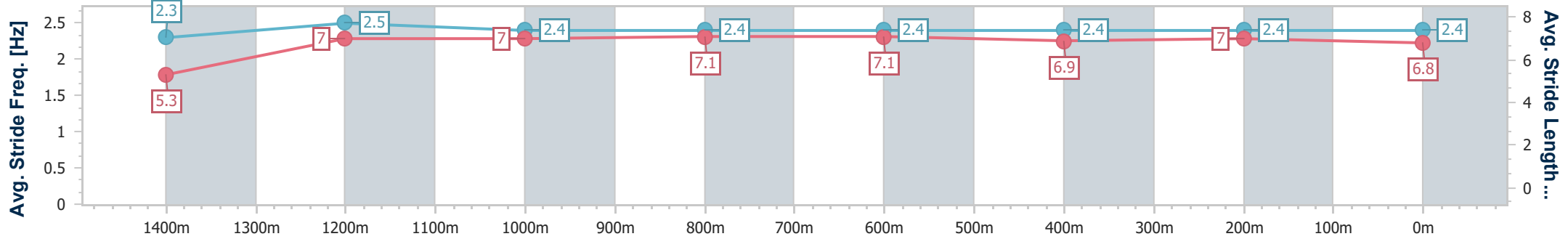
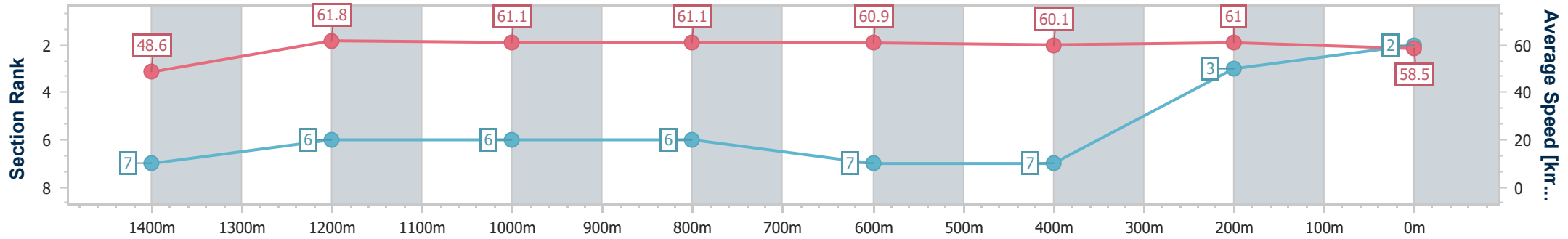


Mackay QLD Professional
 Race 8: RACING AGAIN MONDAY 10TH MARCH BENCHMARK
 55 Handicap - 1560m
 21 February 2025 - 17:50



Track Rating: Good 4, Weather: Fine, Rail Position: True

Section	Overall	1400m	1200m	1000m	800m	600m	400m	200m
Section Times	1:35.51 [2] (0:11.90)	1:23.61 [7] (0:11.75)	1:11.86 [6] (0:11.84)	1:00.02 [6] (0:11.82)	0:48.20 [6] (0:11.88)	0:36.32 [7] (0:12.01)	0:24.31 [7] (0:11.81)	0:12.50 [3] (0:12.50)
Average Speed [km/h]	48.6	61.8	61.1	61.1	60.9	60.1	61.0	58.5
Top Speed [km/h]	60.2	63.1	62.4	62.5	61.9	61.4	62.0	61.3
Avg. Dist. to Rail [m]	4.0	2.0	1.8	1.8	1.0	0.6	1.9	5.2
Avg. Stride Freq. [Hz]	2.3	2.5	2.4	2.4	2.4	2.4	2.4	2.4
Avg. Stride Length [m]	5.3	7.0	7.0	7.1	7.1	6.9	7.0	6.8



- [] Ranking at each section and finish
- .-.- No data available at this section
- NA No data available



Horse/Jockey Name	Orca
Final Rank	3
Fastest Section Time (Section)	0:11.66 (Overall)
Top Speed [km/h] (Section)	64.4 (1400m)
Race State	Finished

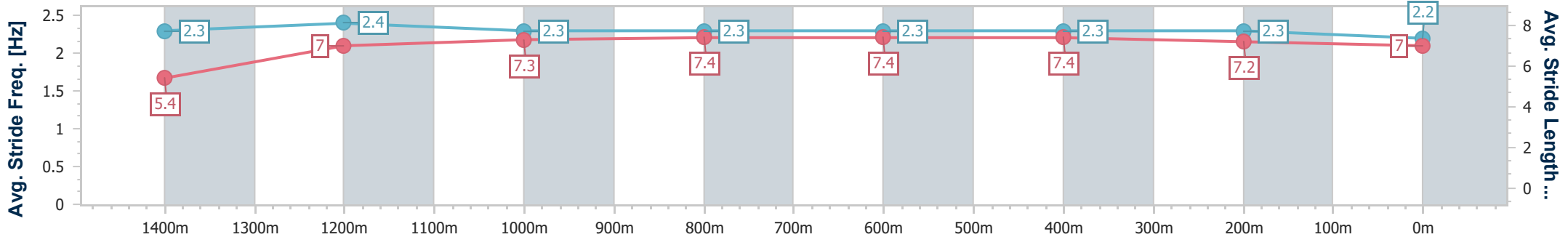
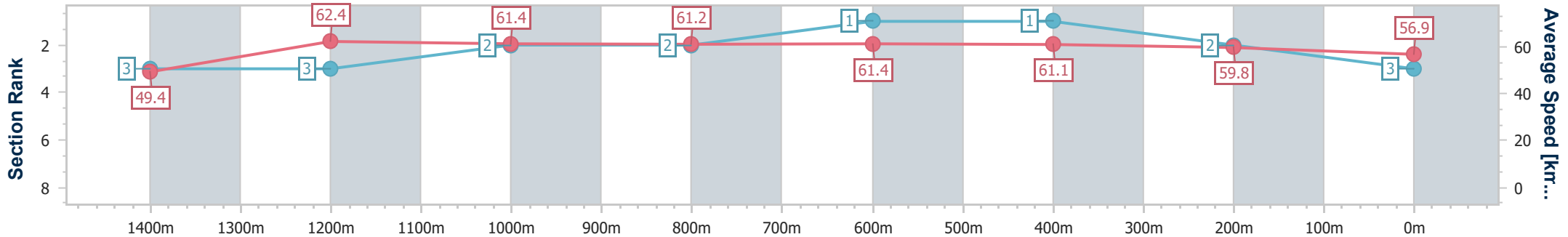


Mackay QLD Professional
 Race 8: RACING AGAIN MONDAY 10TH MARCH BENCHMARK
 55 Handicap - 1560m
 21 February 2025 - 17:50



Track Rating: Good 4, Weather: Fine, Rail Position: True

Section	Overall	1400m	1200m	1000m	800m	600m	400m	200m
Section Times	1:35.68 [3] (0:11.66)	1:24.02 [3] (0:11.79)	1:12.23 [3] (0:11.74)	1:00.49 [2] (0:11.79)	0:48.70 [2] (0:11.74)	0:36.96 [1] (0:11.95)	0:25.01 [1] (0:12.15)	0:12.86 [2] (0:12.86)
Average Speed [km/h]	49.4	62.4	61.4	61.2	61.4	61.1	59.8	56.9
Top Speed [km/h]	61.9	64.4	62.6	62.1	63.0	62.8	61.8	59.1
Avg. Dist. to Rail [m]	4.7	4.0	1.5	0.2	0.7	1.8	3.6	1.8
Avg. Stride Freq. [Hz]	2.3	2.4	2.3	2.3	2.3	2.3	2.3	2.2
Avg. Stride Length [m]	5.4	7.0	7.3	7.4	7.4	7.4	7.2	7.0



- [] Ranking at each section and finish
- .-.- No data available at this section
- NA No data available



Horse/Jockey Name	All Powered Up
Final Rank	4
Fastest Section Time (Section)	0:11.75 (Overall)
Top Speed [km/h] (Section)	62.8 (1400m)
Race State	Finished

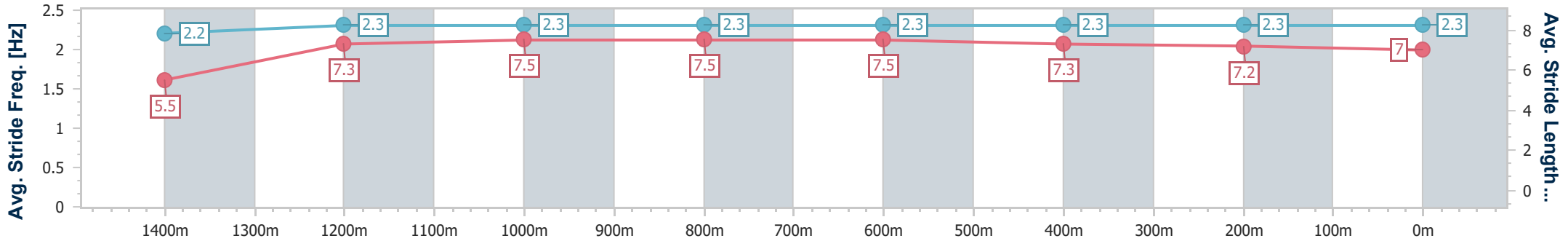
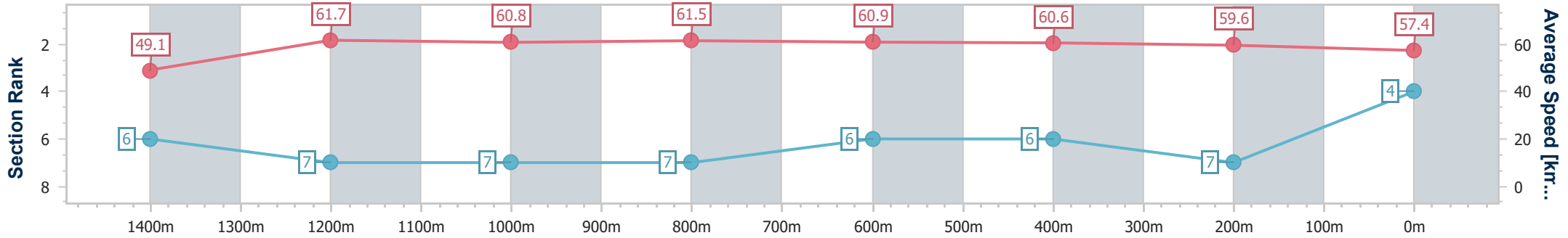


Mackay QLD Professional
 Race 8: RACING AGAIN MONDAY 10TH MARCH BENCHMARK
 55 Handicap - 1560m
 21 February 2025 - 17:50



Track Rating: Good 4, Weather: Fine, Rail Position: True

Section	Overall	1400m	1200m	1000m	800m	600m	400m	200m
Section Times	1:36.13 [4] (0:11.75)	1:24.38 [6] (0:11.92)	1:12.46 [7] (0:11.91)	1:00.55 [7] (0:11.78)	0:48.77 [7] (0:11.81)	0:36.96 [6] (0:11.99)	0:24.97 [6] (0:12.19)	0:12.78 [7] (0:12.78)
Average Speed [km/h]	49.1	61.7	60.8	61.5	60.9	60.6	59.6	57.4
Top Speed [km/h]	60.0	62.8	62.7	62.2	61.7	61.5	60.2	59.3
Avg. Dist. to Rail [m]	5.4	4.2	3.6	1.9	0.7	1.2	5.2	6.1
Avg. Stride Freq. [Hz]	2.2	2.3	2.3	2.3	2.3	2.3	2.3	2.3
Avg. Stride Length [m]	5.5	7.3	7.5	7.5	7.5	7.3	7.2	7.0



- [] Ranking at each section and finish
- .-.- No data available at this section
- NA No data available



Horse/Jockey Name	Eyes Are Lion
Final Rank	5
Fastest Section Time (Section)	0:11.64 (Overall)
Top Speed [km/h] (Section)	62.9 (1400m)
Race State	Finished

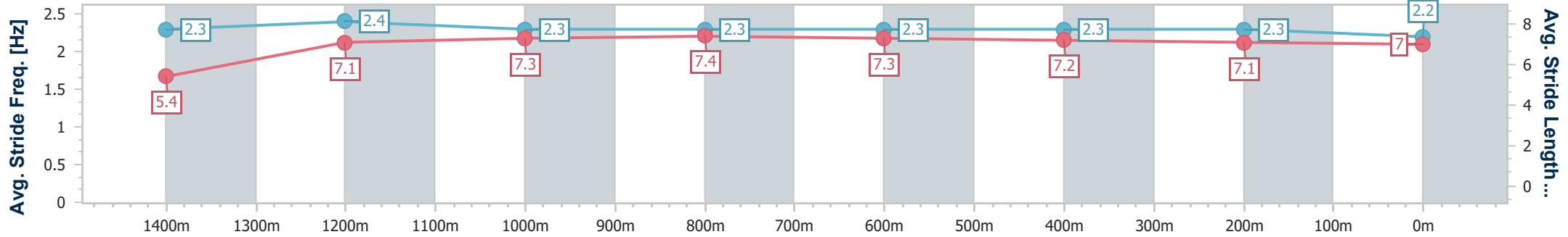
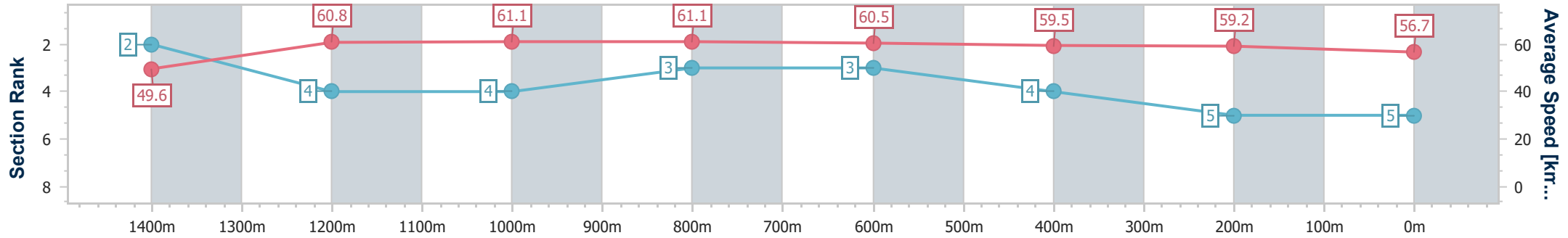


Mackay QLD Professional
 Race 8: RACING AGAIN MONDAY 10TH MARCH BENCHMARK
 55 Handicap - 1560m
 21 February 2025 - 17:50



Track Rating: Good 4, Weather: Fine, Rail Position: True

Section	Overall	1400m	1200m	1000m	800m	600m	400m	200m
Section Times	1:36.18 [5] (0:11.64)	1:24.54 [2] (0:11.82)	1:12.72 [4] (0:11.85)	1:00.87 [4] (0:11.75)	0:49.12 [3] (0:11.90)	0:37.22 [3] (0:12.08)	0:25.14 [4] (0:12.16)	0:12.98 [5] (0:12.98)
Average Speed [km/h]	49.6	60.8	61.1	61.1	60.5	59.5	59.2	56.7
Top Speed [km/h]	60.9	62.9	62.5	62.0	62.1	60.9	60.0	58.2
Avg. Dist. to Rail [m]	0.7	0.7	0.2	0.1	0.5	0.4	1.6	3.1
Avg. Stride Freq. [Hz]	2.3	2.4	2.3	2.3	2.3	2.3	2.3	2.2
Avg. Stride Length [m]	5.4	7.1	7.3	7.4	7.3	7.2	7.1	7.0



- [] Ranking at each section and finish
- .-.- No data available at this section
- NA No data available



Horse/Jockey Name	Divine Hunter
Final Rank	6
Fastest Section Time (Section)	0:11.71 (Overall)
Top Speed [km/h] (Section)	64.6 (1400m)
Race State	Finished

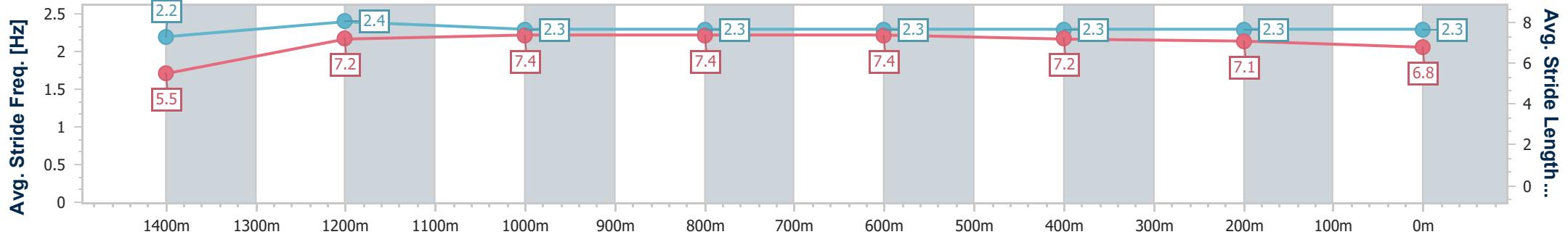
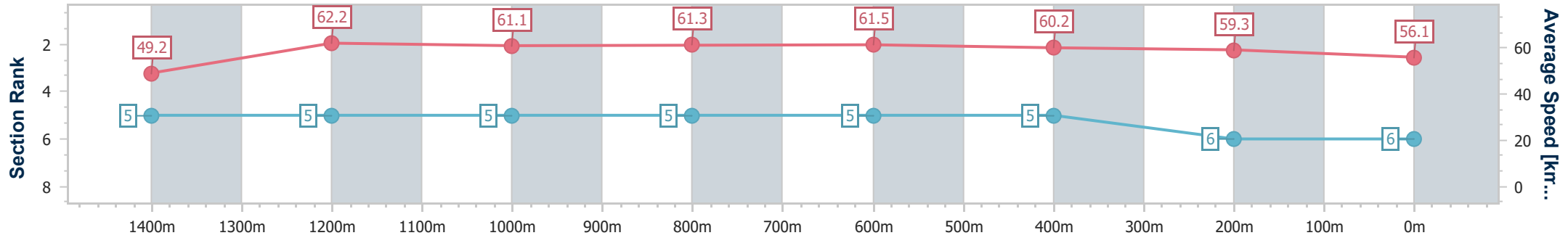


Mackay QLD Professional
 Race 8: RACING AGAIN MONDAY 10TH MARCH BENCHMARK
 55 Handicap - 1560m
 21 February 2025 - 17:50



Track Rating: Good 4, Weather: Fine, Rail Position: True

Section	Overall	1400m	1200m	1000m	800m	600m	400m	200m
Section Times	1:36.36 [6] (0:11.71)	1:24.65 [5] (0:11.77)	1:12.88 [5] (0:11.91)	1:00.97 [5] (0:11.83)	0:49.14 [5] (0:11.82)	0:37.32 [5] (0:12.05)	0:25.27 [5] (0:12.24)	0:13.03 [6] (0:13.03)
Average Speed [km/h]	49.2	62.2	61.1	61.3	61.5	60.2	59.3	56.1
Top Speed [km/h]	60.7	64.6	62.2	62.2	62.4	62.4	60.2	60.2
Avg. Dist. to Rail [m]	6.4	4.0	3.4	3.8	2.4	1.3	3.6	4.6
Avg. Stride Freq. [Hz]	2.2	2.4	2.3	2.3	2.3	2.3	2.3	2.3
Avg. Stride Length [m]	5.5	7.2	7.4	7.4	7.4	7.2	7.1	6.8



- [] Ranking at each section and finish
- .-.- No data available at this section
- NA No data available



Horse/Jockey Name	Lord Danilo
Final Rank	7
Fastest Section Time (Section)	0:11.31 (Overall)
Top Speed [km/h] (Section)	63.8 (Overall)
Race State	Finished

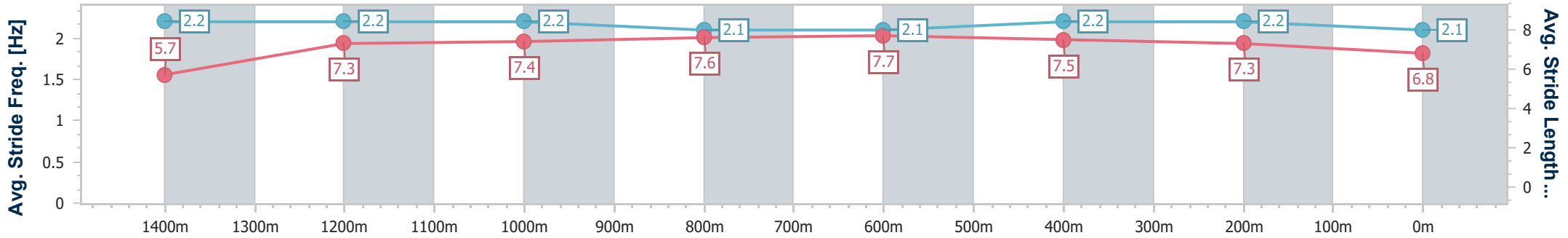
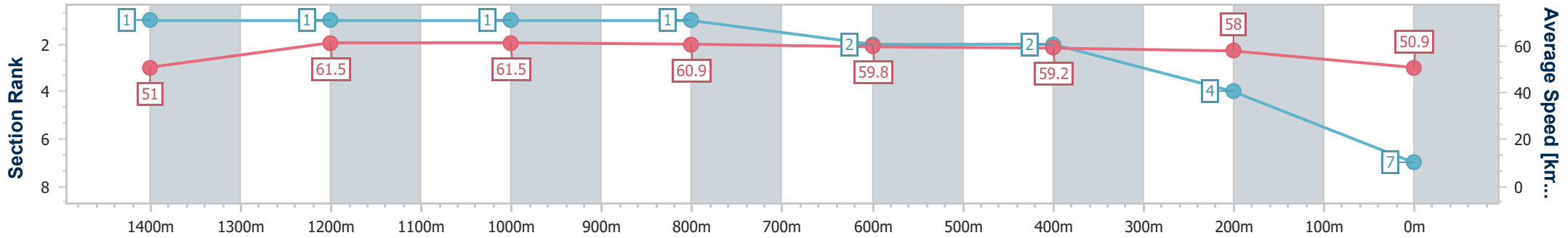


Mackay QLD Professional
 Race 8: RACING AGAIN MONDAY 10TH MARCH BENCHMARK
 55 Handicap - 1560m
 21 February 2025 - 17:50



Track Rating: Good 4, Weather: Fine, Rail Position: True

Section	Overall	1400m	1200m	1000m	800m	600m	400m	200m
Section Times	1:37.49 [7] (0:11.31)	1:26.18 [1] (0:11.81)	1:14.37 [1] (0:11.69)	1:02.68 [1] (0:11.88)	0:50.80 [1] (0:12.05)	0:38.75 [2] (0:12.02)	0:26.73 [2] (0:12.38)	0:14.35 [4] (0:14.35)
Average Speed [km/h]	51.0	61.5	61.5	60.9	59.8	59.2	58.0	50.9
Top Speed [km/h]	63.8	63.6	62.6	61.8	60.9	59.8	59.1	55.5
Avg. Dist. to Rail [m]	3.2	1.2	1.0	1.6	1.2	1.8	1.0	1.2
Avg. Stride Freq. [Hz]	2.2	2.2	2.2	2.1	2.1	2.2	2.2	2.1
Avg. Stride Length [m]	5.7	7.3	7.4	7.6	7.7	7.5	7.3	6.8



- [] Ranking at each section and finish
- .-.- No data available at this section
- NA No data available