



Aquis Park Gold Coast QLD Professional

Race 2: MOO MOO THE WINE BAR & GRILL Class 1 Plate - 1800m

22 February 2025 - 13:04



Track Rating: Soft 5, Weather: Fine, Rail Position: +9m 900m-400m; +6m Remainder

Section		Overall	1600m	1400m	1200m	1000m	800m	600m	Last 600m				
Field Times		1:51.22 (0:14.01)	1:37.21 (0:11.92)	1:25.29 (0:11.80)	1:13.49 (0:12.01)	1:01.48 (0:12.55)	0:48.93 (0:12.31)	0:36.62 (0:12.09)	0:36.62				
Rank	TAB Horse/Jockey	Barrier	Top Speed [km/h]	Fastest Section									Distance Travelled [m]
1	4 SACRED BULL Jace McMurray	3	61.9 400m	0:11.83 400m	1:51.22 [1] (0:14.66)	1:36.56 [9] (0:12.25)	1:24.31 [8] (0:12.02)	1:12.29 [7] (0:12.05)	1:00.24 [7] (0:12.19)	0:48.05 [7] (0:12.08)	0:35.97 [8] (0:11.94)	0:35.97	
2	3 GUARDED OPTIMIST Dylan Turner	9	62.2 800m	0:11.83 400m	1:51.39 [2] (0:14.64)	1:36.75 [7] (0:12.54)	1:24.21 [9] (0:12.19)	1:12.02 [9] (0:11.94)	1:00.08 [9] (0:12.09)	0:47.99 [9] (0:11.91)	0:36.08 [9] (0:12.07)	0:36.08	+8
3	9 TWINKLE TIME Ryan Curatolo	6	61.7 Overall	0:11.97 400m	1:51.45 [3] (0:14.31)	1:37.14 [4] (0:12.11)	1:25.03 [5] (0:12.14)	1:12.89 [5] (0:12.07)	1:00.82 [5] (0:12.25)	0:48.57 [5] (0:12.20)	0:36.37 [6] (0:12.01)	0:36.37	+3
4	1 ACES UP Tiffani Brooker	8	64.8 Overall	0:11.80 1400m	1:51.47 [4] (0:14.01)	1:37.46 [1] (0:11.92)	1:25.54 [1] (0:11.80)	1:13.74 [1] (0:12.01)	1:01.73 [1] (0:12.55)	0:49.18 [1] (0:12.31)	0:36.87 [1] (0:12.09)	0:36.87	+3
5	8 LASQUETI BOOM Sean Cormack	1	61.2 400m	0:11.95 600m	1:51.53 [5] (0:14.33)	1:37.20 [5] (0:11.99)	1:25.21 [4] (0:12.12)	1:13.09 [4] (0:12.08)	1:01.01 [4] (0:12.25)	0:48.76 [4] (0:12.22)	0:36.54 [4] (0:11.95)	0:36.54	-1
6	2 BIKER Raul Silvera	7	62.5 800m	0:11.90 800m	1:51.75 [6] (0:14.64)	1:37.11 [8] (0:12.26)	1:24.85 [7] (0:12.23)	1:12.62 [8] (0:12.08)	1:00.54 [8] (0:12.11)	0:48.43 [8] (0:11.90)	0:36.53 [7] (0:12.03)	0:36.53	+10
7	6 TUQIRI Elione Chaves	5	62.0 600m	0:12.03 1400m	1:51.89 [7] (0:14.03)	1:37.86 [2] (0:12.10)	1:25.76 [3] (0:12.03)	1:13.73 [3] (0:12.07)	1:01.66 [2] (0:12.25)	0:49.41 [2] (0:12.23)	0:37.18 [2] (0:12.03)	0:37.18	+5
8	5 THE KHAN Adin Thompson	4	61.2 Overall	0:11.98 1600m	1:52.03 [8] (0:14.05)	1:37.98 [3] (0:11.98)	1:26.00 [2] (0:12.13)	1:13.87 [2] (0:12.17)	1:01.70 [3] (0:12.24)	0:49.46 [3] (0:12.24)	0:37.22 [3] (0:12.09)	0:37.22	-1
9	10 WANDILLA Corey Sutherland	2	61.4 600m	0:12.00 800m	1:52.46 [9] (0:14.42)	1:38.04 [6] (0:12.27)	1:25.77 [6] (0:12.17)	1:13.60 [6] (0:12.04)	1:01.56 [6] (0:12.17)	0:49.39 [6] (0:12.00)	0:37.39 [5] (0:12.16)	0:37.39	+8

Scratched: Victory Flame (#7), Sir Zino (#11)

[] Ranking at each section and finish
 -:-:- No data available at this section
 NA No data available

SCN Saddle cloth number
 DNF Did not finish
 DNT Did not track



Aquis Park Gold Coast QLD Professional

Race 2: MOO MOO THE WINE BAR & GRILL Class 1 Plate - 1800m

22 February 2025 - 13:04



Track Rating: Soft 5, Weather: Fine, Rail Position: +9m 900m-400m; +6m Remainder

Section				400m	200m			Last 600m		
Field Times				0:24.53 (0:12.20)	0:12.33 (0:12.33)			0:36.62		
Rank	TAB	Horse/Jockey	Barrier	Top Speed [km/h]	Fastest Section	Margin			Distance Travelled [m]	
1	4	SACRED BULL Jace McMurray	3	61.9 400m	0:11.83 400m	0:24.03 [6] (0:11.83)	0:12.20 [4] (0:12.20)	1:51.22	0:35.97	
2	3	GUARDED OPTIMIST Dylan Turner	9	62.2 800m	0:11.83 400m	0:24.01 [9] (0:11.83)	0:12.18 [6] (0:12.18)	1L	0:36.08	+8
3	9	TWINKLE TIME Ryan Curatolo	6	61.7 Overall	0:11.97 400m	0:24.36 [5] (0:11.97)	0:12.39 [5] (0:12.39)	1.2L	0:36.37	+3
4	1	ACES UP Tiffani Brooker	8	64.8 Overall	0:11.80 1400m	0:24.78 [1] (0:12.20)	0:12.58 [1] (0:12.58)	1.3L	0:36.87	+3
5	8	LASQUETI BOOM Sean Cormack	1	61.2 400m	0:11.95 600m	0:24.59 [4] (0:12.00)	0:12.59 [2] (0:12.59)	1.6L	0:36.54	-1
6	2	BIKER Raul Silvera	7	62.5 800m	0:11.90 800m	0:24.50 [8] (0:12.00)	0:12.50 [8] (0:12.50)	2.9L	0:36.53	+10
7	6	TUQIRI Elione Chaves	5	62.0 600m	0:12.03 1400m	0:25.15 [2] (0:12.21)	0:12.94 [3] (0:12.94)	3.7L	0:37.18	+5
8	5	THE KHAN Adin Thompson	4	61.2 Overall	0:11.98 1600m	0:25.13 [3] (0:12.34)	0:12.79 [7] (0:12.79)	4.5L	0:37.22	-1
9	10	WANDILLA Corey Sutherland	2	61.4 600m	0:12.00 800m	0:25.23 [7] (0:12.31)	0:12.92 [9] (0:12.92)	7L	0:37.39	+8

Scratched: Victory Flame (#7), Sir Zino (#11)

[] Ranking at each section and finish
 -:-:- No data available at this section
 NA No data available

SCN Saddle cloth number
 DNF Did not finish
 DNT Did not track



Horse/Jockey Name	Sacred Bull
Final Rank	1
Fastest Section Time (Section)	0:11.83 (400m)
Top Speed [km/h] (Section)	61.9 (400m)
Race State	Finished



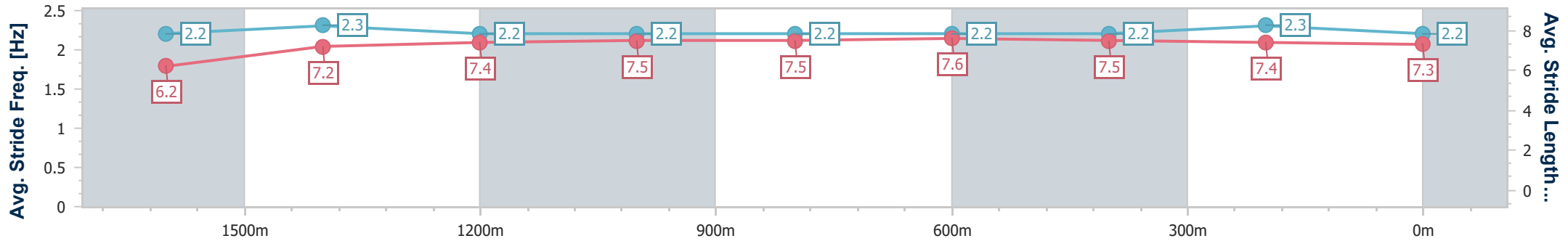
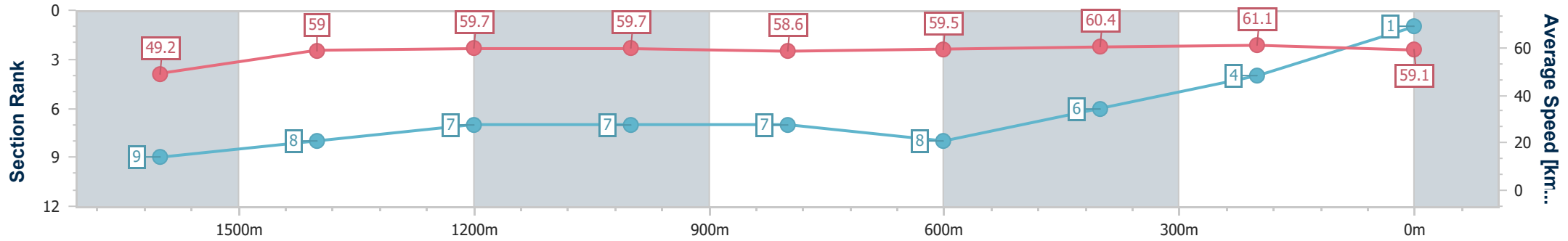
Aquis Park Gold Coast QLD Professional
Race 2: MOO MOO THE WINE BAR & GRILL Class 1 Plate - 1800m



22 February 2025 - 13:04

Track Rating: Soft 5, Weather: Fine, Rail Position: +9m 900m-400m; +6m Remainder

Section	Overall	1600m	1400m	1200m	1000m	800m	600m	400m	200m				
Section Times	1:51.22 [1] (0:14.66)	1:36.56 [9] (0:12.25)	1:24.31 [8] (0:12.02)	1:12.29 [7] (0:12.05)	1:00.24 [7] (0:12.19)	0:48.05 [7] (0:12.08)	0:35.97 [8] (0:11.94)	0:24.03 [6] (0:11.83)	0:12.20 [4] (0:12.20)				
Average Speed [km/h]	49.2	59.0	59.7	59.7	58.6	59.5	60.4	61.1	59.1				
Top Speed [km/h]	59.9	60.4	60.8	60.5	59.5	60.1	61.2	61.9	60.8				
Avg. Dist. to Rail [m]	3.1	0.7	0.4	0.7	1.6	0.6	1.3	2.4	3.5				
Avg. Stride Freq. [Hz]	2.2	2.3	2.2	2.2	2.2	2.2	2.2	2.3	2.2				
Avg. Stride Length [m]	6.2	7.2	7.4	7.5	7.5	7.6	7.5	7.4	7.3				



- [] Ranking at each section and finish
- .-.- No data available at this section
- NA No data available



Horse/Jockey Name	Guarded Optimist
Final Rank	2
Fastest Section Time (Section)	0:11.83 (400m)
Top Speed [km/h] (Section)	62.2 (800m)
Race State	Finished



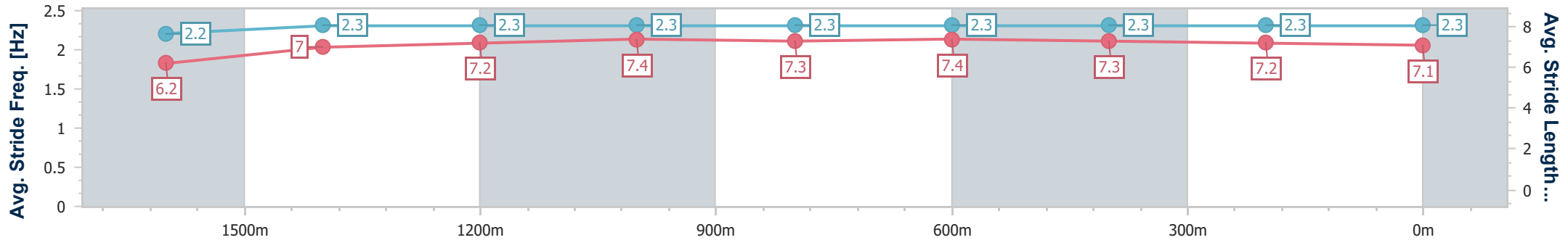
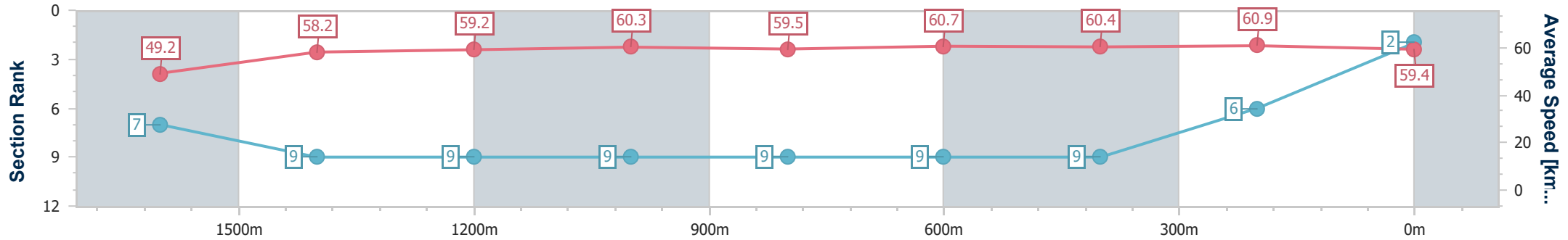
Aquis Park Gold Coast QLD Professional
 Race 2: MOO MOO THE WINE BAR & GRILL Class 1 Plate - 1800m



22 February 2025 - 13:04

Track Rating: Soft 5, Weather: Fine, Rail Position: +9m 900m-400m; +6m Remainder

Section	Overall	1600m	1400m	1200m	1000m	800m	600m	400m	200m			
Section Times	1:51.39 [2] (0:14.64)	1:36.75 [7] (0:12.54)	1:24.21 [9] (0:12.19)	1:12.02 [9] (0:11.94)	1:00.08 [9] (0:12.09)	0:47.99 [9] (0:11.91)	0:36.08 [9] (0:12.07)	0:24.01 [9] (0:11.83)	0:12.18 [6] (0:12.18)			
Average Speed [km/h]	49.2	58.2	59.2	60.3	59.5	60.7	60.4	60.9	59.4			
Top Speed [km/h]	59.8	60.0	59.9	60.9	59.9	62.2	60.7	61.7	61.1			
Avg. Dist. to Rail [m]	6.3	2.7	1.7	0.7	1.5	1.3	2.1	3.6	6.1			
Avg. Stride Freq. [Hz]	2.2	2.3	2.3	2.3	2.3	2.3	2.3	2.3	2.3			
Avg. Stride Length [m]	6.2	7.0	7.2	7.4	7.3	7.4	7.3	7.2	7.1			



- [] Ranking at each section and finish
- .-.- No data available at this section
- NA No data available



Horse/Jockey Name	Twinkle Time
Final Rank	3
Fastest Section Time (Section)	0:11.97 (400m)
Top Speed [km/h] (Section)	61.7 (Overall)
Race State	Finished



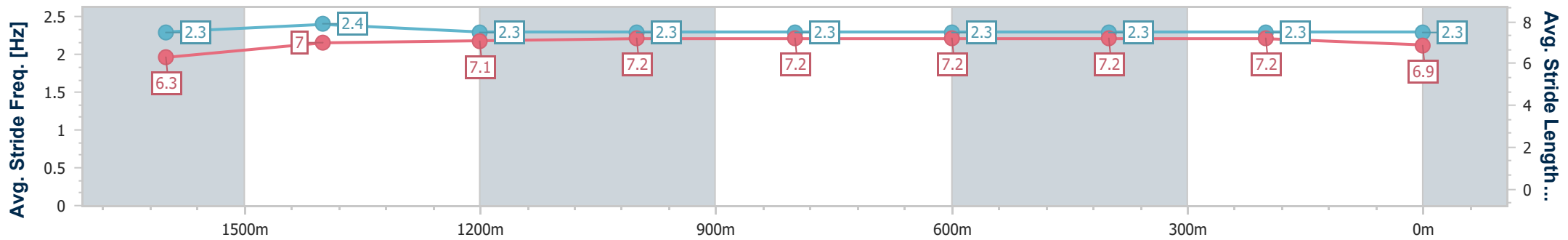
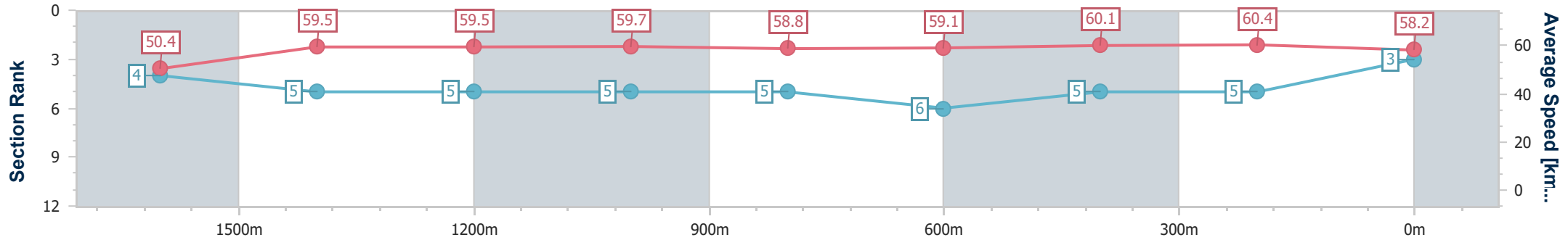
Aquis Park Gold Coast QLD Professional
Race 2: MOO MOO THE WINE BAR & GRILL Class 1 Plate - 1800m



22 February 2025 - 13:04

Track Rating: Soft 5, Weather: Fine, Rail Position: +9m 900m-400m; +6m Remainder

Section	Overall	1600m	1400m	1200m	1000m	800m	600m	400m	200m			
Section Times	1:51.45 [3] (0:14.31)	1:37.14 [4] (0:12.11)	1:25.03 [5] (0:12.14)	1:12.89 [5] (0:12.07)	1:00.82 [5] (0:12.25)	0:48.57 [5] (0:12.20)	0:36.37 [6] (0:12.01)	0:24.36 [5] (0:11.97)	0:12.39 [5] (0:12.39)			
Average Speed [km/h]	50.4	59.5	59.5	59.7	58.8	59.1	60.1	60.4	58.2			
Top Speed [km/h]	61.7	60.9	60.3	60.7	59.4	60.3	60.9	60.9	60.4			
Avg. Dist. to Rail [m]	3.7	0.7	1.0	1.0	1.4	0.9	1.3	2.4	3.8			
Avg. Stride Freq. [Hz]	2.3	2.4	2.3	2.3	2.3	2.3	2.3	2.3	2.3			
Avg. Stride Length [m]	6.3	7.0	7.1	7.2	7.2	7.2	7.2	7.2	6.9			



- [] Ranking at each section and finish
- .-.- No data available at this section
- NA No data available



Horse/Jockey Name	Aces Up
Final Rank	4
Fastest Section Time (Section)	0:11.80 (1400m)
Top Speed [km/h] (Section)	64.8 (Overall)
Race State	Finished



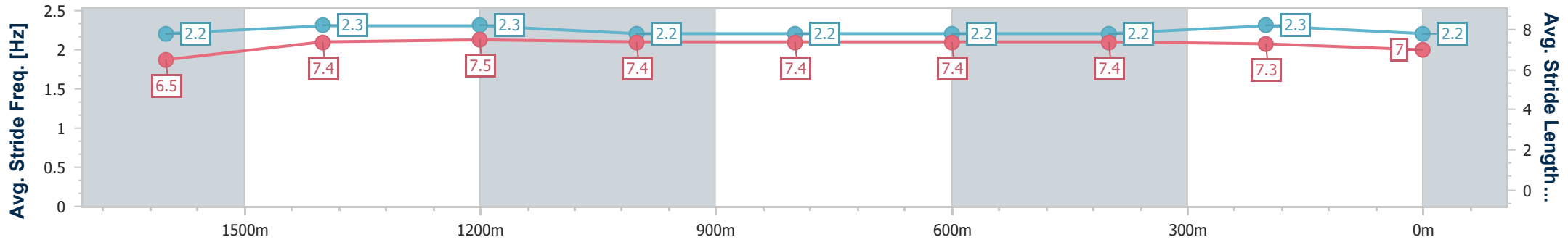
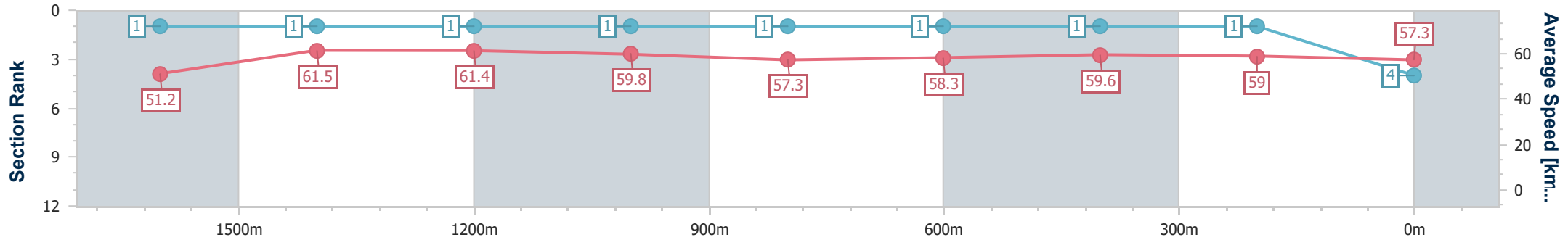
Aquis Park Gold Coast QLD Professional
Race 2: MOO MOO THE WINE BAR & GRILL Class 1 Plate - 1800m



22 February 2025 - 13:04

Track Rating: Soft 5, Weather: Fine, Rail Position: +9m 900m-400m; +6m Remainder

Section	Overall	1600m	1400m	1200m	1000m	800m	600m	400m	200m			
Section Times	1:51.47 [4] (0:14.01)	1:37.46 [1] (0:11.92)	1:25.54 [1] (0:11.80)	1:13.74 [1] (0:12.01)	1:01.73 [1] (0:12.55)	0:49.18 [1] (0:12.31)	0:36.87 [1] (0:12.09)	0:24.78 [1] (0:12.20)	0:12.58 [1] (0:12.58)			
Average Speed [km/h]	51.2	61.5	61.4	59.8	57.3	58.3	59.6	59.0	57.3			
Top Speed [km/h]	64.8	64.5	62.9	61.2	58.7	59.4	60.7	59.3	58.5			
Avg. Dist. to Rail [m]	6.2	2.7	1.7	1.0	1.2	0.5	0.8	0.4	0.7			
Avg. Stride Freq. [Hz]	2.2	2.3	2.3	2.2	2.2	2.2	2.2	2.3	2.2			
Avg. Stride Length [m]	6.5	7.4	7.5	7.4	7.4	7.4	7.4	7.3	7.0			



- [] Ranking at each section and finish
- .-.- No data available at this section
- NA No data available



Horse/Jockey Name	Lasqueti Boom
Final Rank	5
Fastest Section Time (Section)	0:11.95 (600m)
Top Speed [km/h] (Section)	61.2 (400m)
Race State	Finished



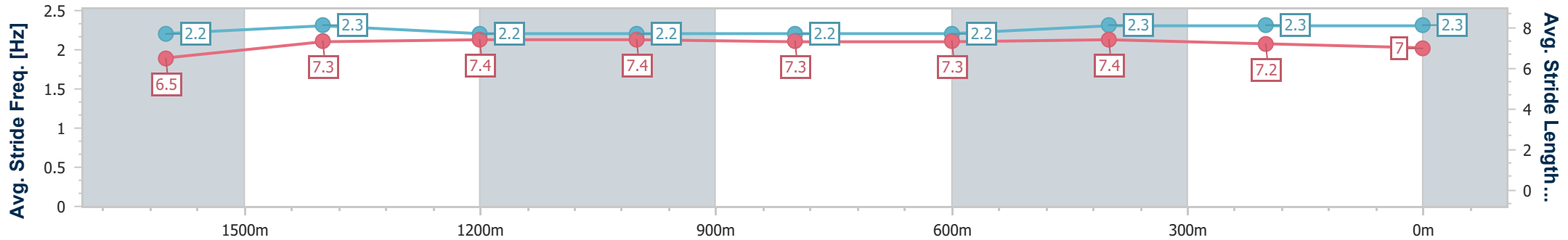
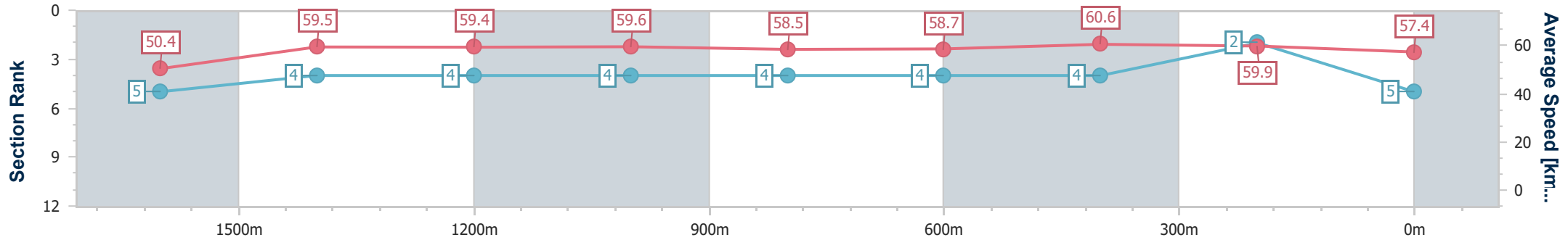
Aquis Park Gold Coast QLD Professional
Race 2: MOO MOO THE WINE BAR & GRILL Class 1 Plate - 1800m



22 February 2025 - 13:04

Track Rating: Soft 5, Weather: Fine, Rail Position: +9m 900m-400m; +6m Remainder

Section	Overall	1600m	1400m	1200m	1000m	800m	600m	400m	200m			
Section Times	1:51.53 [5] (0:14.33)	1:37.20 [5] (0:11.99)	1:25.21 [4] (0:12.12)	1:13.09 [4] (0:12.08)	1:01.01 [4] (0:12.25)	0:48.76 [4] (0:12.22)	0:36.54 [4] (0:11.95)	0:24.59 [4] (0:12.00)	0:12.59 [2] (0:12.59)			
Average Speed [km/h]	50.4	59.5	59.4	59.6	58.5	58.7	60.6	59.9	57.4			
Top Speed [km/h]	61.0	60.9	59.7	60.3	59.3	60.3	61.1	61.2	58.7			
Avg. Dist. to Rail [m]	0.6	0.7	0.3	0.4	1.4	0.4	1.1	0.5	0.6			
Avg. Stride Freq. [Hz]	2.2	2.3	2.2	2.2	2.2	2.2	2.3	2.3	2.3			
Avg. Stride Length [m]	6.5	7.3	7.4	7.4	7.3	7.3	7.4	7.2	7.0			



- [] Ranking at each section and finish
- .-.- No data available at this section
- NA No data available



Horse/Jockey Name	Biker
Final Rank	6
Fastest Section Time (Section)	0:11.90 (800m)
Top Speed [km/h] (Section)	62.5 (800m)
Race State	Finished



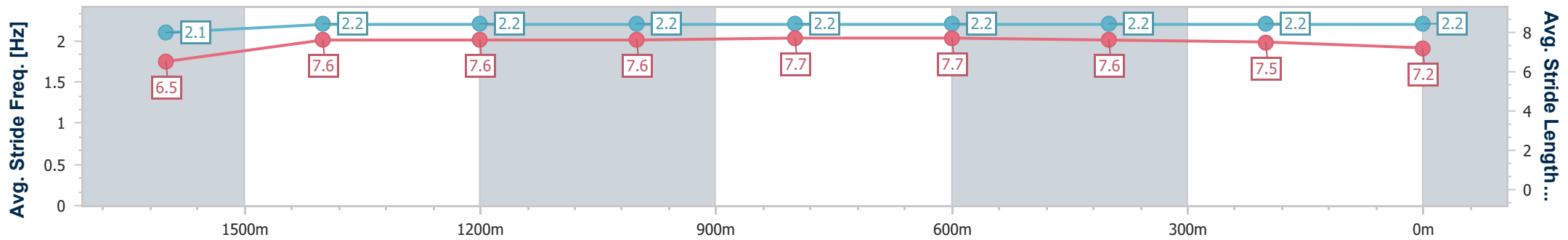
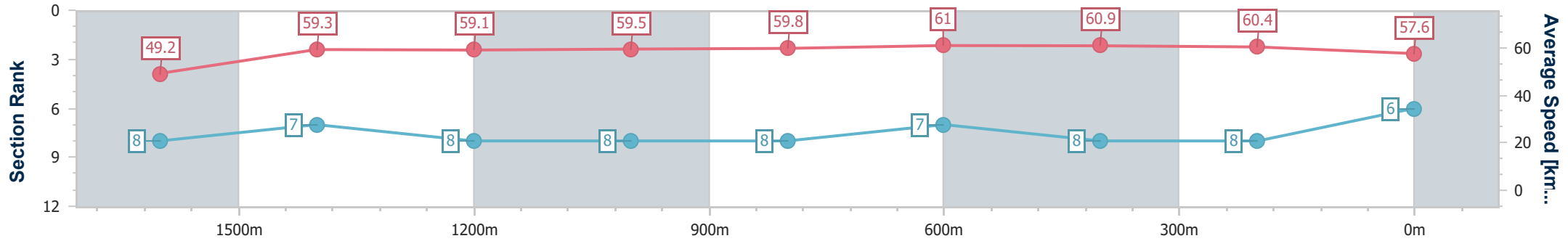
Aquis Park Gold Coast QLD Professional
 Race 2: MOO MOO THE WINE BAR & GRILL Class 1 Plate - 1800m



22 February 2025 - 13:04

Track Rating: Soft 5, Weather: Fine, Rail Position: +9m 900m-400m; +6m Remainder

Section	Overall	1600m	1400m	1200m	1000m	800m	600m	400m	200m			
Section Times	1:51.75 [6] (0:14.64)	1:37.11 [8] (0:12.26)	1:24.85 [7] (0:12.23)	1:12.62 [8] (0:12.08)	1:00.54 [8] (0:12.11)	0:48.43 [8] (0:11.90)	0:36.53 [7] (0:12.03)	0:24.50 [8] (0:12.00)	0:12.50 [8] (0:12.50)			
Average Speed [km/h]	49.2	59.3	59.1	59.5	59.8	61.0	60.9	60.4	57.6			
Top Speed [km/h]	60.2	60.7	59.8	60.6	60.6	62.5	61.5	61.0	60.0			
Avg. Dist. to Rail [m]	5.0	1.8	1.9	1.7	1.5	1.9	3.5	6.1	7.3			
Avg. Stride Freq. [Hz]	2.1	2.2	2.2	2.2	2.2	2.2	2.2	2.2	2.2			
Avg. Stride Length [m]	6.5	7.6	7.6	7.6	7.7	7.7	7.6	7.5	7.2			



- [] Ranking at each section and finish
- .-.- No data available at this section
- NA No data available



Horse/Jockey Name	Tuqiri
Final Rank	7
Fastest Section Time (Section)	0:12.03 (1400m)
Top Speed [km/h] (Section)	62.0 (600m)
Race State	Finished



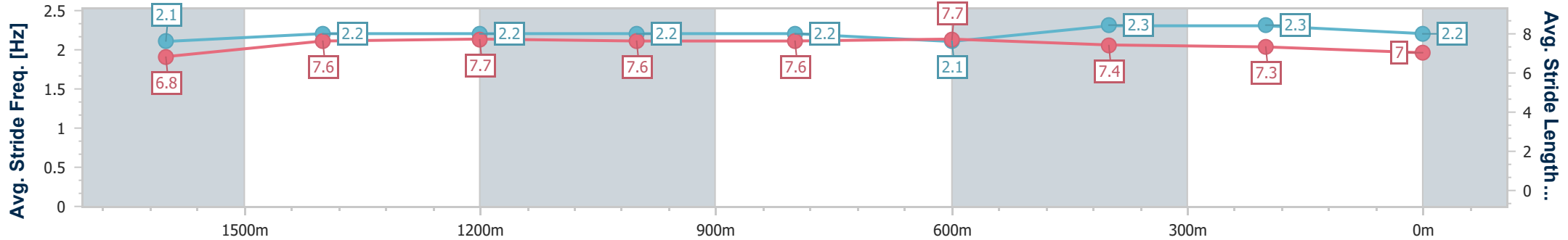
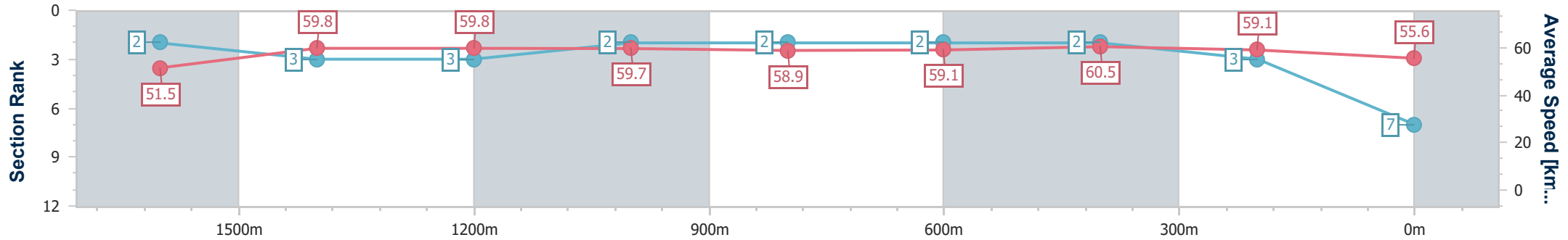
Aquis Park Gold Coast QLD Professional
 Race 2: MOO MOO THE WINE BAR & GRILL Class 1 Plate - 1800m



22 February 2025 - 13:04

Track Rating: Soft 5, Weather: Fine, Rail Position: +9m 900m-400m; +6m Remainder

Section	Overall	1600m	1400m	1200m	1000m	800m	600m	400m	200m			
Section Times	1:51.89 [7] (0:14.03)	1:37.86 [2] (0:12.10)	1:25.76 [3] (0:12.03)	1:13.73 [3] (0:12.07)	1:01.66 [2] (0:12.25)	0:49.41 [2] (0:12.23)	0:37.18 [2] (0:12.03)	0:25.15 [2] (0:12.21)	0:12.94 [3] (0:12.94)			
Average Speed [km/h]	51.5	59.8	59.8	59.7	58.9	59.1	60.5	59.1	55.6			
Top Speed [km/h]	61.8	61.2	60.3	61.0	59.2	59.8	62.0	60.2	58.2			
Avg. Dist. to Rail [m]	3.7	1.1	0.8	1.2	1.4	1.0	2.1	1.6	1.0			
Avg. Stride Freq. [Hz]	2.1	2.2	2.2	2.2	2.2	2.1	2.3	2.3	2.2			
Avg. Stride Length [m]	6.8	7.6	7.7	7.6	7.6	7.7	7.4	7.3	7.0			



- [] Ranking at each section and finish
- .-.- No data available at this section
- NA No data available



Horse/Jockey Name	The Khan
Final Rank	8
Fastest Section Time (Section)	0:11.98 (1600m)
Top Speed [km/h] (Section)	61.2 (Overall)
Race State	Finished



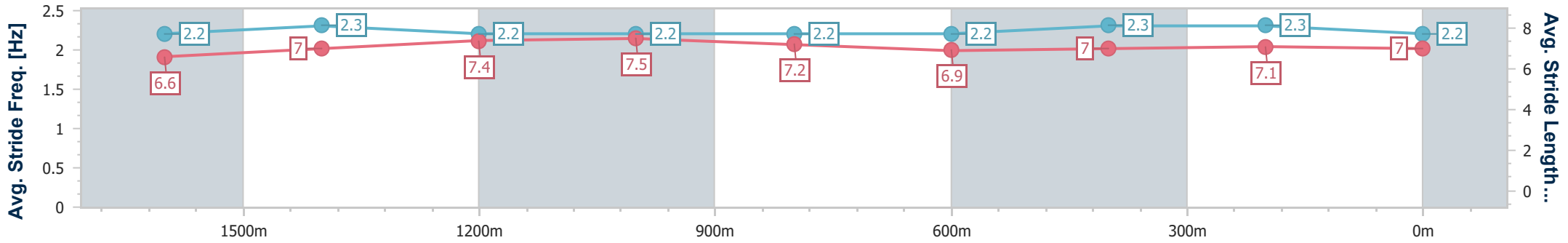
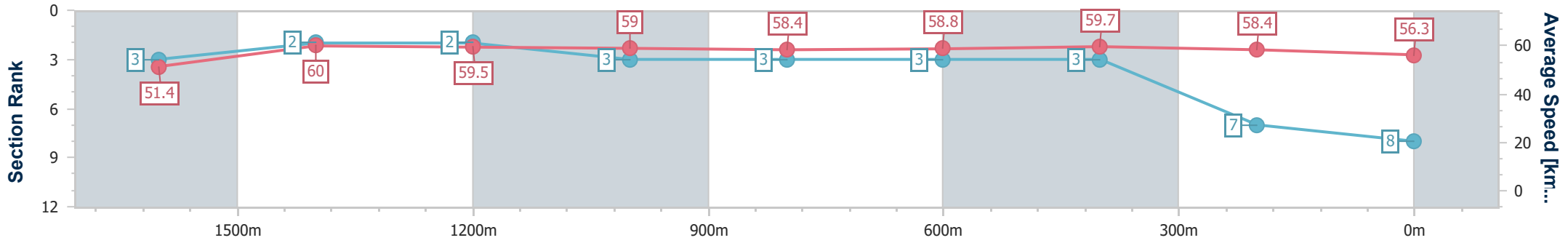
Aquis Park Gold Coast QLD Professional
 Race 2: MOO MOO THE WINE BAR & GRILL Class 1 Plate - 1800m



22 February 2025 - 13:04

Track Rating: Soft 5, Weather: Fine, Rail Position: +9m 900m-400m; +6m Remainder

Section	Overall	1600m	1400m	1200m	1000m	800m	600m	400m	200m			
Section Times	1:52.03 [8] (0:14.05)	1:37.98 [3] (0:11.98)	1:26.00 [2] (0:12.13)	1:13.87 [2] (0:12.17)	1:01.70 [3] (0:12.24)	0:49.46 [3] (0:12.24)	0:37.22 [3] (0:12.09)	0:25.13 [3] (0:12.34)	0:12.79 [7] (0:12.79)			
Average Speed [km/h]	51.4	60.0	59.5	59.0	58.4	58.8	59.7	58.4	56.3			
Top Speed [km/h]	61.2	61.1	60.0	60.1	59.1	59.7	60.2	58.8	57.6			
Avg. Dist. to Rail [m]	2.6	0.8	0.2	0.4	1.5	0.6	1.3	0.8	2.5			
Avg. Stride Freq. [Hz]	2.2	2.3	2.2	2.2	2.2	2.2	2.3	2.3	2.2			
Avg. Stride Length [m]	6.6	7.0	7.4	7.5	7.2	6.9	7.0	7.1	7.0			



- [] Ranking at each section and finish
- .-.- No data available at this section
- NA No data available



Horse/Jockey Name	Wandilla
Final Rank	9
Fastest Section Time (Section)	0:12.00 (800m)
Top Speed [km/h] (Section)	61.4 (600m)
Race State	Finished



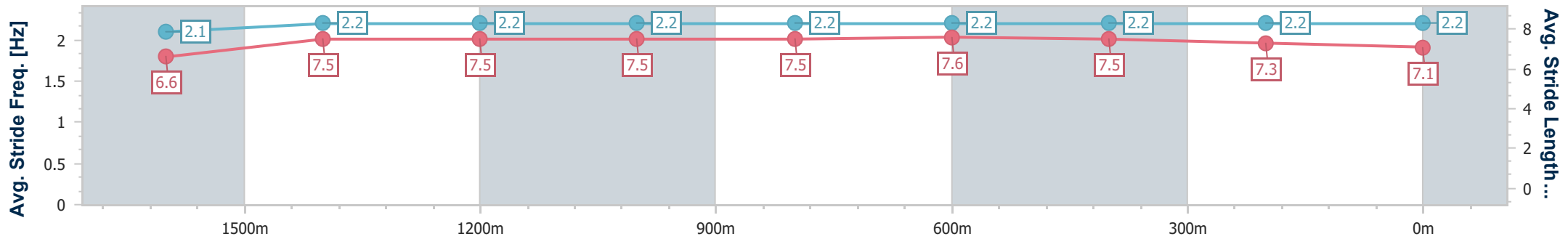
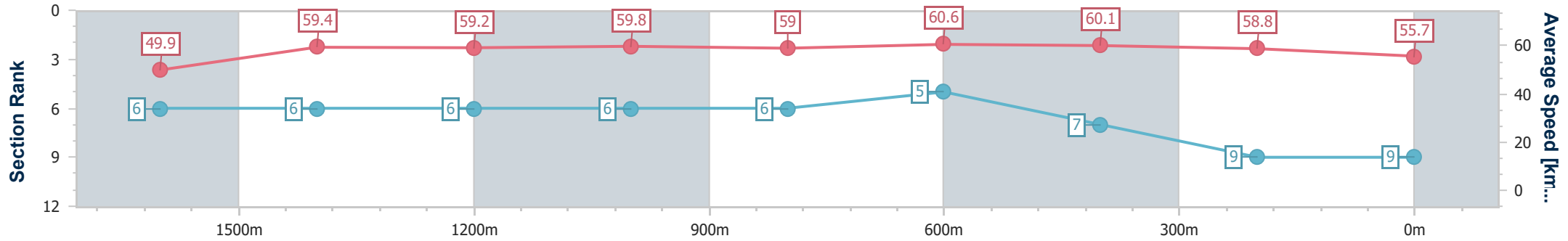
Aquis Park Gold Coast QLD Professional
Race 2: MOO MOO THE WINE BAR & GRILL Class 1 Plate - 1800m



22 February 2025 - 13:04

Track Rating: Soft 5, Weather: Fine, Rail Position: +9m 900m-400m; +6m Remainder

Section	Overall	1600m	1400m	1200m	1000m	800m	600m	400m	200m				
Section Times	1:52.46 [9] (0:14.42)	1:38.04 [6] (0:12.27)	1:25.77 [6] (0:12.17)	1:13.60 [6] (0:12.04)	1:01.56 [6] (0:12.17)	0:49.39 [6] (0:12.00)	0:37.39 [5] (0:12.16)	0:25.23 [7] (0:12.31)	0:12.92 [9] (0:12.92)				
Average Speed [km/h]	49.9	59.4	59.2	59.8	59.0	60.6	60.1	58.8	55.7				
Top Speed [km/h]	60.0	60.4	60.4	60.5	59.7	61.0	61.4	59.7	57.4				
Avg. Dist. to Rail [m]	2.4	1.5	1.3	1.2	1.5	1.8	3.3	4.8	5.8				
Avg. Stride Freq. [Hz]	2.1	2.2	2.2	2.2	2.2	2.2	2.2	2.2	2.2				
Avg. Stride Length [m]	6.6	7.5	7.5	7.5	7.5	7.6	7.5	7.3	7.1				



- [] Ranking at each section and finish
- .-.- No data available at this section
- NA No data available