



**Aquis Park Gold Coast QLD Professional**  
**Race 4: MERMAID BEACH SURF CLUB QTIS Three-Year-Old Maiden**  
**Handicap - 1015m**  
**22 February 2025 - 14:14**



Track Rating: Soft 5, Weather: Fine, Rail Position: +9m 900m-400m; +6m Remainder

Section											Last 600m		
Field Times		Overall	800m	600m	400m	200m						0:34.08	
		0:57.80 (0:13.33)	0:44.47 (0:10.39)	0:34.08 (0:10.97)	0:23.11 (0:11.29)	0:11.82 (0:11.82)							
Rank	TAB	Horse/Jockey	Barrier	Top Speed [km/h]	Fastest Section						Margin	Distance Travelled [m]	
1	2	<b>KING SPIRIT</b> Montana Philpot	6	70.8 800m	0:10.47 800m	0:57.80 [1] (0:13.66)	0:44.14 [5] (0:10.47)	0:33.67 [4] (0:11.00)	0:22.67 [3] (0:10.99)	0:11.68 [3] (0:11.68)	0:57.80	0:33.67	
2	8	<b>CIPHERTEXT</b> Dylan Turner	2	69.7 800m	0:10.42 800m	0:57.87 [2] (0:13.54)	0:44.33 [3] (0:10.42)	0:33.91 [3] (0:11.11)	0:22.80 [2] (0:10.99)	0:11.81 [2] (0:11.81)	0.3L	0:33.91	-7
3	10	<b>SIGNATURE TART</b> Dan McGillivray	3	69.7 800m	0:10.39 800m	0:57.96 [3] (0:13.33)	0:44.63 [1] (0:10.39)	0:34.24 [1] (0:10.97)	0:23.27 [1] (0:11.29)	0:11.98 [1] (0:11.98)	0.8L	0:34.24	-7
4	3	<b>ABENDER</b> Chelsea Baker	8	69.9 800m	0:10.62 800m	0:57.97 [4] (0:13.98)	0:43.99 [8] (0:10.62)	0:33.37 [9] (0:10.99)	0:22.38 [8] (0:10.97)	0:11.41 [6] (0:11.41)	0.9L	0:33.37	+1
5	7	<b>VORKUTA</b> Nozi Tomizawa	10	71.6 Overall	0:10.44 800m	0:58.34 [5] (0:13.45)	0:44.89 [2] (0:10.44)	0:34.45 [2] (0:11.28)	0:23.17 [4] (0:11.15)	0:12.02 [4] (0:12.02)	2.9L	0:34.45	+4
6	9	<b>PETITE PALACE</b> Georgina Cartwright	7	70.5 800m	0:10.54 800m	0:58.35 [6] (0:13.61)	0:44.74 [4] (0:10.54)	0:34.20 [5] (0:11.07)	0:23.13 [5] (0:11.23)	0:11.90 [5] (0:11.90)	3L	0:34.20	+5
7	12	<b>SYNERGY IN MOTION</b> Elione Chaves	5	70.2 800m	0:10.49 800m	0:58.71 [7] (0:13.95)	0:44.76 [7] (0:10.49)	0:34.27 [6] (0:10.92)	0:23.35 [6] (0:11.21)	0:12.14 [7] (0:12.14)	5L	0:34.27	-3
8	11	<b>BARD OF AVON</b> Jaden Lloyd	9	70.0 800m	0:10.66 800m	0:58.71 [8] (0:13.83)	0:44.88 [6] (0:10.66)	0:34.22 [8] (0:11.01)	0:23.21 [7] (0:11.07)	0:12.14 [8] (0:12.14)	5.1L	0:34.22	+3
9	16	<b>PARTY ISLAND</b> Anthony Allen	1	70.5 800m	0:10.48 800m	0:59.64 [9] (0:13.99)	0:45.65 [9] (0:10.48)	0:35.17 [7] (0:11.13)	0:24.04 [9] (0:11.43)	0:12.61 [9] (0:12.61)	10.4L	0:35.17	-4
10	13	<b>CAIRO QUEEN</b> Dale Smith	4	68.3 800m	0:10.78 800m	1:00.09 [10] (0:14.23)	0:45.86 [10] (0:10.78)	0:35.08 [10] (0:11.43)	0:23.65 [10] (0:11.68)	0:11.97 [10] (0:11.97)	12.9L	0:35.08	-4

Scratched: Anxo (#4), Platinum Gift (#5), Hell March (#1), Wantchoo (#15), Oohlalouvre (#14), Spartus (#6)

[ ] Ranking at each section and finish  
 -:-:- No data available at this section  
 NA No data available

SCN Saddle cloth number  
 DNF Did not finish  
 DNT Did not track



Horse/Jockey Name	King Spirit
Final Rank	1
Fastest Section Time (Section)	0:10.47 (800m)
Top Speed [km/h] (Section)	70.8 (800m)
Race State	Finished



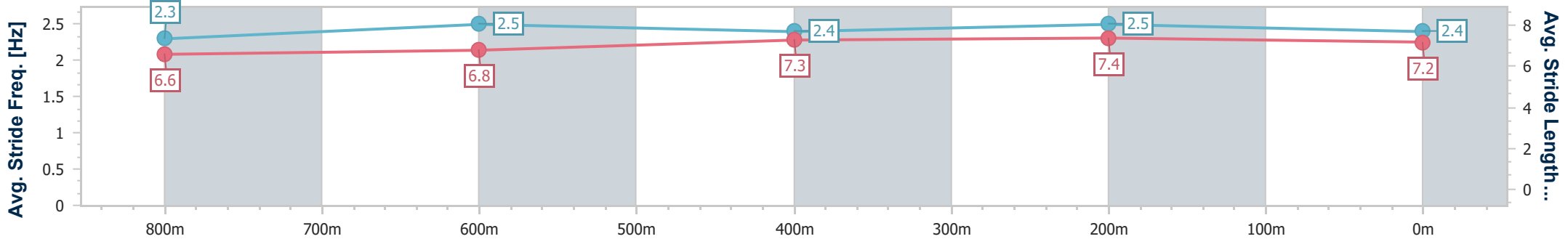
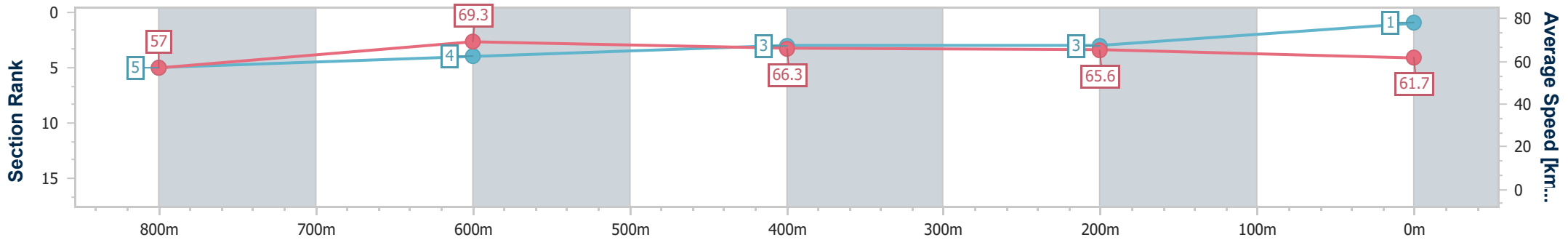
**Aquis Park Gold Coast QLD Professional**  
**Race 4: MERMAID BEACH SURF CLUB QTIS Three-Year-Old**  
**Maiden Handicap - 1015m**



22 February 2025 - 14:14

Track Rating: Soft 5, Weather: Fine, Rail Position: +9m 900m-400m;  
 +6m Remainder

Section	Overall	800m	600m	400m	200m
Section Times	0:57.80 [1] (0:13.66)	0:44.14 [5] (0:10.47)	0:33.67 [4] (0:11.00)	0:22.67 [3] (0:10.99)	0:11.68 [3] (0:11.68)
Average Speed [km/h]	57.0	69.3	66.3	65.6	61.7
Top Speed [km/h]	70.3	70.8	67.5	66.3	64.5
Avg. Dist. to Rail [m]	5.7	1.4	2.4	4.1	5.3
Avg. Stride Freq. [Hz]	2.3	2.5	2.4	2.5	2.4
Avg. Stride Length [m]	6.6	6.8	7.3	7.4	7.2



- [ ] Ranking at each section and finish
- .-.- No data available at this section
- NA No data available



Horse/Jockey Name	Ciphertext
Final Rank	2
Fastest Section Time (Section)	0:10.42 (800m)
Top Speed [km/h] (Section)	69.7 (800m)
Race State	Finished



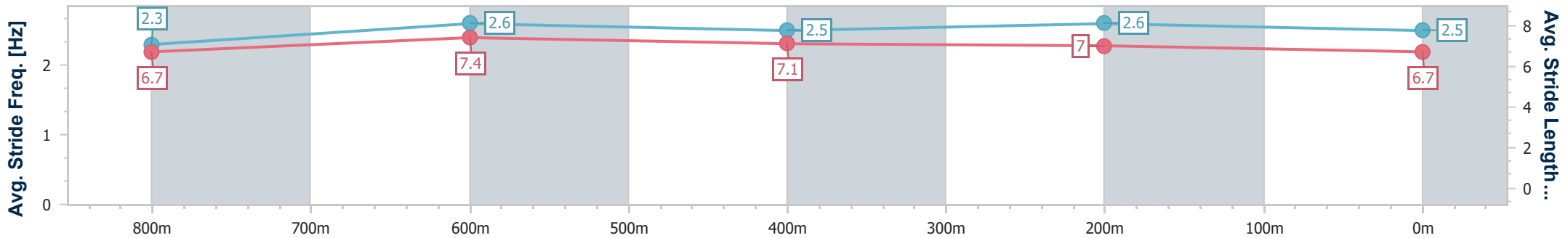
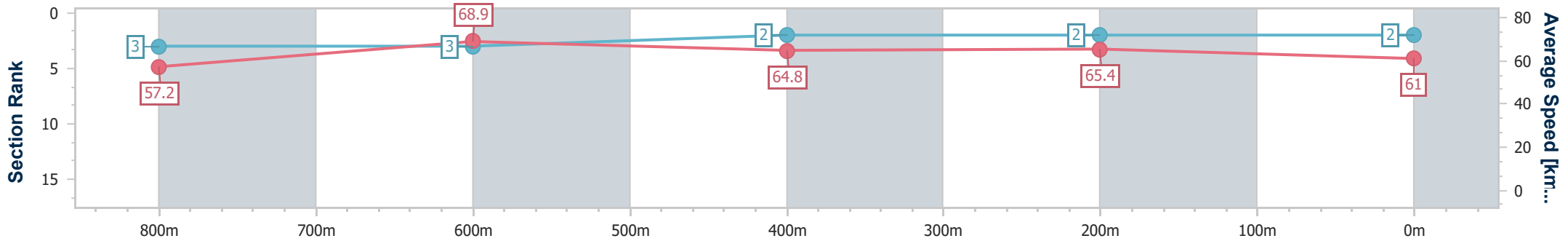
Aquis Park Gold Coast QLD Professional  
 Race 4: MERMAID BEACH SURF CLUB QTIS Three-Year-Old  
 Maiden Handicap - 1015m



22 February 2025 - 14:14

Track Rating: Soft 5, Weather: Fine, Rail Position: +9m 900m-400m;  
 +6m Remainder

Section	Overall	800m	600m	400m	200m
Section Times	0:57.87 [2] (0:13.54)	0:44.33 [3] (0:10.42)	0:33.91 [3] (0:11.11)	0:22.80 [2] (0:10.99)	0:11.81 [2] (0:11.81)
Average Speed [km/h]	57.2	68.9	64.8	65.4	61.0
Top Speed [km/h]	68.2	69.7	66.5	68.1	65.1
Avg. Dist. to Rail [m]	3.0	0.8	0.6	1.4	1.3
Avg. Stride Freq. [Hz]	2.3	2.6	2.5	2.6	2.5
Avg. Stride Length [m]	6.7	7.4	7.1	7.0	6.7



- [ ] Ranking at each section and finish
- .-.- No data available at this section
- NA No data available



Horse/Jockey Name	Signature Tart
Final Rank	3
Fastest Section Time (Section)	0:10.39 (800m)
Top Speed [km/h] (Section)	69.7 (800m)
Race State	Finished



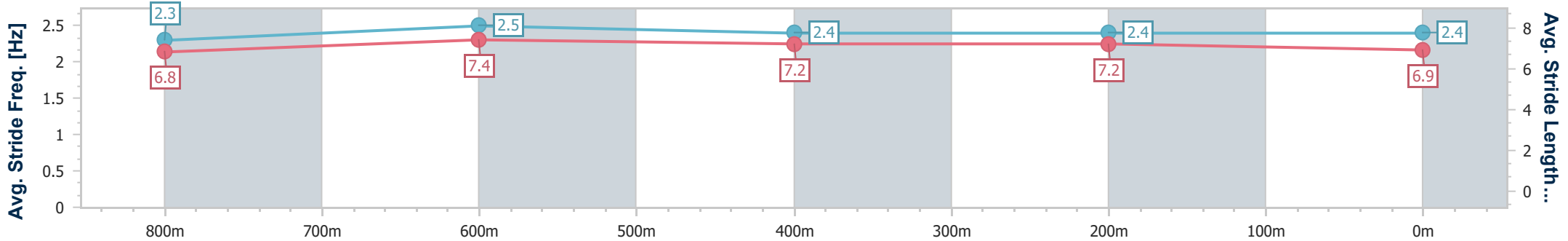
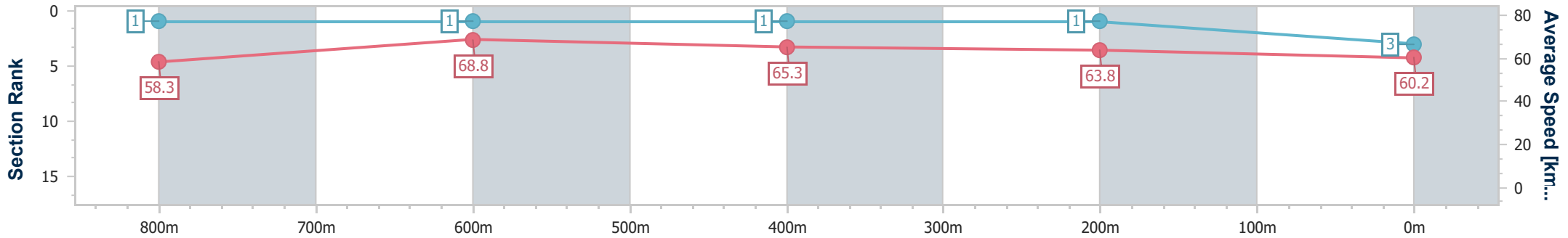
**Aquis Park Gold Coast QLD Professional**  
**Race 4: MERMAID BEACH SURF CLUB QTIS Three-Year-Old**  
**Maiden Handicap - 1015m**



22 February 2025 - 14:14

Track Rating: Soft 5, Weather: Fine, Rail Position: +9m 900m-400m;  
 +6m Remainder

Section	Overall	800m	600m	400m	200m
Section Times	0:57.96 [3] (0:13.33)	0:44.63 [1] (0:10.39)	0:34.24 [1] (0:10.97)	0:23.27 [1] (0:11.29)	0:11.98 [1] (0:11.98)
Average Speed [km/h]	58.3	68.8	65.3	63.8	60.2
Top Speed [km/h]	69.4	69.7	66.6	65.2	64.2
Avg. Dist. to Rail [m]	4.3	1.2	1.0	0.5	2.1
Avg. Stride Freq. [Hz]	2.3	2.5	2.4	2.4	2.4
Avg. Stride Length [m]	6.8	7.4	7.2	7.2	6.9



- [ ] Ranking at each section and finish
- .-.- No data available at this section
- NA No data available



Horse/Jockey Name	Abender
Final Rank	4
Fastest Section Time (Section)	0:10.62 (800m)
Top Speed [km/h] (Section)	69.9 (800m)
Race State	Finished



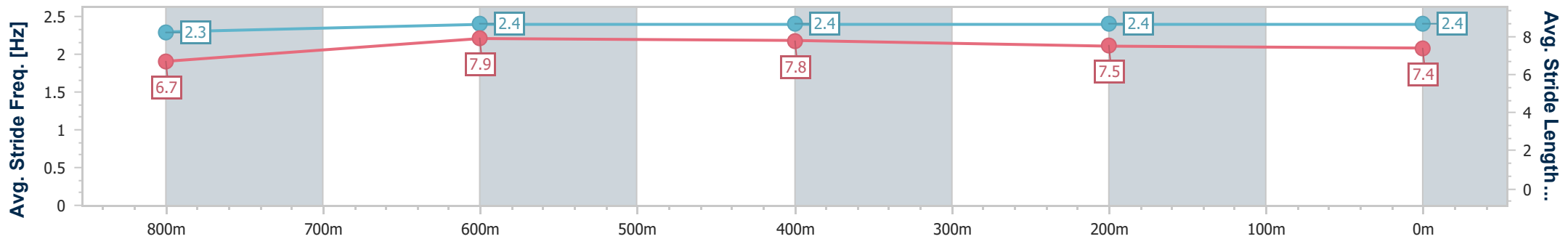
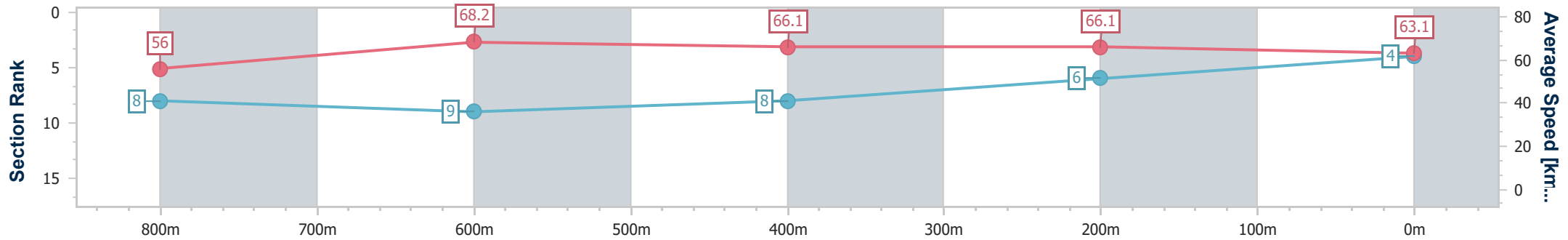
**Aquis Park Gold Coast QLD Professional**  
**Race 4: MERMAID BEACH SURF CLUB QTIS Three-Year-Old**  
**Maiden Handicap - 1015m**



22 February 2025 - 14:14

Track Rating: Soft 5, Weather: Fine, Rail Position: +9m 900m-400m;  
 +6m Remainder

Section	Overall	800m	600m	400m	200m
Section Times	0:57.97 [4] (0:13.98)	0:43.99 [8] (0:10.62)	0:33.37 [9] (0:10.99)	0:22.38 [8] (0:10.97)	0:11.41 [6] (0:11.41)
Average Speed [km/h]	56.0	68.2	66.1	66.1	63.1
Top Speed [km/h]	68.8	69.9	67.7	67.8	65.6
Avg. Dist. to Rail [m]	7.2	1.1	1.9	6.2	8.2
Avg. Stride Freq. [Hz]	2.3	2.4	2.4	2.4	2.4
Avg. Stride Length [m]	6.7	7.9	7.8	7.5	7.4



- [ ] Ranking at each section and finish
- .-.- No data available at this section
- NA No data available



Horse/Jockey Name	Vorkuta
Final Rank	5
Fastest Section Time (Section)	0:10.44 (800m)
Top Speed [km/h] (Section)	71.6 (Overall)
Race State	Finished



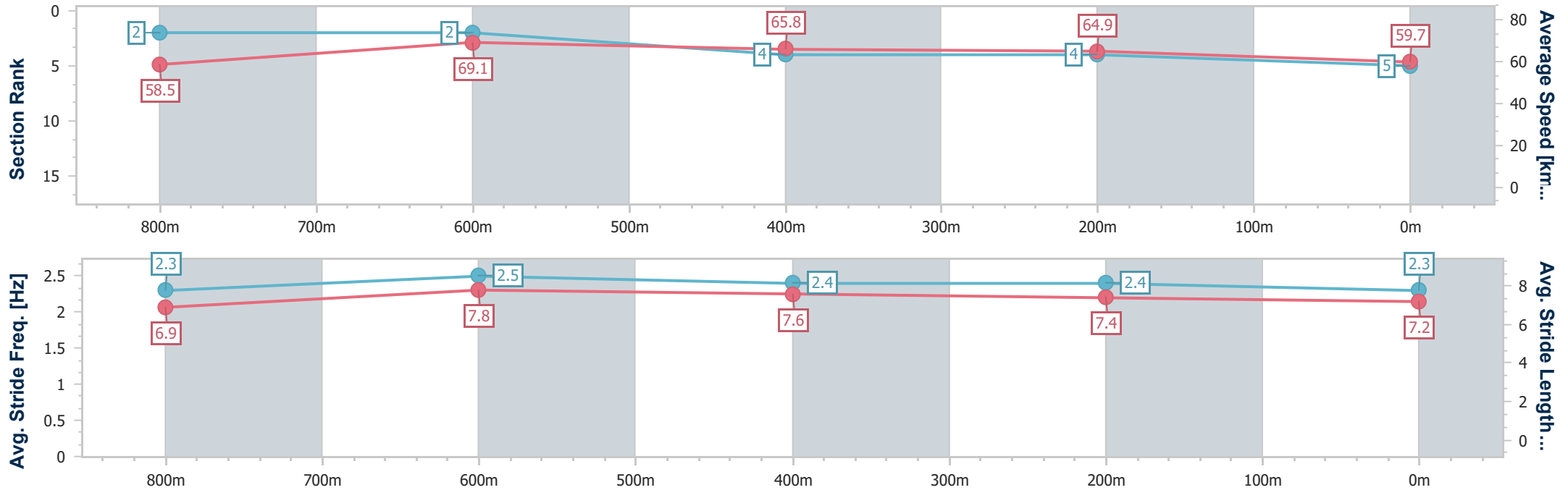
**Aquis Park Gold Coast QLD Professional**  
**Race 4: MERMAID BEACH SURF CLUB QTIS Three-Year-Old**  
**Maiden Handicap - 1015m**



22 February 2025 - 14:14

Track Rating: Soft 5, Weather: Fine, Rail Position: +9m 900m-400m;  
 +6m Remainder

Section	Overall	800m	600m	400m	200m
Section Times	0:58.34 [5] (0:13.45)	0:44.89 [2] (0:10.44)	0:34.45 [2] (0:11.28)	0:23.17 [4] (0:11.15)	0:12.02 [4] (0:12.02)
Average Speed [km/h]	58.5	69.1	65.8	64.9	59.7
Top Speed [km/h]	71.6	70.7	67.6	65.7	63.2
Avg. Dist. to Rail [m]	8.8	1.7	5.2	3.3	2.9
Avg. Stride Freq. [Hz]	2.3	2.5	2.4	2.4	2.3
Avg. Stride Length [m]	6.9	7.8	7.6	7.4	7.2



- [ ] Ranking at each section and finish
- .-.- No data available at this section
- NA No data available



Horse/Jockey Name	Petite Palace
Final Rank	6
Fastest Section Time (Section)	0:10.54 (800m)
Top Speed [km/h] (Section)	70.5 (800m)
Race State	Finished



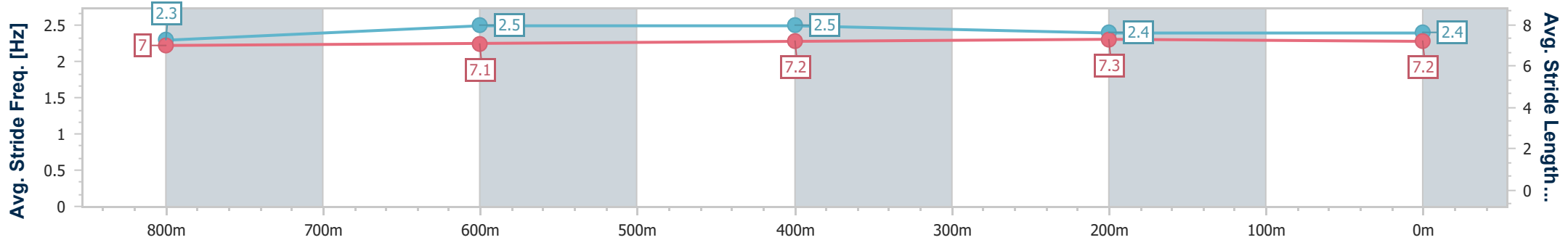
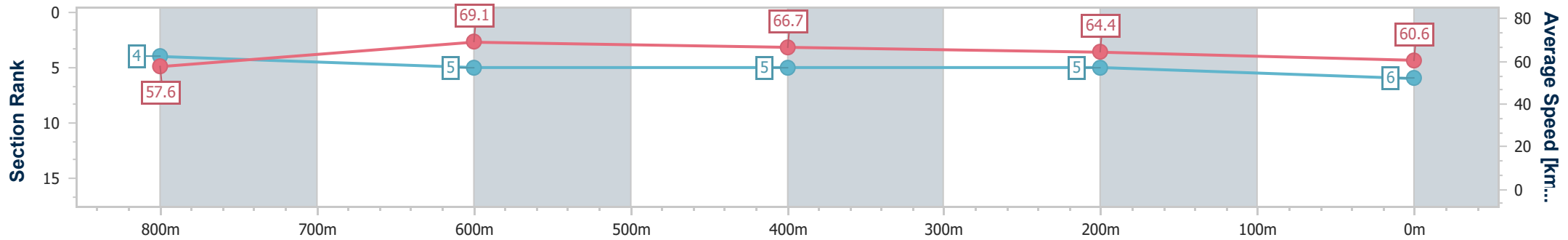
Aquis Park Gold Coast QLD Professional  
 Race 4: MERMAID BEACH SURF CLUB QTIS Three-Year-Old  
 Maiden Handicap - 1015m



22 February 2025 - 14:14

Track Rating: Soft 5, Weather: Fine, Rail Position: +9m 900m-400m;  
 +6m Remainder

Section	Overall	800m	600m	400m	200m
Section Times	0:58.35 [6] (0:13.61)	0:44.74 [4] (0:10.54)	0:34.20 [5] (0:11.07)	0:23.13 [5] (0:11.23)	0:11.90 [5] (0:11.90)
Average Speed [km/h]	57.6	69.1	66.7	64.4	60.6
Top Speed [km/h]	69.7	70.5	67.7	65.6	63.4
Avg. Dist. to Rail [m]	8.0	2.8	4.6	6.0	6.0
Avg. Stride Freq. [Hz]	2.3	2.5	2.5	2.4	2.4
Avg. Stride Length [m]	7.0	7.1	7.2	7.3	7.2



- [ ] Ranking at each section and finish
- .-.- No data available at this section
- NA No data available



Horse/Jockey Name	Synergy In Motion
Final Rank	7
Fastest Section Time (Section)	0:10.49 (800m)
Top Speed [km/h] (Section)	70.2 (800m)
Race State	Finished



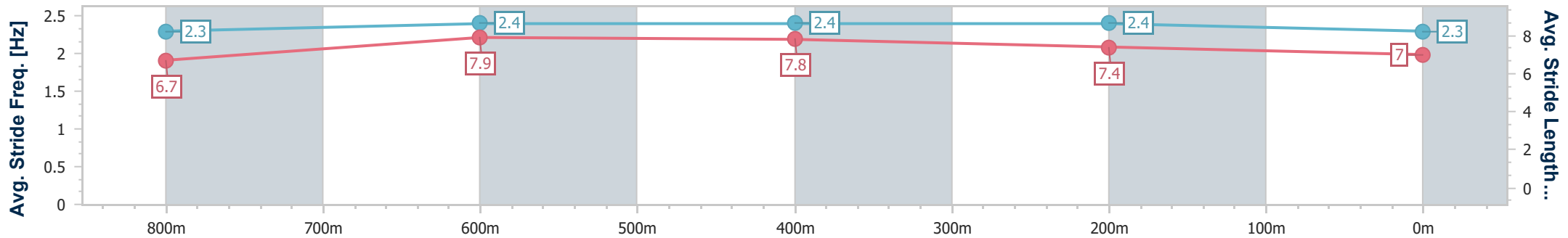
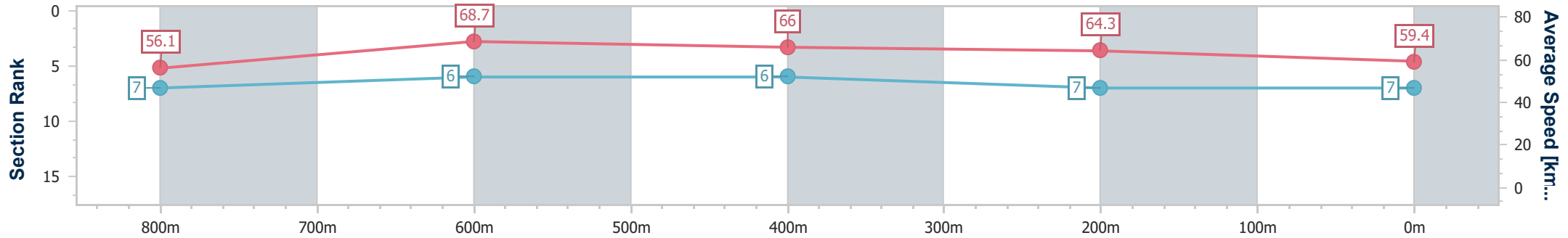
**Aquis Park Gold Coast QLD Professional**  
**Race 4: MERMAID BEACH SURF CLUB QTIS Three-Year-Old**  
**Maiden Handicap - 1015m**



22 February 2025 - 14:14

Track Rating: Soft 5, Weather: Fine, Rail Position: +9m 900m-400m;  
 +6m Remainder

Section	Overall	800m	600m	400m	200m
Section Times	0:58.71 [7] (0:13.95)	0:44.76 [7] (0:10.49)	0:34.27 [6] (0:10.92)	0:23.35 [6] (0:11.21)	0:12.14 [7] (0:12.14)
Average Speed [km/h]	56.1	68.7	66.0	64.3	59.4
Top Speed [km/h]	69.3	70.2	67.5	65.7	62.4
Avg. Dist. to Rail [m]	5.6	0.7	0.9	2.4	4.0
Avg. Stride Freq. [Hz]	2.3	2.4	2.4	2.4	2.3
Avg. Stride Length [m]	6.7	7.9	7.8	7.4	7.0



- [ ] Ranking at each section and finish
- .-.- No data available at this section
- NA No data available





Horse/Jockey Name	Bard Of Avon
Final Rank	8
Fastest Section Time (Section)	0:10.66 (800m)
Top Speed [km/h] (Section)	70.0 (800m)
Race State	Finished



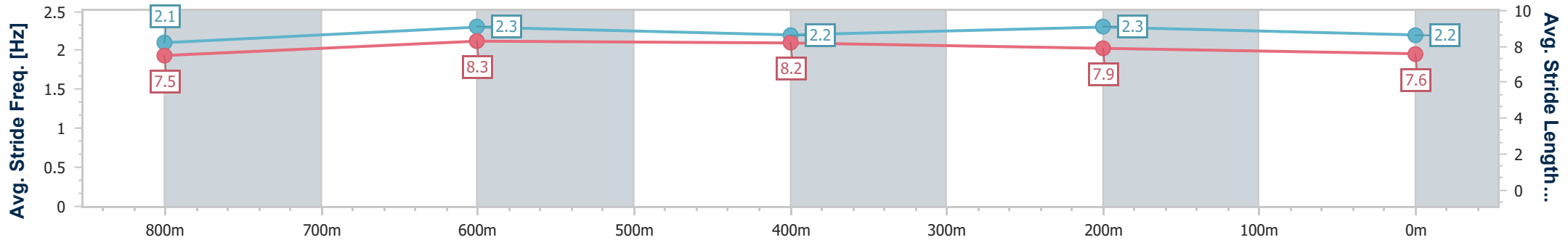
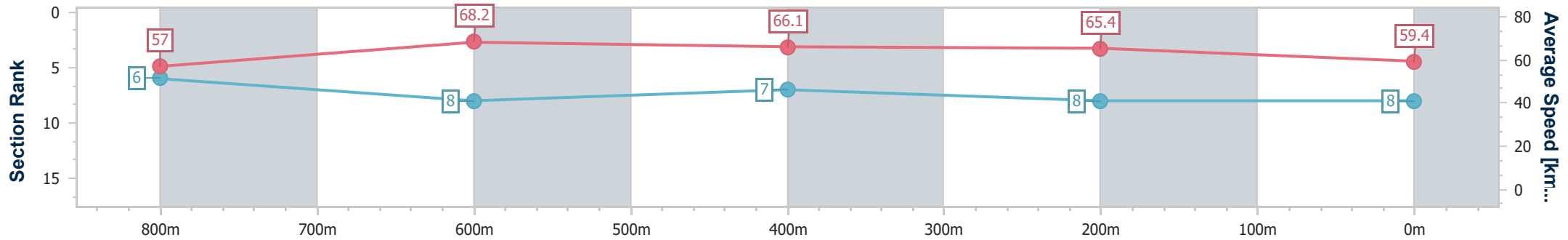
Aquis Park Gold Coast QLD Professional  
 Race 4: MERMAID BEACH SURF CLUB QTIS Three-Year-Old  
 Maiden Handicap - 1015m



22 February 2025 - 14:14

Track Rating: Soft 5, Weather: Fine, Rail Position: +9m 900m-400m;  
 +6m Remainder

Section	Overall	800m	600m	400m	200m
Section Times	0:58.71 [8] (0:13.83)	0:44.88 [6] (0:10.66)	0:34.22 [8] (0:11.01)	0:23.21 [7] (0:11.07)	0:12.14 [8] (0:12.14)
Average Speed [km/h]	57.0	68.2	66.1	65.4	59.4
Top Speed [km/h]	67.7	70.0	66.6	66.5	64.1
Avg. Dist. to Rail [m]	9.3	2.3	2.2	5.8	8.2
Avg. Stride Freq. [Hz]	2.1	2.3	2.2	2.3	2.2
Avg. Stride Length [m]	7.5	8.3	8.2	7.9	7.6



- [ ] Ranking at each section and finish
- .-.- No data available at this section
- NA No data available



Horse/Jockey Name	Party Island
Final Rank	9
Fastest Section Time (Section)	0:10.48 (800m)
Top Speed [km/h] (Section)	70.5 (800m)
Race State	Finished



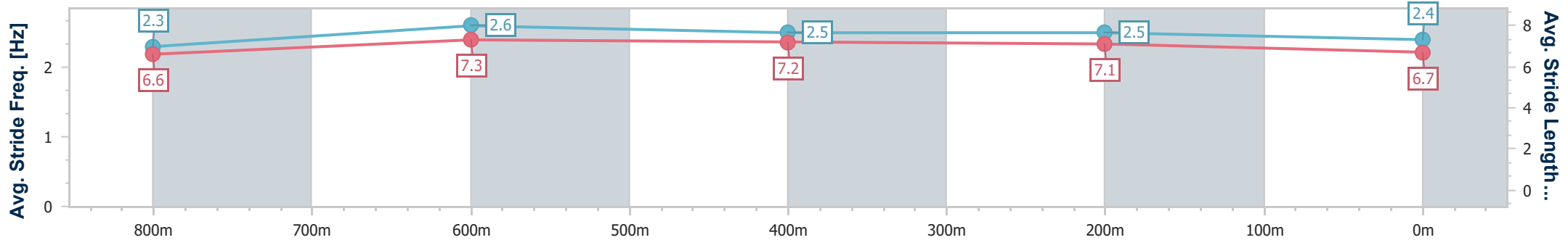
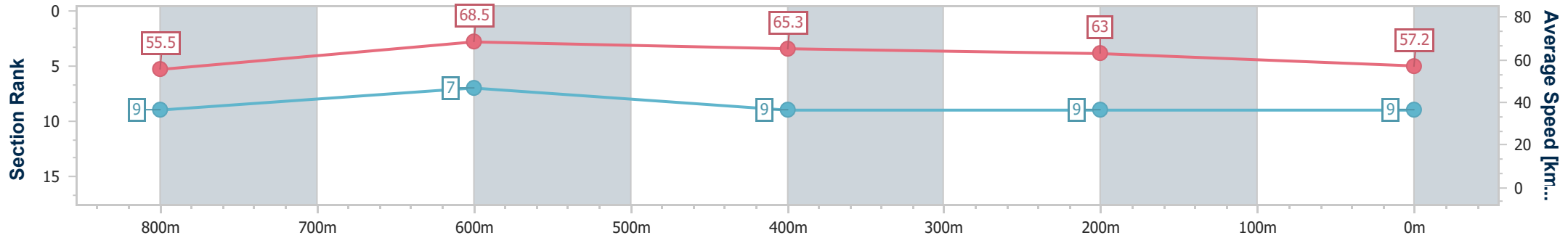
**Aquis Park Gold Coast QLD Professional**  
**Race 4: MERMAID BEACH SURF CLUB QTIS Three-Year-Old**  
**Maiden Handicap - 1015m**



22 February 2025 - 14:14

Track Rating: Soft 5, Weather: Fine, Rail Position: +9m 900m-400m;  
 +6m Remainder

Section	Overall	800m	600m	400m	200m
Section Times	0:59.64 [9] (0:13.99)	0:45.65 [9] (0:10.48)	0:35.17 [7] (0:11.13)	0:24.04 [9] (0:11.43)	0:12.61 [9] (0:12.61)
Average Speed [km/h]	55.5	68.5	65.3	63.0	57.2
Top Speed [km/h]	69.8	70.5	66.4	64.7	61.2
Avg. Dist. to Rail [m]	3.1	0.4	1.9	1.9	2.5
Avg. Stride Freq. [Hz]	2.3	2.6	2.5	2.5	2.4
Avg. Stride Length [m]	6.6	7.3	7.2	7.1	6.7



- [ ] Ranking at each section and finish
- .-.- No data available at this section
- NA No data available



Horse/Jockey Name	Cairo Queen
Final Rank	10
Fastest Section Time (Section)	0:10.78 (800m)
Top Speed [km/h] (Section)	68.3 (800m)
Race State	Finished



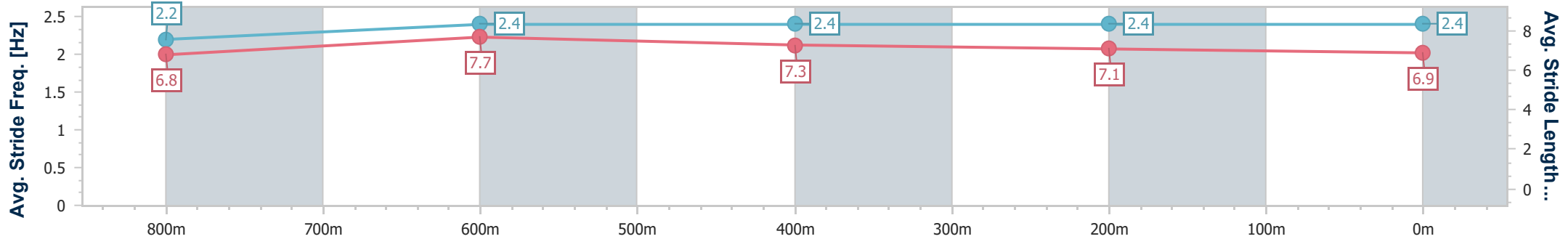
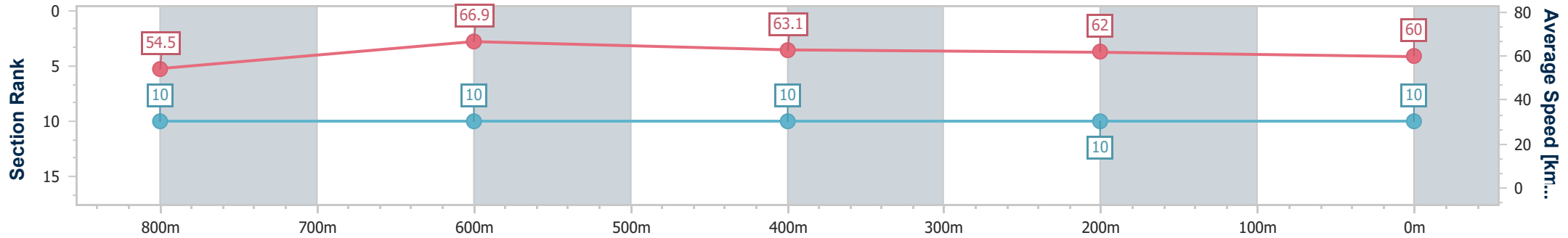
**Aquis Park Gold Coast QLD Professional**  
**Race 4: MERMAID BEACH SURF CLUB QTIS Three-Year-Old**  
**Maiden Handicap - 1015m**



22 February 2025 - 14:14

Track Rating: Soft 5, Weather: Fine, Rail Position: +9m 900m-400m;  
 +6m Remainder

Section	Overall	800m	600m	400m	200m
Section Times	1:00.09 [10] (0:14.23)	0:45.86 [10] (0:10.78)	0:35.08 [10] (0:11.43)	0:23.65 [10] (0:11.68)	0:11.97 [10] (0:11.97)
Average Speed [km/h]	54.5	66.9	63.1	62.0	60.0
Top Speed [km/h]	67.7	68.3	64.9	62.6	63.6
Avg. Dist. to Rail [m]	4.6	0.6	1.1	1.9	0.3
Avg. Stride Freq. [Hz]	2.2	2.4	2.4	2.4	2.4
Avg. Stride Length [m]	6.8	7.7	7.3	7.1	6.9



- [ ] Ranking at each section and finish
- .-.- No data available at this section
- NA No data available