



# Toowoomba QLD Professional

## Race 3: SHERRIN RENTALS Class 3 Handicap - 1625m

22 February 2025 - 18:28



Track Rating: Good 4, Weather: Windy, Rail Position: True

Section		Overall	1400m	1200m	1000m	800m	600m	400m	Last 600m				
Field Times		1:39.95 (0:14.83)	1:25.12 (0:11.28)	1:13.84 (0:12.20)	1:01.64 (0:12.45)	0:49.19 (0:12.43)	0:36.76 (0:12.33)	0:24.43 (0:12.29)	0:36.76				
Rank	TAB Horse/Jockey	Barrier	Top Speed [km/h]	Fastest Section									Distance Travelled [m]
1	3 HAYSIRI Nozi Tomizawa	2	66.0 1400m	0:11.25 1400m	1:39.95 [1] (0:15.81)	1:24.14 [8] (0:11.25)	1:12.89 [8] (0:12.22)	1:00.67 [8] (0:12.27)	0:48.40 [7] (0:12.12)	0:36.28 [7] (0:12.03)	0:24.25 [3] (0:12.11)	0:36.28	
2	7 BY BY BEAN Kenji Yoshida	6	66.6 Overall	0:11.33 1400m	1:40.21 [2] (0:14.89)	1:25.32 [2] (0:11.33)	1:13.99 [2] (0:12.09)	1:01.90 [2] (0:12.51)	0:49.39 [2] (0:12.38)	0:37.01 [2] (0:12.32)	0:24.69 [1] (0:12.31)	0:37.01	+3
3	2 DON'T DISS AROUND Jake Molloy	3	67.4 1400m	0:11.03 1400m	1:40.26 [3] (0:15.81)	1:24.45 [7] (0:11.03)	1:13.42 [6] (0:12.16)	1:01.26 [5] (0:12.29)	0:48.97 [5] (0:12.31)	0:36.66 [5] (0:12.43)	0:24.23 [6] (0:12.06)	0:36.66	-5
4	10 GULF OF SIDRA Luke Tarrant	4	66.4 Overall	0:11.43 1400m	1:40.65 [4] (0:15.12)	1:25.53 [3] (0:11.43)	1:14.10 [4] (0:12.10)	1:02.00 [3] (0:12.41)	0:49.59 [4] (0:12.37)	0:37.22 [3] (0:12.40)	0:24.82 [4] (0:12.30)	0:37.22	-4
5	8 SAINT MARTIN Gabrielle Semmens	5	66.0 Overall	0:11.32 1400m	1:40.69 [5] (0:15.39)	1:25.30 [5] (0:11.32)	1:13.98 [5] (0:12.32)	1:01.66 [6] (0:12.31)	0:49.35 [6] (0:12.26)	0:37.09 [6] (0:12.50)	0:24.59 [7] (0:12.32)	0:37.09	+2
6	11 LUNA DIVA Girish Goomany	7	66.6 Overall	0:11.48 1400m	1:40.77 [6] (0:15.57)	1:25.20 [6] (0:11.48)	1:13.72 [7] (0:12.20)	1:01.52 [7] (0:12.49)	0:49.03 [8] (0:12.52)	0:36.51 [8] (0:12.44)	0:24.07 [8] (0:12.06)	0:36.51	-2
7	1 NORTH CHANNEL Cobi Vitler	9	65.3 1400m	0:11.45 1400m	1:40.83 [7] (0:15.97)	1:24.86 [9] (0:11.45)	1:13.41 [9] (0:12.27)	1:01.14 [9] (0:12.37)	0:48.77 [9] (0:12.57)	0:36.20 [9] (0:12.25)	0:23.95 [9] (0:11.98)	0:36.20	+3
8	4 NAUGHTY WORDS Liv O'Donnell	1	66.1 Overall	0:11.28 1400m	1:41.70 [8] (0:14.83)	1:26.87 [1] (0:11.28)	1:15.59 [1] (0:12.20)	1:03.39 [1] (0:12.45)	0:50.94 [1] (0:12.43)	0:38.51 [1] (0:12.47)	0:26.04 [2] (0:12.72)	0:38.51	-6
9	12 LEGISLATE Scott Sheargold	8	69.6 Overall	0:11.31 1400m	1:42.36 [9] (0:15.17)	1:27.19 [4] (0:11.31)	1:15.88 [3] (0:12.18)	1:03.70 [4] (0:12.38)	0:51.32 [3] (0:12.41)	0:38.91 [4] (0:12.45)	0:26.46 [5] (0:12.97)	0:38.91	+2

Scratched: Romantic Thoughts (#9), Basil's Bow (#5), London Point (#6)

[ ] Ranking at each section and finish  
 -:-:- No data available at this section  
 NA No data available

SCN Saddle cloth number  
 DNF Did not finish  
 DNT Did not track



# Toowoomba QLD Professional

## Race 3: SHERRIN RENTALS Class 3 Handicap - 1625m

22 February 2025 - 18:28



Track Rating: Good 4, Weather: Windy, Rail Position: True

Section				200m				Last 600m	
Field Times				0:12.14				0:36.76	
				(0:12.14)					
Rank	TAB	Horse/Jockey	Barrier	Top Speed [km/h]	Fastest Section	Margin			Distance Travelled [m]
1	3	<b>HAYSIRI</b> Nozi Tomizawa	2	66.0 1400m	0:11.25 1400m	0:12.14 [1] (0:12.14)	1:39.95		0:36.28
2	7	<b>BY BY BEAN</b> Kenji Yoshida	6	66.6 Overall	0:11.33 1400m	0:12.38 [2] (0:12.38)	1.3L		0:37.01 +3
3	2	<b>DON'T DISS AROUND</b> Jake Molloy	3	67.4 1400m	0:11.03 1400m	0:12.17 [3] (0:12.17)	1.5L		0:36.66 -5
4	10	<b>GULF OF SIDRA</b> Luke Tarrant	4	66.4 Overall	0:11.43 1400m	0:12.52 [4] (0:12.52)	3.8L		0:37.22 -4
5	8	<b>SAINT MARTIN</b> Gabrielle Semmens	5	66.0 Overall	0:11.32 1400m	0:12.27 [6] (0:12.27)	4L		0:37.09 +2
6	11	<b>LUNA DIVA</b> Girish Goomany	7	66.6 Overall	0:11.48 1400m	0:12.01 [7] (0:12.01)	4.4L		0:36.51 -2
7	1	<b>NORTH CHANNEL</b> Cobi Vitler	9	65.3 1400m	0:11.45 1400m	0:11.97 [8] (0:11.97)	4.6L		0:36.20 +3
8	4	<b>NAUGHTY WORDS</b> Liv O'Donnell	1	66.1 Overall	0:11.28 1400m	0:13.32 [5] (0:13.32)	9.6L		0:38.51 -6
9	12	<b>LEGISLATE</b> Scott Sheargold	8	69.6 Overall	0:11.31 1400m	0:13.49 [9] (0:13.49)	13.4L		0:38.91 +2

Scratched: Romantic Thoughts (#9), Basil's Bow (#5), London Point (#6)



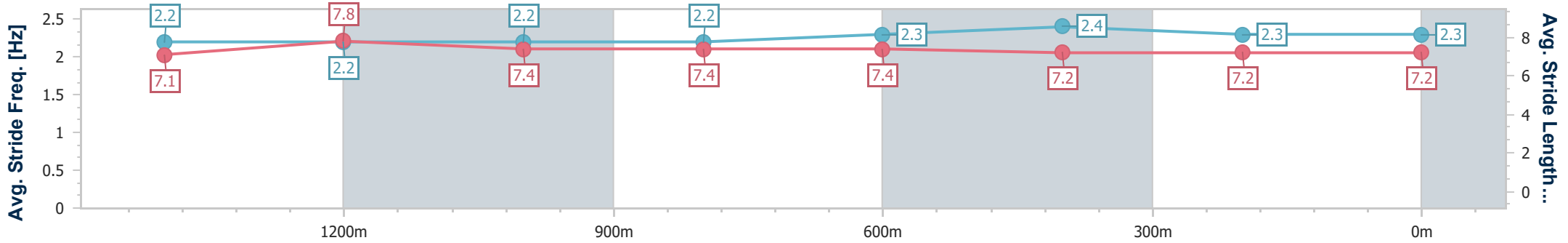
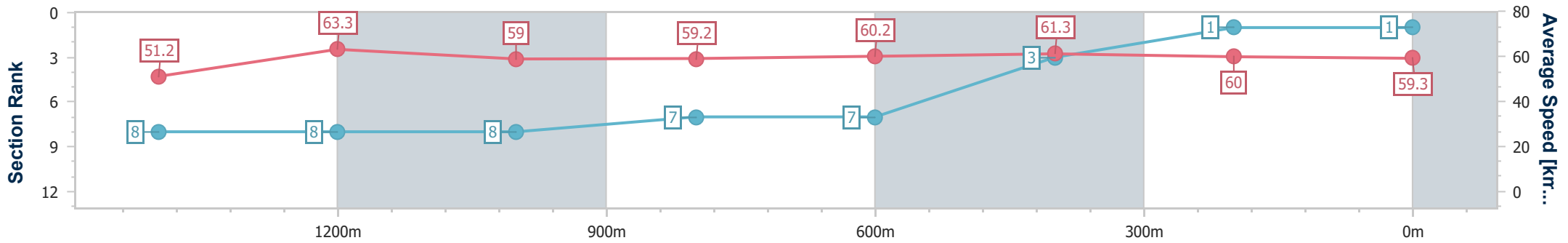
Horse/Jockey Name	Haysiri
Final Rank	1
Fastest Section Time (Section)	0:11.25 (1400m)
Top Speed [km/h] (Section)	66.0 (1400m)
Race State	Finished



Toowoomba QLD Professional  
 Race 3: SHERRIN RENTALS Class 3 Handicap - 1625m  
 22 February 2025 - 18:28  
 Track Rating: Good 4, Weather: Windy, Rail Position: True



Section	Overall	1400m	1200m	1000m	800m	600m	400m	200m
Section Times	1:39.95 [1] (0:15.81)	1:24.14 [8] (0:11.25)	1:12.89 [8] (0:12.22)	1:00.67 [8] (0:12.27)	0:48.40 [7] (0:12.12)	0:36.28 [7] (0:12.03)	0:24.25 [3] (0:12.11)	0:12.14 [1] (0:12.14)
Average Speed [km/h]	51.2	63.3	59.0	59.2	60.2	61.3	60.0	59.3
Top Speed [km/h]	65.7	66.0	60.9	60.0	64.2	64.1	61.1	60.7
Avg. Dist. to Rail [m]	2.4	2.0	1.1	2.1	4.2	4.4	3.0	2.6
Avg. Stride Freq. [Hz]	2.2	2.2	2.2	2.2	2.3	2.4	2.3	2.3
Avg. Stride Length [m]	7.1	7.8	7.4	7.4	7.4	7.2	7.2	7.2



- [ ] Ranking at each section and finish
- .-.- No data available at this section
- NA No data available



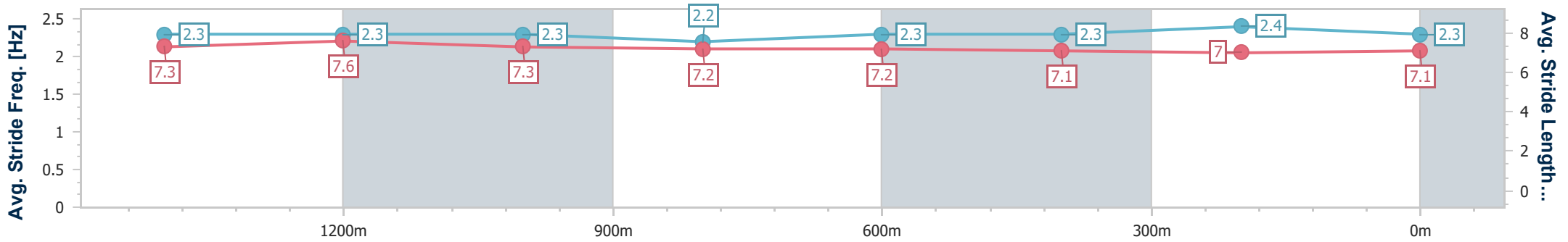
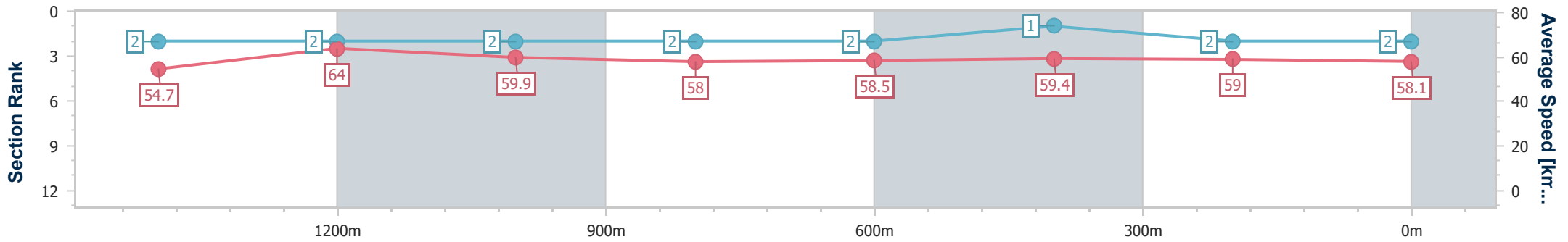
Horse/Jockey Name	By By Bean
Final Rank	2
Fastest Section Time (Section)	0:11.33 (1400m)
Top Speed [km/h] (Section)	66.6 (Overall)
Race State	Finished



Toowoomba QLD Professional  
 Race 3: SHERRIN RENTALS Class 3 Handicap - 1625m  
 22 February 2025 - 18:28  
 Track Rating: Good 4, Weather: Windy, Rail Position: True



Section	Overall	1400m	1200m	1000m	800m	600m	400m	200m
Section Times	1:40.21 [2] (0:14.89)	1:25.32 [2] (0:11.33)	1:13.99 [2] (0:12.09)	1:01.90 [2] (0:12.51)	0:49.39 [2] (0:12.38)	0:37.01 [2] (0:12.32)	0:24.69 [1] (0:12.31)	0:12.38 [2] (0:12.38)
Average Speed [km/h]	54.7	64.0	59.9	58.0	58.5	59.4	59.0	58.1
Top Speed [km/h]	66.6	66.4	61.9	58.7	59.6	60.6	59.7	59.1
Avg. Dist. to Rail [m]	5.0	1.1	2.2	1.5	3.0	2.8	2.5	2.1
Avg. Stride Freq. [Hz]	2.3	2.3	2.3	2.2	2.3	2.3	2.4	2.3
Avg. Stride Length [m]	7.3	7.6	7.3	7.2	7.2	7.1	7.0	7.1



- [ ] Ranking at each section and finish
- .-.- No data available at this section
- NA No data available



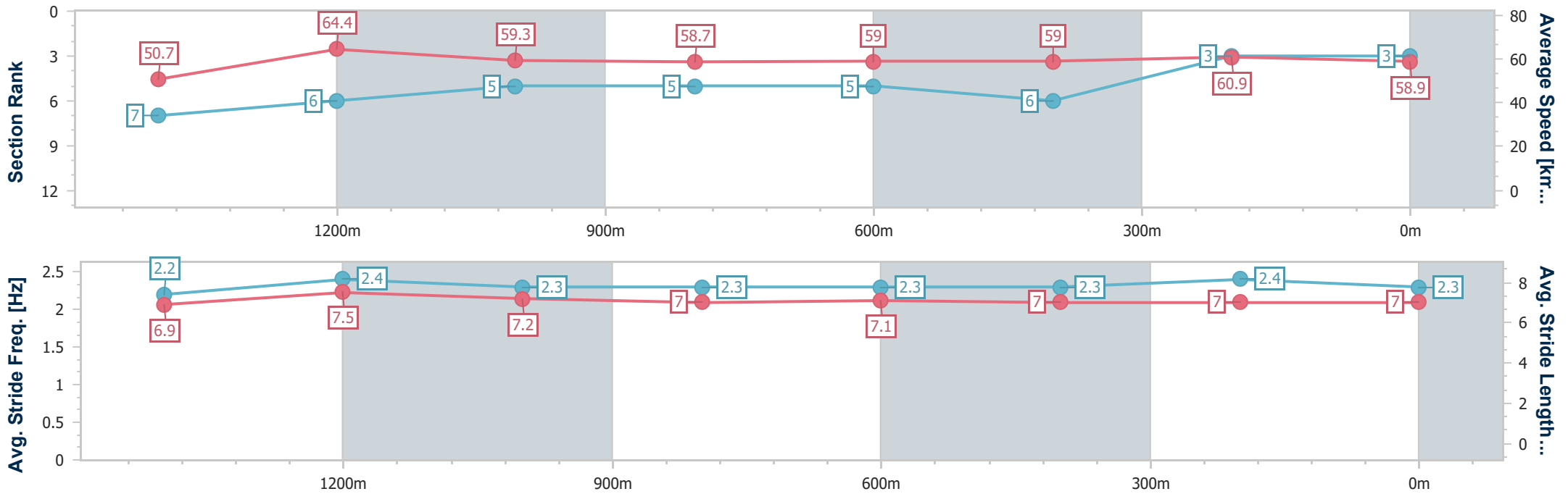
Horse/Jockey Name	Don't Diss Around
Final Rank	3
Fastest Section Time (Section)	0:11.03 (1400m)
Top Speed [km/h] (Section)	67.4 (1400m)
Race State	Finished



Toowoomba QLD Professional  
 Race 3: SHERRIN RENTALS Class 3 Handicap - 1625m  
 22 February 2025 - 18:28  
 Track Rating: Good 4, Weather: Windy, Rail Position: True



Section	Overall	1400m	1200m	1000m	800m	600m	400m	200m
Section Times	1:40.26 [3] (0:15.81)	1:24.45 [7] (0:11.03)	1:13.42 [6] (0:12.16)	1:01.26 [5] (0:12.29)	0:48.97 [5] (0:12.31)	0:36.66 [5] (0:12.43)	0:24.23 [6] (0:12.06)	0:12.17 [3] (0:12.17)
Average Speed [km/h]	50.7	64.4	59.3	58.7	59.0	59.0	60.9	58.9
Top Speed [km/h]	66.7	67.4	60.7	60.7	60.9	60.3	62.1	61.3
Avg. Dist. to Rail [m]	3.4	2.7	1.4	1.1	2.9	3.4	4.7	6.3
Avg. Stride Freq. [Hz]	2.2	2.4	2.3	2.3	2.3	2.3	2.4	2.3
Avg. Stride Length [m]	6.9	7.5	7.2	7.0	7.1	7.0	7.0	7.0



- [ ] Ranking at each section and finish
- .-.- No data available at this section
- NA No data available



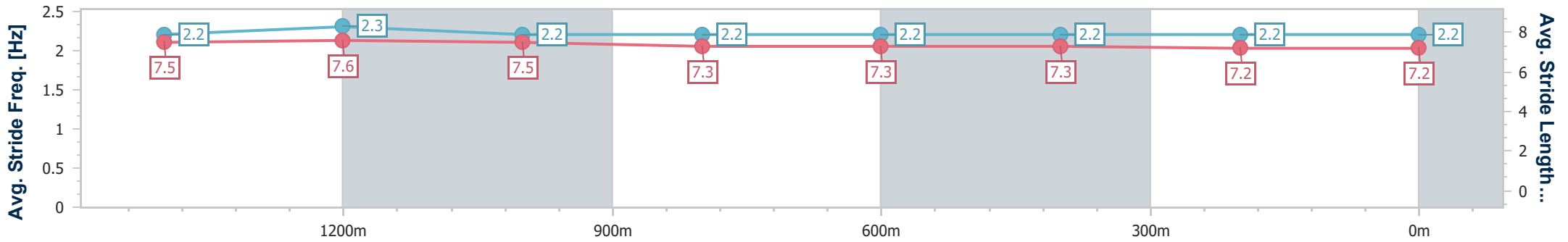
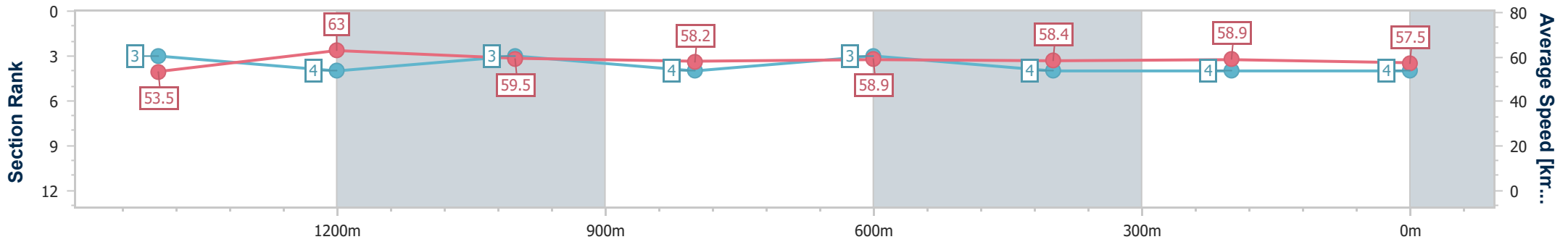
Horse/Jockey Name	Gulf Of Sidra
Final Rank	4
Fastest Section Time (Section)	0:11.43 (1400m)
Top Speed [km/h] (Section)	66.4 (Overall)
Race State	Finished



Toowoomba QLD Professional  
 Race 3: SHERRIN RENTALS Class 3 Handicap - 1625m  
 22 February 2025 - 18:28  
 Track Rating: Good 4, Weather: Windy, Rail Position: True



Section	Overall	1400m	1200m	1000m	800m	600m	400m	200m
Section Times	1:40.65 [4] (0:15.12)	1:25.53 [3] (0:11.43)	1:14.10 [4] (0:12.10)	1:02.00 [3] (0:12.41)	0:49.59 [4] (0:12.37)	0:37.22 [3] (0:12.40)	0:24.82 [4] (0:12.30)	0:12.52 [4] (0:12.52)
Average Speed [km/h]	53.5	63.0	59.5	58.2	58.9	58.4	58.9	57.5
Top Speed [km/h]	66.4	65.9	61.3	59.2	59.5	59.0	61.3	59.2
Avg. Dist. to Rail [m]	2.8	0.5	1.3	1.5	2.0	1.3	1.9	3.1
Avg. Stride Freq. [Hz]	2.2	2.3	2.2	2.2	2.2	2.2	2.2	2.2
Avg. Stride Length [m]	7.5	7.6	7.5	7.3	7.3	7.3	7.2	7.2



- [ ] Ranking at each section and finish
- .-.- No data available at this section
- NA No data available



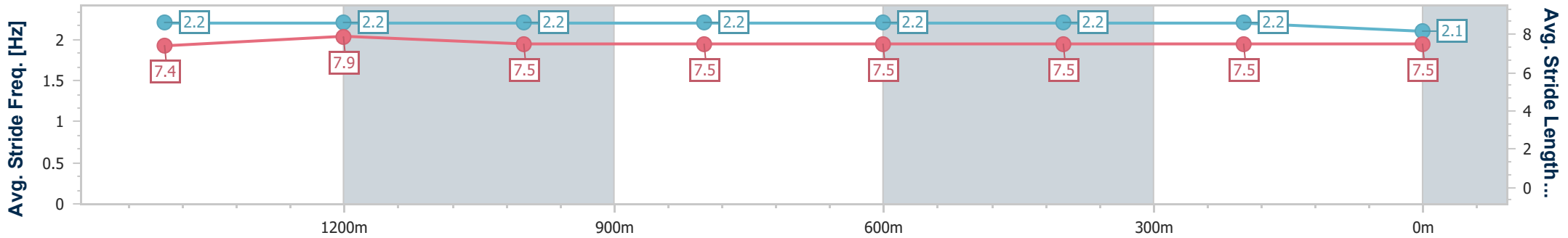
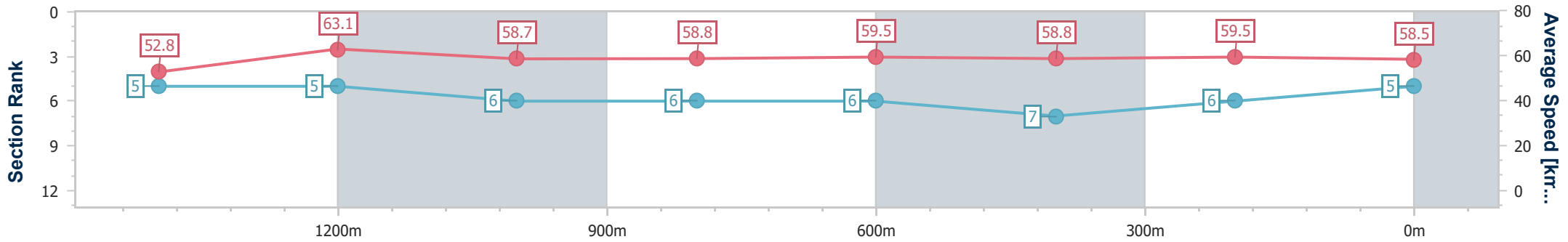
Horse/Jockey Name	Saint Martin
Final Rank	5
Fastest Section Time (Section)	0:11.32 (1400m)
Top Speed [km/h] (Section)	66.0 (Overall)
Race State	Finished



Toowoomba QLD Professional  
 Race 3: SHERRIN RENTALS Class 3 Handicap - 1625m  
 22 February 2025 - 18:28  
 Track Rating: Good 4, Weather: Windy, Rail Position: True



Section	Overall	1400m	1200m	1000m	800m	600m	400m	200m
Section Times	1:40.69 [5] (0:15.39)	1:25.30 [5] (0:11.32)	1:13.98 [5] (0:12.32)	1:01.66 [6] (0:12.31)	0:49.35 [6] (0:12.26)	0:37.09 [6] (0:12.50)	0:24.59 [7] (0:12.32)	0:12.27 [6] (0:12.27)
Average Speed [km/h]	52.8	63.1	58.7	58.8	59.5	58.8	59.5	58.5
Top Speed [km/h]	66.0	65.9	60.4	59.9	60.9	59.8	60.3	59.7
Avg. Dist. to Rail [m]	3.1	1.3	1.2	1.6	4.0	4.1	4.8	5.2
Avg. Stride Freq. [Hz]	2.2	2.2	2.2	2.2	2.2	2.2	2.2	2.1
Avg. Stride Length [m]	7.4	7.9	7.5	7.5	7.5	7.5	7.5	7.5



- [ ] Ranking at each section and finish
- .-.- No data available at this section
- NA No data available



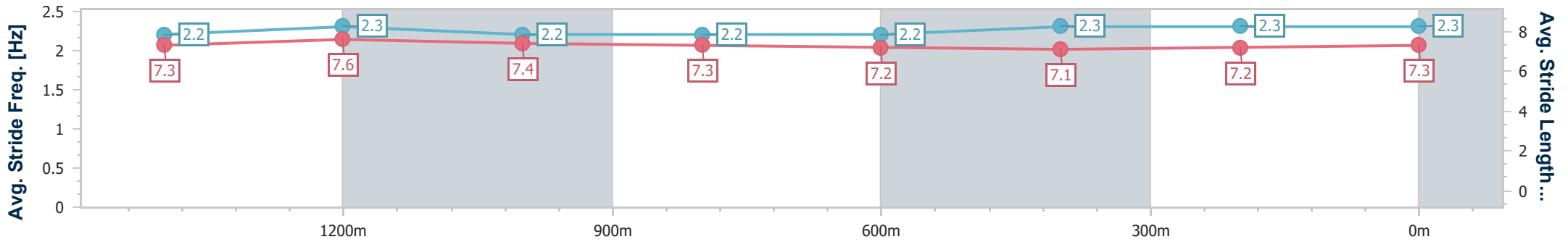
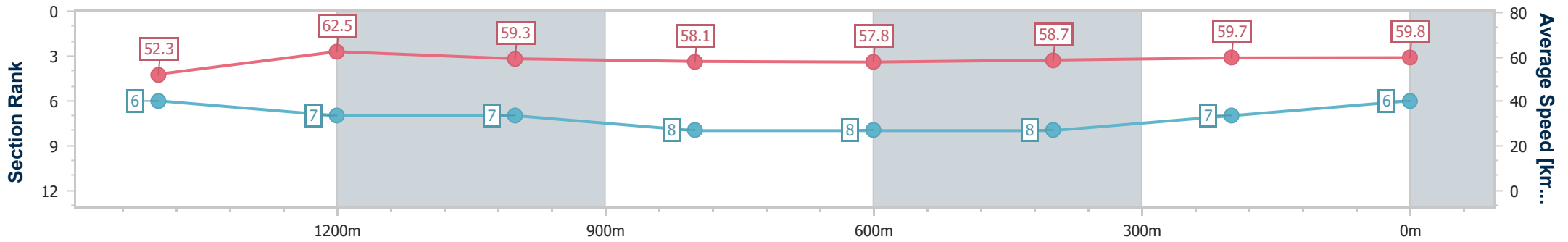
Horse/Jockey Name	Luna Diva
Final Rank	6
Fastest Section Time (Section)	0:11.48 (1400m)
Top Speed [km/h] (Section)	66.6 (Overall)
Race State	Finished



Toowoomba QLD Professional  
 Race 3: SHERRIN RENTALS Class 3 Handicap - 1625m  
 22 February 2025 - 18:28  
 Track Rating: Good 4, Weather: Windy, Rail Position: True



Section	Overall	1400m	1200m	1000m	800m	600m	400m	200m
Section Times	1:40.77 [6] (0:15.57)	1:25.20 [6] (0:11.48)	1:13.72 [7] (0:12.20)	1:01.52 [7] (0:12.49)	0:49.03 [8] (0:12.52)	0:36.51 [8] (0:12.44)	0:24.07 [8] (0:12.06)	0:12.01 [7] (0:12.01)
Average Speed [km/h]	52.3	62.5	59.3	58.1	57.8	58.7	59.7	59.8
Top Speed [km/h]	66.6	66.0	60.0	59.2	59.6	59.5	61.0	60.5
Avg. Dist. to Rail [m]	4.7	0.8	1.8	2.3	2.3	1.9	0.5	1.9
Avg. Stride Freq. [Hz]	2.2	2.3	2.2	2.2	2.2	2.3	2.3	2.3
Avg. Stride Length [m]	7.3	7.6	7.4	7.3	7.2	7.1	7.2	7.3



- [ ] Ranking at each section and finish
- .-.- No data available at this section
- NA No data available





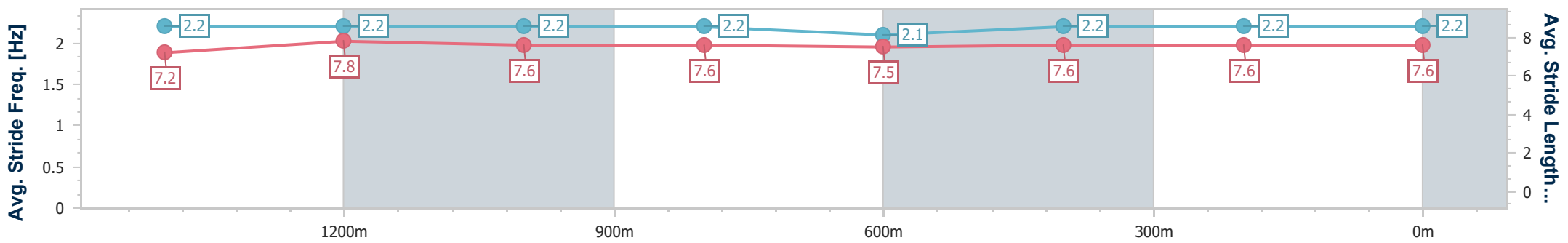
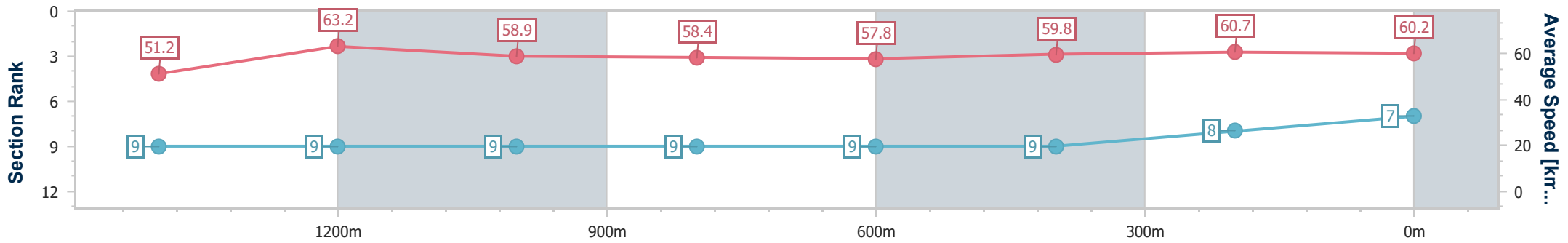
Horse/Jockey Name	North Channel
Final Rank	7
Fastest Section Time (Section)	0:11.45 (1400m)
Top Speed [km/h] (Section)	65.3 (1400m)
Race State	Finished



Toowoomba QLD Professional  
 Race 3: SHERRIN RENTALS Class 3 Handicap - 1625m  
 22 February 2025 - 18:28  
 Track Rating: Good 4, Weather: Windy, Rail Position: True



Section	Overall	1400m	1200m	1000m	800m	600m	400m	200m
Section Times	1:40.83 [7] (0:15.97)	1:24.86 [9] (0:11.45)	1:13.41 [9] (0:12.27)	1:01.14 [9] (0:12.37)	0:48.77 [9] (0:12.57)	0:36.20 [9] (0:12.25)	0:23.95 [9] (0:11.98)	0:11.97 [8] (0:11.97)
Average Speed [km/h]	51.2	63.2	58.9	58.4	57.8	59.8	60.7	60.2
Top Speed [km/h]	65.2	65.3	60.5	59.5	59.4	60.4	62.6	60.7
Avg. Dist. to Rail [m]	6.8	1.0	2.4	1.3	3.1	3.1	3.9	3.5
Avg. Stride Freq. [Hz]	2.2	2.2	2.2	2.2	2.1	2.2	2.2	2.2
Avg. Stride Length [m]	7.2	7.8	7.6	7.6	7.5	7.6	7.6	7.6



- [ ] Ranking at each section and finish
- .-.- No data available at this section
- NA No data available



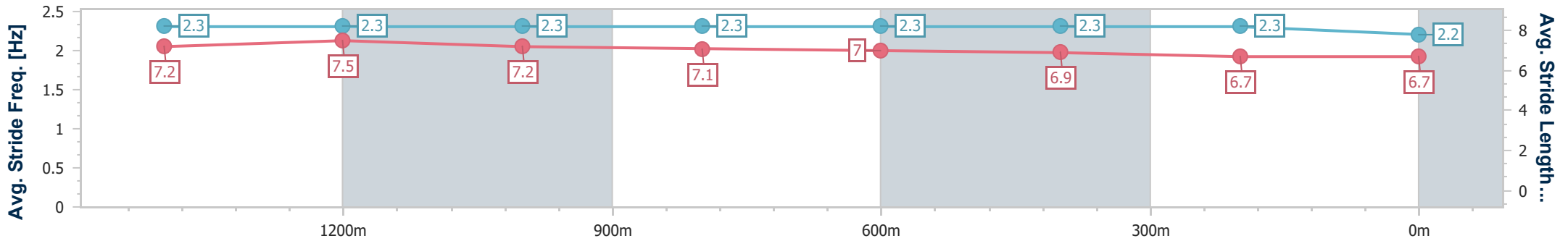
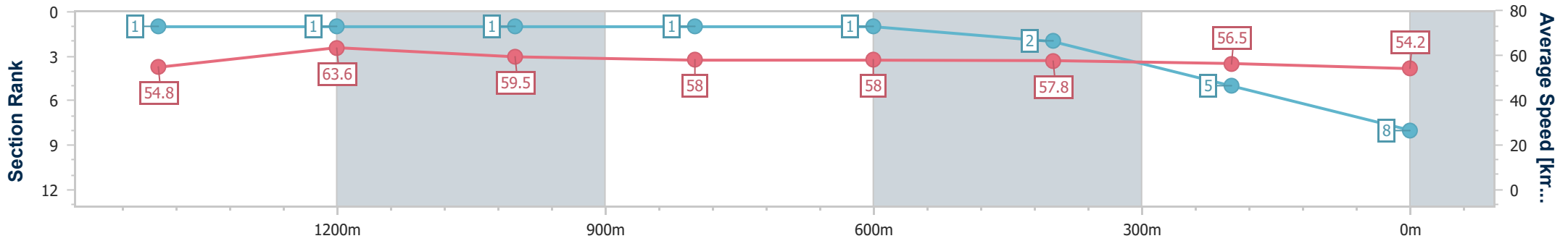
Horse/Jockey Name	Naughty Words
Final Rank	8
Fastest Section Time (Section)	0:11.28 (1400m)
Top Speed [km/h] (Section)	66.1 (Overall)
Race State	Finished



Toowoomba QLD Professional  
 Race 3: SHERRIN RENTALS Class 3 Handicap - 1625m  
 22 February 2025 - 18:28  
 Track Rating: Good 4, Weather: Windy, Rail Position: True



Section	Overall	1400m	1200m	1000m	800m	600m	400m	200m
Section Times	1:41.70 [8] (0:14.83)	1:26.87 [1] (0:11.28)	1:15.59 [1] (0:12.20)	1:03.39 [1] (0:12.45)	0:50.94 [1] (0:12.43)	0:38.51 [1] (0:12.47)	0:26.04 [2] (0:12.72)	0:13.32 [5] (0:13.32)
Average Speed [km/h]	54.8	63.6	59.5	58.0	58.0	57.8	56.5	54.2
Top Speed [km/h]	66.1	65.9	61.3	59.0	58.8	59.3	57.4	55.5
Avg. Dist. to Rail [m]	2.4	0.9	2.5	1.6	1.1	0.4	0.4	0.4
Avg. Stride Freq. [Hz]	2.3	2.3	2.3	2.3	2.3	2.3	2.3	2.2
Avg. Stride Length [m]	7.2	7.5	7.2	7.1	7.0	6.9	6.7	6.7



- [ ] Ranking at each section and finish
- .-.-.- No data available at this section
- NA No data available



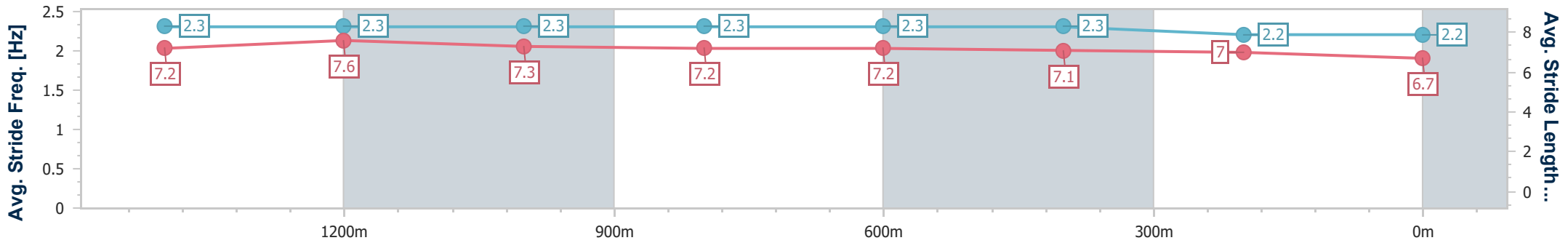
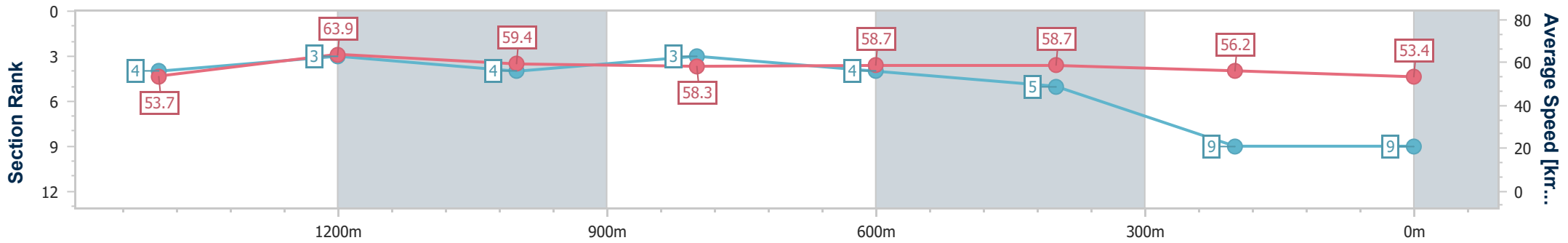
Horse/Jockey Name	Legislate
Final Rank	9
Fastest Section Time (Section)	0:11.31 (1400m)
Top Speed [km/h] (Section)	69.6 (Overall)
Race State	Finished



Toowoomba QLD Professional  
 Race 3: SHERRIN RENTALS Class 3 Handicap - 1625m  
 22 February 2025 - 18:28  
 Track Rating: Good 4, Weather: Windy, Rail Position: True



Section	Overall	1400m	1200m	1000m	800m	600m	400m	200m
Section Times	1:42.36 [9] (0:15.17)	1:27.19 [4] (0:11.31)	1:15.88 [3] (0:12.18)	1:03.70 [4] (0:12.38)	0:51.32 [3] (0:12.41)	0:38.91 [4] (0:12.45)	0:26.46 [5] (0:12.97)	0:13.49 [9] (0:13.49)
Average Speed [km/h]	53.7	63.9	59.4	58.3	58.7	58.7	56.2	53.4
Top Speed [km/h]	69.6	69.4	62.8	59.8	59.7	59.7	57.5	56.1
Avg. Dist. to Rail [m]	4.8	1.1	2.6	1.6	3.2	3.0	2.5	3.3
Avg. Stride Freq. [Hz]	2.3	2.3	2.3	2.3	2.3	2.3	2.2	2.2
Avg. Stride Length [m]	7.2	7.6	7.3	7.2	7.2	7.1	7.0	6.7



- [ ] Ranking at each section and finish
- .-.- No data available at this section
- NA No data available