



# Toowoomba QLD Professional

## Race 4: SHEPPARD EARTHMOVING BENCHMARK 58 Handicap - 1890m

22 February 2025 - 19:03



Track Rating: Good 4, Weather: Windy, Rail Position: True

Section		Overall	1600m	1400m	1200m	1000m	800m	600m	Last 600m				
Field Times		1:58.88 (0:21.28)	1:37.60 (0:11.01)	1:26.59 (0:11.80)	1:14.79 (0:12.35)	1:02.44 (0:12.66)	0:49.78 (0:12.61)	0:37.17 (0:12.56)	0:37.17				
Rank	TAB Horse/Jockey	Barrier	Top Speed [km/h]	Fastest Section									Distance Travelled [m]
1	9 LUPINE Kelsey Lenton	10	67.4 1400m	0:11.14 1600m	1:58.88 [1] (0:21.84)	1:37.04 [3] (0:11.14)	1:25.90 [2] (0:11.39)	1:14.51 [2] (0:12.09)	1:02.42 [2] (0:12.64)	0:49.78 [1] (0:12.61)	0:37.17 [1] (0:12.56)	0:37.17	
2	2 MEDICAL AUTOCRAT Dan McGillivray	6	66.7 1600m	0:11.27 1600m	1:59.36 [2] (0:21.80)	1:37.56 [2] (0:11.27)	1:26.29 [3] (0:11.47)	1:14.82 [3] (0:12.26)	1:02.56 [3] (0:12.66)	0:49.90 [3] (0:12.55)	0:37.35 [2] (0:12.65)	0:37.35	+2
3	6 BILPA MOREA Hannah Richardson	3	65.6 1600m	0:11.32 1600m	1:59.97 [3] (0:22.33)	1:37.64 [6] (0:11.32)	1:26.32 [6] (0:11.47)	1:14.85 [6] (0:12.23)	1:02.62 [6] (0:12.65)	0:49.97 [5] (0:12.39)	0:37.58 [4] (0:12.25)	0:37.58	+4
4	8 DEL CAMPO Kenji Yoshida	2	65.5 1600m	0:11.34 1600m	2:00.85 [4] (0:22.01)	1:38.84 [5] (0:11.34)	1:27.50 [4] (0:11.59)	1:15.91 [4] (0:12.16)	1:03.75 [4] (0:12.72)	0:51.03 [4] (0:12.52)	0:38.51 [3] (0:12.62)	0:38.51	-3
5	10 MAKE HASTE Luke Tarrant	7	64.8 1400m	0:11.37 1600m	2:00.91 [5] (0:22.61)	1:38.30 [8] (0:11.37)	1:26.93 [8] (0:11.50)	1:15.43 [8] (0:12.16)	1:03.27 [8] (0:12.64)	0:50.63 [8] (0:12.33)	0:38.30 [6] (0:12.60)	0:38.30	-2
6	7 MIKKI EIGHT Jake Molloy	4	65.9 1600m	0:11.34 1600m	2:01.52 [6] (0:22.36)	1:39.16 [7] (0:11.34)	1:27.82 [7] (0:11.60)	1:16.22 [7] (0:12.20)	1:04.02 [7] (0:12.74)	0:51.28 [7] (0:12.50)	0:38.78 [7] (0:12.79)	0:38.78	-5
7	3 SPOKE TO RAJIV Gabrielle Semmens	8	67.1 1600m	0:11.01 1600m	2:05.56 [7] (0:21.28)	1:44.28 [1] (0:11.01)	1:33.27 [1] (0:11.80)	1:21.47 [1] (0:12.35)	1:09.12 [1] (0:12.76)	0:56.36 [2] (0:13.33)	0:43.03 [5] (0:14.13)	0:43.03	-7
8	4 DECARBONISE Justin Stanley	1	64.0 1600m	0:11.38 1600m	2:06.00 [8] (0:21.99)	1:44.01 [4] (0:11.38)	1:32.63 [5] (0:11.66)	1:20.97 [5] (0:12.23)	1:08.74 [5] (0:12.76)	0:55.98 [6] (0:12.84)	0:43.14 [8] (0:13.22)	0:43.14	-8

Scratched: Drop The Pilot (#5), Lucky Exchange (#1)

[ ] Ranking at each section and finish  
 -:-:- No data available at this section  
 NA No data available

SCN Saddle cloth number  
 DNF Did not finish  
 DNT Did not track



# Toowoomba QLD Professional

## Race 4: SHEPPARD EARTHMOVING BENCHMARK 58 Handicap - 1890m

22 February 2025 - 19:03



Track Rating: Good 4, Weather: Windy, Rail Position: True

Section							400m	200m			Last 600m
Field Times							0:24.61 (0:12.38)	0:12.23 (0:12.23)			0:37.17
Rank	TAB	Horse/Jockey	Barrier	Top Speed [km/h]	Fastest Section			Margin			Distance Travelled [m]
1	9	LUPINE Kelsey Lenton	10	67.4 1400m	0:11.14 1600m	0:24.61 [1] (0:12.38)	0:12.23 [1] (0:12.23)	1:58.88			0:37.17
2	2	MEDICAL AUTOCRAT Dan McGillivray	6	66.7 1600m	0:11.27 1600m	0:24.70 [3] (0:12.38)	0:12.32 [2] (0:12.32)	2.8L			0:37.35 +2
3	6	BILPA MOREA Hannah Richardson	3	65.6 1600m	0:11.32 1600m	0:25.33 [2] (0:12.51)	0:12.82 [3] (0:12.82)	6.3L			0:37.58 +4
4	8	DEL CAMPO Kenji Yoshida	2	65.5 1600m	0:11.34 1600m	0:25.89 [4] (0:12.76)	0:13.13 [4] (0:13.13)	11.3L			0:38.51 -3
5	10	MAKE HASTE Luke Tarrant	7	64.8 1400m	0:11.37 1600m	0:25.70 [5] (0:12.71)	0:12.99 [5] (0:12.99)	11.5L			0:38.30 -2
6	7	MIKKI EIGHT Jake Molloy	4	65.9 1600m	0:11.34 1600m	0:25.99 [6] (0:12.85)	0:13.14 [6] (0:13.14)	15L			0:38.78 -5
7	3	SPOKE TO RAJIV Gabrielle Semmens	8	67.1 1600m	0:11.01 1600m	0:28.90 [8] (0:14.41)	0:14.49 [8] (0:14.49)	38.8L			0:43.03 -7
8	4	DECARBONISE Justin Stanley	1	64.0 1600m	0:11.38 1600m	0:29.92 [7] (0:14.10)	0:15.82 [7] (0:15.82)	41.3L			0:43.14 -8

Scratched: Drop The Pilot (#5), Lucky Exchange (#1)

[ ] Ranking at each section and finish  
 -:-:- No data available at this section  
 NA No data available

SCN Saddle cloth number  
 DNF Did not finish  
 DNT Did not track



Horse/Jockey Name	Lupine
Final Rank	1
Fastest Section Time (Section)	0:11.14 (1600m)
Top Speed [km/h] (Section)	67.4 (1400m)
Race State	Finished



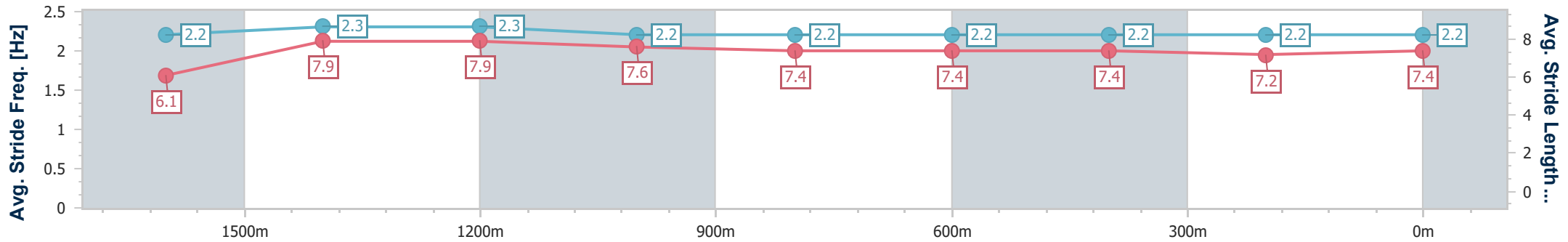
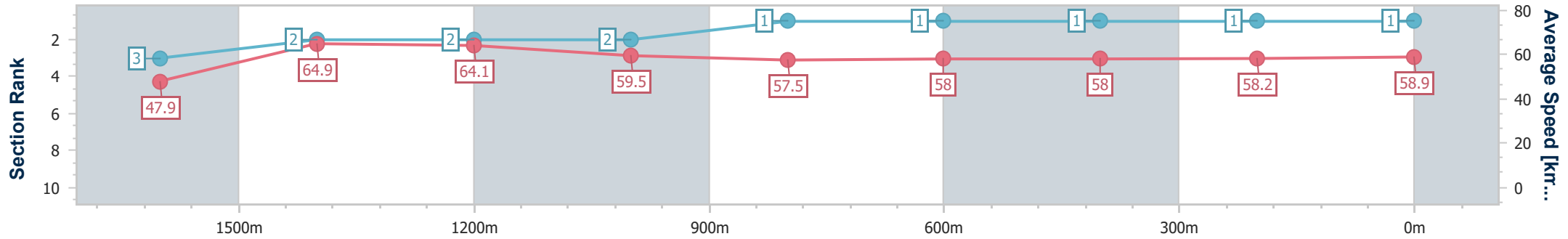
Toowoomba QLD Professional  
 Race 4: SHEPPARD EARTHMOVING BENCHMARK 58 Handicap  
 - 1890m



22 February 2025 - 19:03

Track Rating: Good 4, Weather: Windy, Rail Position: True

Section	Overall	1600m	1400m	1200m	1000m	800m	600m	400m	200m
Section Times	1:58.88 [1] (0:21.84)	1:37.04 [3] (0:11.14)	1:25.90 [2] (0:11.39)	1:14.51 [2] (0:12.09)	1:02.42 [2] (0:12.64)	0:49.78 [1] (0:12.61)	0:37.17 [1] (0:12.56)	0:24.61 [1] (0:12.38)	0:12.23 [1] (0:12.23)
Average Speed [km/h]	47.9	64.9	64.1	59.5	57.5	58.0	58.0	58.2	58.9
Top Speed [km/h]	64.1	67.4	67.4	61.4	58.4	58.8	59.1	59.2	59.2
Avg. Dist. to Rail [m]	7.0	1.0	2.4	3.5	2.9	3.9	2.8	1.1	1.0
Avg. Stride Freq. [Hz]	2.2	2.3	2.3	2.2	2.2	2.2	2.2	2.2	2.2
Avg. Stride Length [m]	6.1	7.9	7.9	7.6	7.4	7.4	7.4	7.2	7.4



- [ ] Ranking at each section and finish
- .-.- No data available at this section
- NA No data available



Horse/Jockey Name	Medical Autocrat
Final Rank	2
Fastest Section Time (Section)	0:11.27 (1600m)
Top Speed [km/h] (Section)	66.7 (1600m)
Race State	Finished



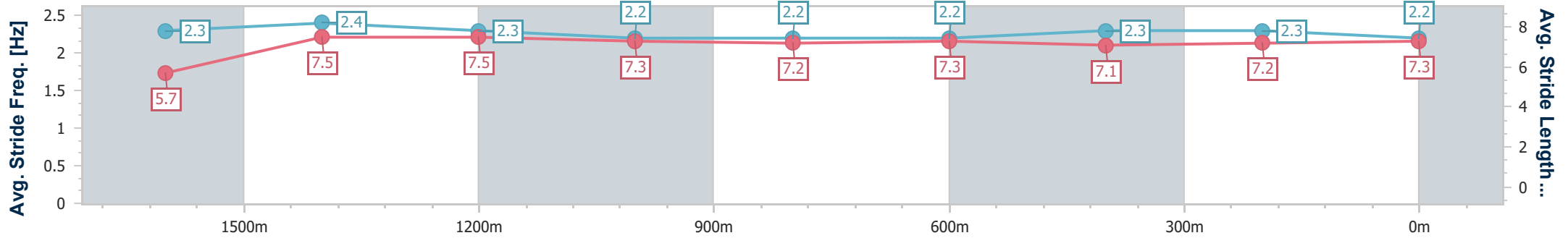
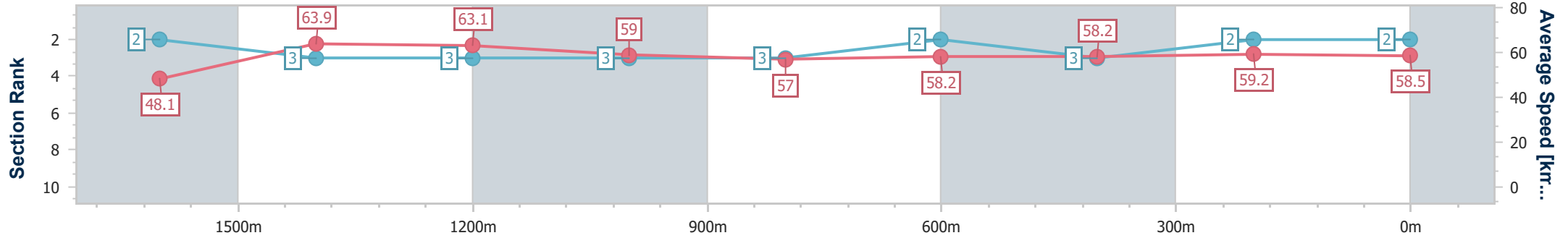
Toowoomba QLD Professional  
 Race 4: SHEPPARD EARTHMOVING BENCHMARK 58 Handicap  
 - 1890m



22 February 2025 - 19:03

Track Rating: Good 4, Weather: Windy, Rail Position: True

Section	Overall	1600m	1400m	1200m	1000m	800m	600m	400m	200m			
Section Times	1:59.36 [2] (0:21.80)	1:37.56 [2] (0:11.27)	1:26.29 [3] (0:11.47)	1:14.82 [3] (0:12.26)	1:02.56 [3] (0:12.66)	0:49.90 [3] (0:12.55)	0:37.35 [2] (0:12.65)	0:24.70 [3] (0:12.38)	0:12.32 [2] (0:12.32)			
Average Speed [km/h]	48.1	63.9	63.1	59.0	57.0	58.2	58.2	59.2	58.5			
Top Speed [km/h]	64.9	66.7	66.4	62.1	57.7	59.1	59.2	59.9	59.5			
Avg. Dist. to Rail [m]	6.8	0.6	1.2	1.9	1.3	4.4	4.5	4.9	5.7			
Avg. Stride Freq. [Hz]	2.3	2.4	2.3	2.2	2.2	2.2	2.3	2.3	2.2			
Avg. Stride Length [m]	5.7	7.5	7.5	7.3	7.2	7.3	7.1	7.2	7.3			



- [ ] Ranking at each section and finish
- .-.- No data available at this section
- NA No data available



Horse/Jockey Name	Bilpa Morea
Final Rank	3
Fastest Section Time (Section)	0:11.32 (1600m)
Top Speed [km/h] (Section)	65.6 (1600m)
Race State	Finished



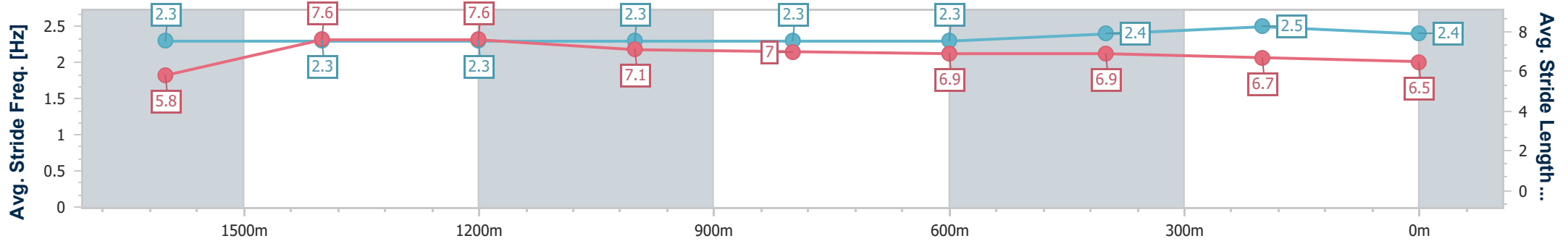
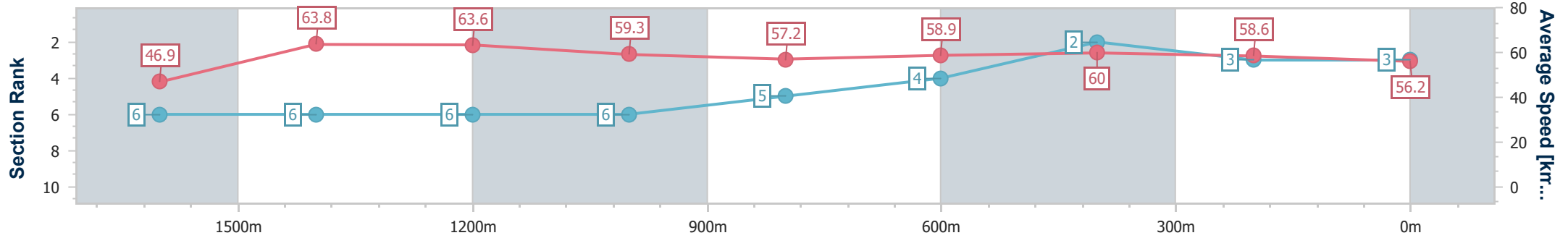
Toowoomba QLD Professional  
 Race 4: SHEPPARD EARTHMOVING BENCHMARK 58 Handicap  
 - 1890m



22 February 2025 - 19:03

Track Rating: Good 4, Weather: Windy, Rail Position: True

Section	Overall	1600m	1400m	1200m	1000m	800m	600m	400m	200m
Section Times	1:59.97 [3] (0:22.33)	1:37.64 [6] (0:11.32)	1:26.32 [6] (0:11.47)	1:14.85 [6] (0:12.23)	1:02.62 [6] (0:12.65)	0:49.97 [5] (0:12.39)	0:37.58 [4] (0:12.25)	0:25.33 [2] (0:12.51)	0:12.82 [3] (0:12.82)
Average Speed [km/h]	46.9	63.8	63.6	59.3	57.2	58.9	60.0	58.6	56.2
Top Speed [km/h]	63.0	65.6	65.6	62.3	58.2	60.5	60.7	60.4	57.3
Avg. Dist. to Rail [m]	5.7	0.9	2.7	3.3	1.8	4.1	4.0	6.2	6.2
Avg. Stride Freq. [Hz]	2.3	2.3	2.3	2.3	2.3	2.3	2.4	2.5	2.4
Avg. Stride Length [m]	5.8	7.6	7.6	7.1	7.0	6.9	6.9	6.7	6.5



- [ ] Ranking at each section and finish
- .-.- No data available at this section
- NA No data available



Horse/Jockey Name	Del Campo
Final Rank	4
Fastest Section Time (Section)	0:11.34 (1600m)
Top Speed [km/h] (Section)	65.5 (1600m)
Race State	Finished



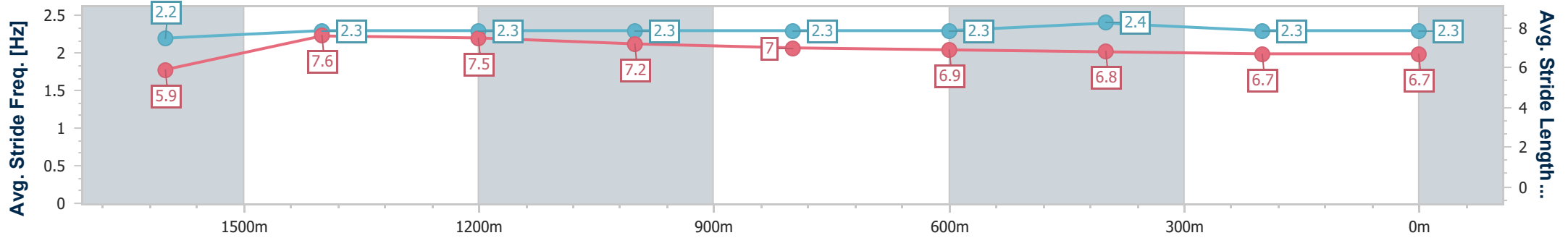
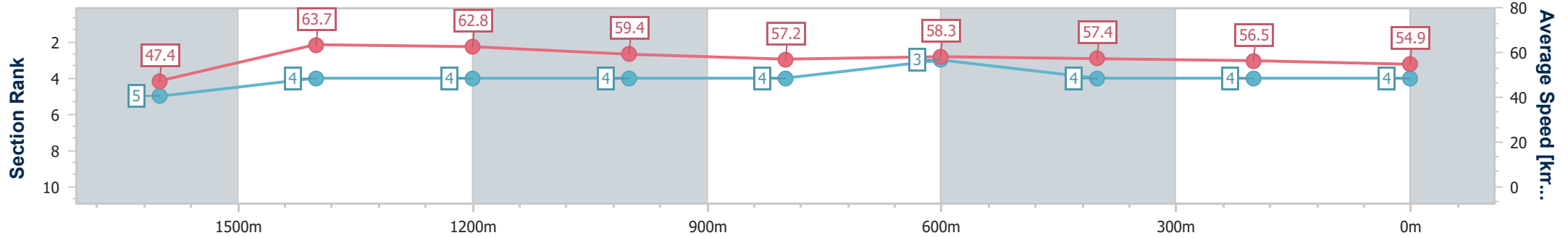
Toowoomba QLD Professional  
Race 4: SHEPPARD EARTHMOVING BENCHMARK 58 Handicap  
- 1890m



22 February 2025 - 19:03

Track Rating: Good 4, Weather: Windy, Rail Position: True

Section	Overall	1600m	1400m	1200m	1000m	800m	600m	400m	200m
Section Times	2:00.85 [4] (0:22.01)	1:38.84 [5] (0:11.34)	1:27.50 [4] (0:11.59)	1:15.91 [4] (0:12.16)	1:03.75 [4] (0:12.72)	0:51.03 [4] (0:12.52)	0:38.51 [3] (0:12.62)	0:25.89 [4] (0:12.76)	0:13.13 [4] (0:13.13)
Average Speed [km/h]	47.4	63.7	62.8	59.4	57.2	58.3	57.4	56.5	54.9
Top Speed [km/h]	63.6	65.5	65.5	62.0	58.3	59.7	58.9	57.1	56.6
Avg. Dist. to Rail [m]	4.9	1.3	2.7	2.9	2.0	4.1	2.0	0.9	0.9
Avg. Stride Freq. [Hz]	2.2	2.3	2.3	2.3	2.3	2.3	2.4	2.3	2.3
Avg. Stride Length [m]	5.9	7.6	7.5	7.2	7.0	6.9	6.8	6.7	6.7



- [ ] Ranking at each section and finish
- .-.- No data available at this section
- NA No data available



Horse/Jockey Name	Make Haste
Final Rank	5
Fastest Section Time (Section)	0:11.37 (1600m)
Top Speed [km/h] (Section)	64.8 (1400m)
Race State	Finished



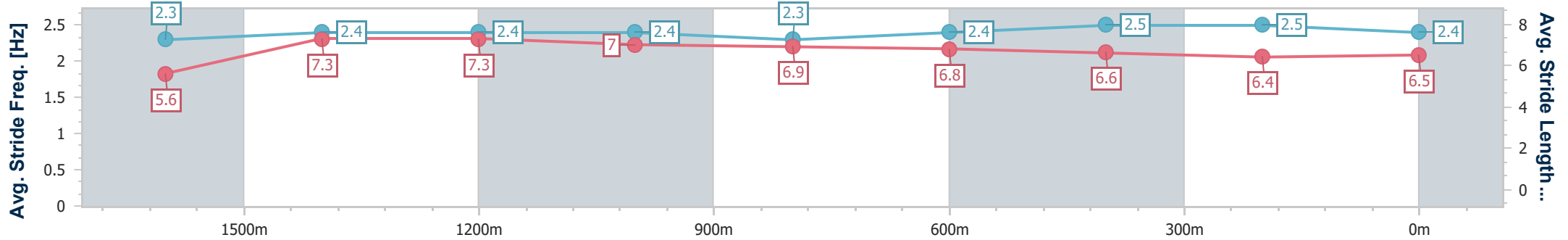
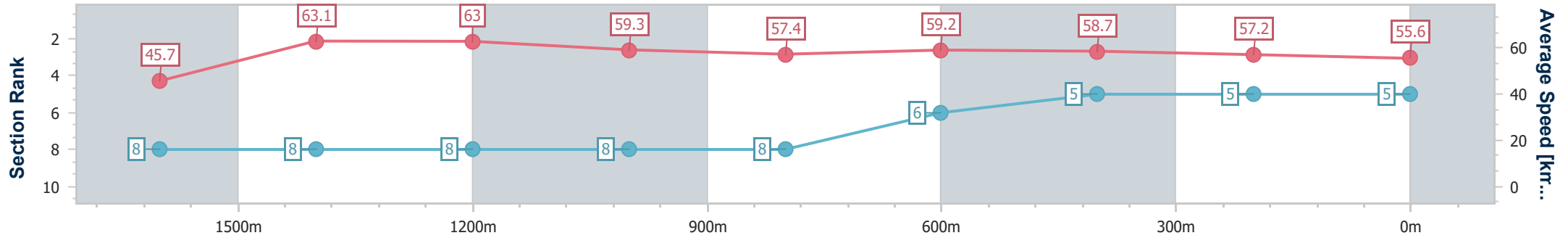
Toowoomba QLD Professional  
 Race 4: SHEPPARD EARTHMOVING BENCHMARK 58 Handicap  
 - 1890m



22 February 2025 - 19:03

Track Rating: Good 4, Weather: Windy, Rail Position: True

Section	Overall	1600m	1400m	1200m	1000m	800m	600m	400m	200m
Section Times	2:00.91 [5] (0:22.61)	1:38.30 [8] (0:11.37)	1:26.93 [8] (0:11.50)	1:15.43 [8] (0:12.16)	1:03.27 [8] (0:12.64)	0:50.63 [8] (0:12.33)	0:38.30 [6] (0:12.60)	0:25.70 [5] (0:12.71)	0:12.99 [5] (0:12.99)
Average Speed [km/h]	45.7	63.1	63.0	59.3	57.4	59.2	58.7	57.2	55.6
Top Speed [km/h]	62.2	64.8	64.8	61.7	57.9	60.7	59.7	57.8	56.5
Avg. Dist. to Rail [m]	7.5	0.9	1.2	1.9	1.5	4.7	5.2	3.6	5.2
Avg. Stride Freq. [Hz]	2.3	2.4	2.4	2.4	2.3	2.4	2.5	2.5	2.4
Avg. Stride Length [m]	5.6	7.3	7.3	7.0	6.9	6.8	6.6	6.4	6.5



- [ ] Ranking at each section and finish
- .-.- No data available at this section
- NA No data available



Horse/Jockey Name	Mikki Eight
Final Rank	6
Fastest Section Time (Section)	0:11.34 (1600m)
Top Speed [km/h] (Section)	65.9 (1600m)
Race State	Finished



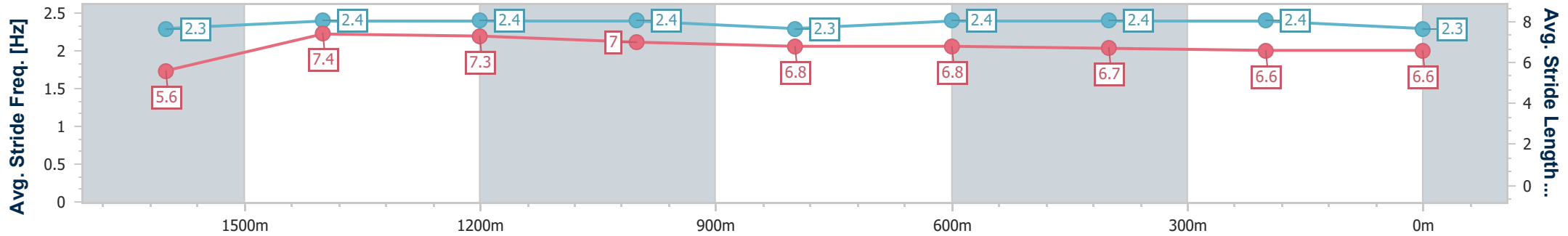
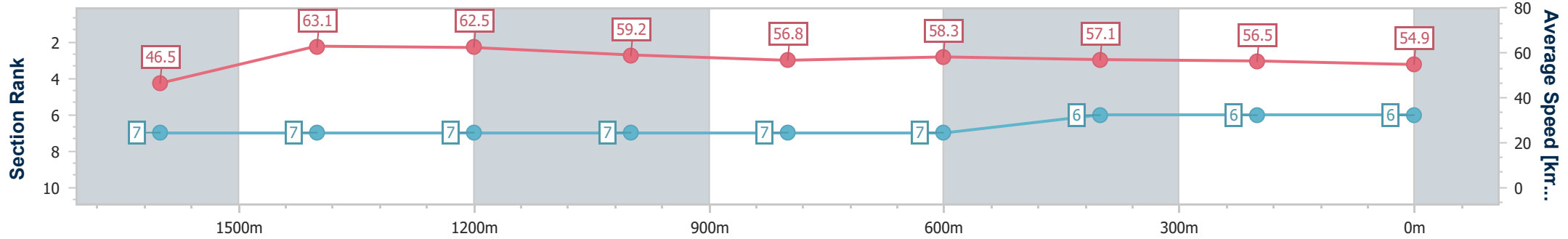
Toowoomba QLD Professional  
Race 4: SHEPPARD EARTHMOVING BENCHMARK 58 Handicap - 1890m



22 February 2025 - 19:03

Track Rating: Good 4, Weather: Windy, Rail Position: True

Section	Overall	1600m	1400m	1200m	1000m	800m	600m	400m	200m
Section Times	2:01.52 [6] (0:22.36)	1:39.16 [7] (0:11.34)	1:27.82 [7] (0:11.60)	1:16.22 [7] (0:12.20)	1:04.02 [7] (0:12.74)	0:51.28 [7] (0:12.50)	0:38.78 [7] (0:12.79)	0:25.99 [6] (0:12.85)	0:13.14 [6] (0:13.14)
Average Speed [km/h]	46.5	63.1	62.5	59.2	56.8	58.3	57.1	56.5	54.9
Top Speed [km/h]	62.1	65.9	64.5	61.8	58.1	59.3	58.9	57.3	56.3
Avg. Dist. to Rail [m]	5.6	0.8	1.4	2.7	1.6	3.6	3.1	3.0	5.5
Avg. Stride Freq. [Hz]	2.3	2.4	2.4	2.4	2.3	2.4	2.4	2.4	2.3
Avg. Stride Length [m]	5.6	7.4	7.3	7.0	6.8	6.8	6.7	6.6	6.6



- [ ] Ranking at each section and finish
- .-.- No data available at this section
- NA No data available





Horse/Jockey Name	Spoke To Rajiv
Final Rank	7
Fastest Section Time (Section)	0:11.01 (1600m)
Top Speed [km/h] (Section)	67.1 (1600m)
Race State	Finished



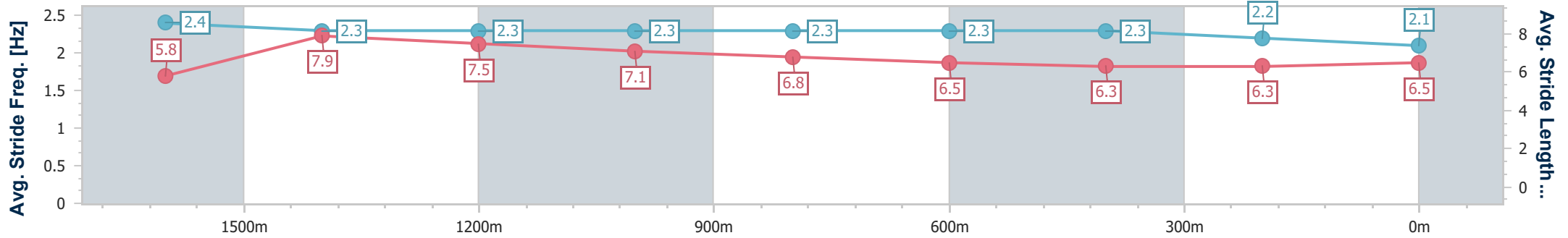
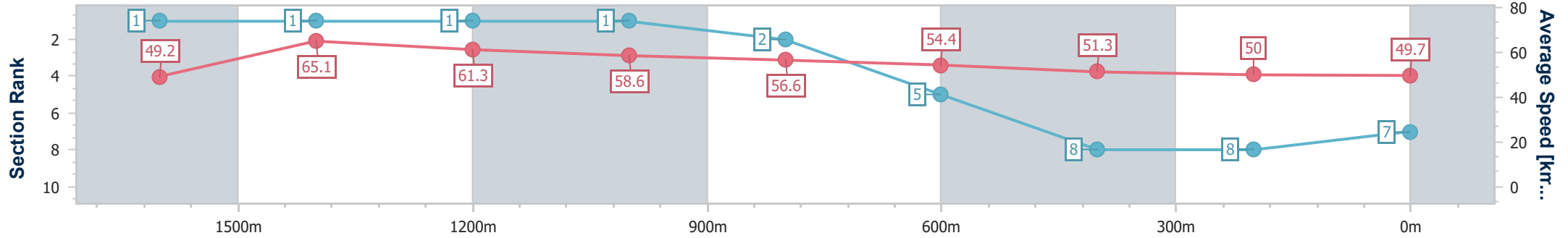
Toowoomba QLD Professional  
 Race 4: SHEPPARD EARTHMOVING BENCHMARK 58 Handicap  
 - 1890m



22 February 2025 - 19:03

Track Rating: Good 4, Weather: Windy, Rail Position: True

Section	Overall	1600m	1400m	1200m	1000m	800m	600m	400m	200m			
Section Times	2:05.56 [7] (0:21.28)	1:44.28 [1] (0:11.01)	1:33.27 [1] (0:11.80)	1:21.47 [1] (0:12.35)	1:09.12 [1] (0:12.76)	0:56.36 [2] (0:13.33)	0:43.03 [5] (0:14.13)	0:28.90 [8] (0:14.41)	0:14.49 [8]			
Average Speed [km/h]	49.2	65.1	61.3	58.6	56.6	54.4	51.3	50.0	49.7			
Top Speed [km/h]	65.9	67.1	64.6	59.8	57.8	56.1	53.6	50.3	50.0			
Avg. Dist. to Rail [m]	6.5	0.7	1.7	2.7	1.3	1.9	1.9	0.7	0.4			
Avg. Stride Freq. [Hz]	2.4	2.3	2.3	2.3	2.3	2.3	2.3	2.2	2.1			
Avg. Stride Length [m]	5.8	7.9	7.5	7.1	6.8	6.5	6.3	6.3	6.5			



- [ ] Ranking at each section and finish
- .-.- No data available at this section
- NA No data available



Horse/Jockey Name	Decarbonise
Final Rank	8
Fastest Section Time (Section)	0:11.38 (1600m)
Top Speed [km/h] (Section)	64.0 (1600m)
Race State	Finished



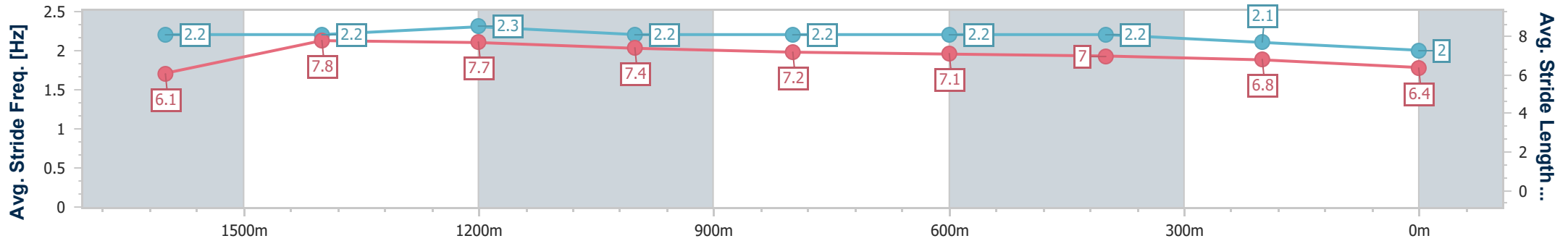
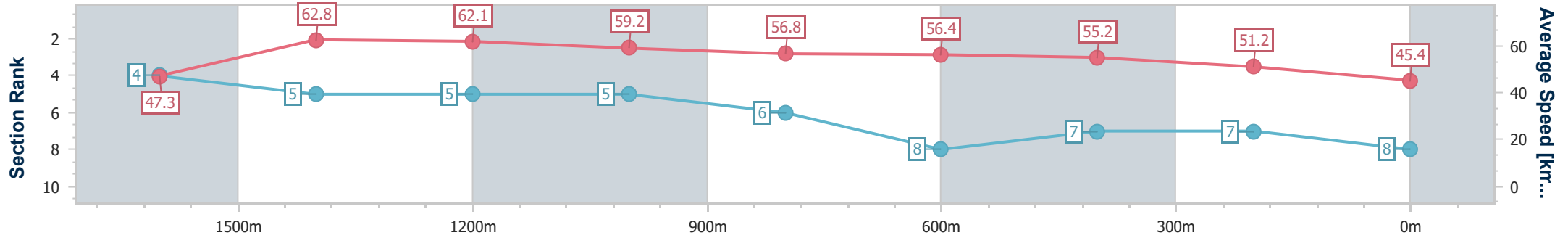
Toowoomba QLD Professional  
 Race 4: SHEPPARD EARTHMOVING BENCHMARK 58 Handicap  
 - 1890m



22 February 2025 - 19:03

Track Rating: Good 4, Weather: Windy, Rail Position: True

Section	Overall	1600m	1400m	1200m	1000m	800m	600m	400m	200m			
Section Times	2:06.00 [8] (0:21.99)	1:44.01 [4] (0:11.38)	1:32.63 [5] (0:11.66)	1:20.97 [5] (0:12.23)	1:08.74 [5] (0:12.76)	0:55.98 [6] (0:12.84)	0:43.14 [8] (0:13.22)	0:29.92 [7] (0:14.10)	0:15.82 [7] (0:15.82)			
Average Speed [km/h]	47.3	62.8	62.1	59.2	56.8	56.4	55.2	51.2	45.4			
Top Speed [km/h]	63.1	64.0	63.9	60.5	58.2	57.7	56.4	54.6	48.0			
Avg. Dist. to Rail [m]	5.1	0.6	1.0	2.6	2.5	2.3	2.1	0.9	1.9			
Avg. Stride Freq. [Hz]	2.2	2.2	2.3	2.2	2.2	2.2	2.2	2.1	2.0			
Avg. Stride Length [m]	6.1	7.8	7.7	7.4	7.2	7.1	7.0	6.8	6.4			



- [ ] Ranking at each section and finish
- .-.- No data available at this section
- NA No data available