



**Toowoomba QLD Professional**  
**Race 6: 1EQUINE - FOR THE EQUINE ATHLETE BENCHMARK 70**  
**Handicap - 1000m**  
**22 February 2025 - 20:13**



Track Rating: Good 4, Weather: Windy, Rail Position: True

Section		Overall	800m	600m	400m	200m	Last 600m					
Field Times		1:00.00 (0:13.63)	0:46.37 (0:11.19)	0:35.18 (0:11.50)	0:23.68 (0:11.48)	0:12.20 (0:12.20)	0:35.18					
Rank	TAB Horse/Jockey	Barrier	Top Speed [km/h]	Fastest Section	Margin					Distance Travelled [m]		
1	5 SHOWS A SIGN Nozi Tomizawa	7	66.1 Overall	0:11.19 800m	1:00.00 [1] (0:13.63)	0:46.37 [1] (0:11.19)	0:35.18 [1] (0:11.50)	0:23.68 [1] (0:11.48)	0:12.20 [1] (0:12.20)	1:00.00	0:35.18	
2	1 HODGSON Justin Stanley	6	66.8 800m	0:11.12 800m	1:00.16 [2] (0:13.85)	0:46.31 [2] (0:11.12)	0:35.19 [2] (0:11.45)	0:23.74 [2] (0:11.62)	0:12.12 [2] (0:12.12)	0.8L	0:35.19	+7
3	3 SMILING ZAC Liv O'Donnell	4	66.5 800m	0:11.12 800m	1:00.25 [3] (0:14.09)	0:46.16 [4] (0:11.12)	0:35.04 [4] (0:11.47)	0:23.57 [4] (0:11.63)	0:11.94 [4] (0:11.94)	1.3L	0:35.04	+9
4	6 CELESTIAL HARBOUR Dan McGillivray	1	65.3 800m	0:11.04 800m	1:00.44 [4] (0:13.94)	0:46.50 [3] (0:11.04)	0:35.46 [3] (0:11.65)	0:23.81 [3] (0:11.67)	0:12.14 [3] (0:12.14)	2.3L	0:35.46	+0
5	7 DISCERNING Cobi Vitler	2	66.7 800m	0:11.09 600m	1:00.97 [5] (0:15.47)	0:45.50 [6] (0:11.24)	0:34.26 [6] (0:11.09)	0:23.17 [6] (0:11.28)	0:11.89 [6] (0:11.89)	5.3L	0:34.26	+2
6	8 BIRAGUE Luke Tarrant	8	66.4 800m	0:11.11 800m	1:01.26 [6] (0:14.34)	0:46.92 [5] (0:11.11)	0:35.81 [5] (0:11.62)	0:24.19 [5] (0:11.76)	0:12.43 [5] (0:12.43)	6.8L	0:35.81	+5

Scratched: Medals (#4), Granite Prince (#2)

[ ] Ranking at each section and finish  
 -:-:-:- No data available at this section  
 NA No data available

SCN Saddle cloth number  
 DNF Did not finish  
 DNT Did not track



Horse/Jockey Name	Shows A Sign
Final Rank	1
Fastest Section Time (Section)	0:11.19 (800m)
Top Speed [km/h] (Section)	66.1 (Overall)
Race State	Finished



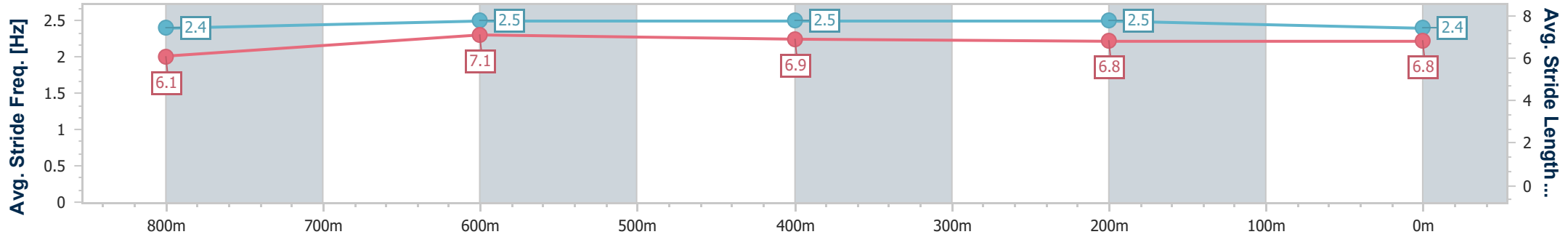
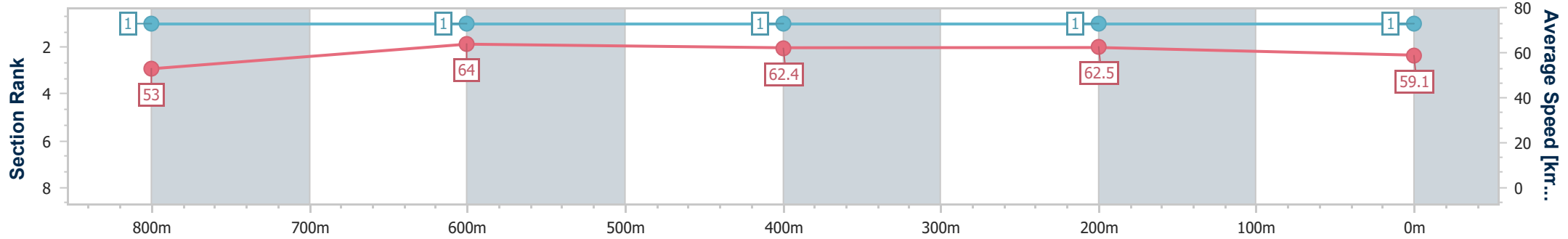
Toowoomba QLD Professional  
 Race 6: 1EQUINE - FOR THE EQUINE ATHLETE BENCHMARK  
 70 Handicap - 1000m



22 February 2025 - 20:13

Track Rating: Good 4, Weather: Windy, Rail Position: True

Section	Overall	800m	600m	400m	200m
Section Times	1:00.00 [1] (0:13.63)	0:46.37 [1] (0:11.19)	0:35.18 [1] (0:11.50)	0:23.68 [1] (0:11.48)	0:12.20 [1] (0:12.20)
Average Speed [km/h]	53.0	64.0	62.4	62.5	59.1
Top Speed [km/h]	66.1	65.7	64.1	63.9	60.9
Avg. Dist. to Rail [m]	3.3	1.4	0.7	0.3	1.3
Avg. Stride Freq. [Hz]	2.4	2.5	2.5	2.5	2.4
Avg. Stride Length [m]	6.1	7.1	6.9	6.8	6.8



- [ ] Ranking at each section and finish
- .-.- No data available at this section
- NA No data available



Horse/Jockey Name	Hodgson
Final Rank	2
Fastest Section Time (Section)	0:11.12 (800m)
Top Speed [km/h] (Section)	66.8 (800m)
Race State	Finished



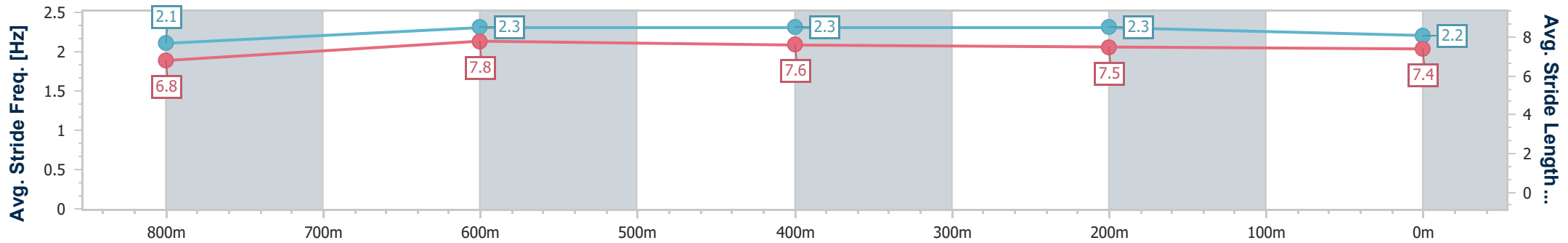
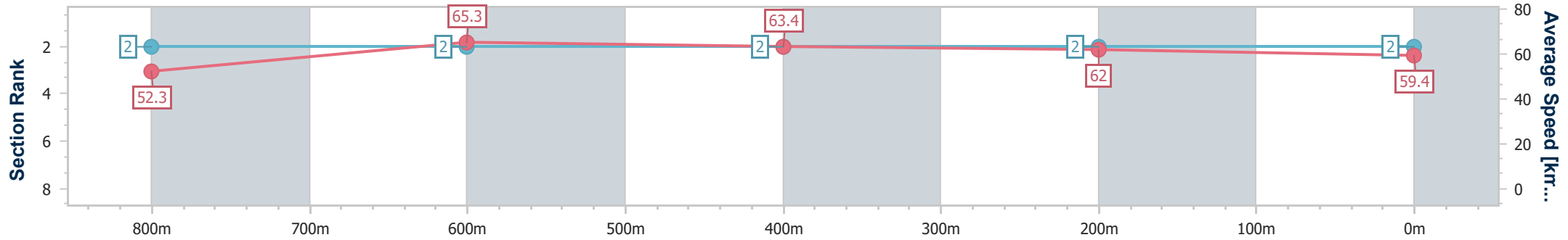
Toowoomba QLD Professional  
Race 6: 1EQUINE - FOR THE EQUINE ATHLETE BENCHMARK  
70 Handicap - 1000m



22 February 2025 - 20:13

Track Rating: Good 4, Weather: Windy, Rail Position: True

Section	Overall	800m	600m	400m	200m
Section Times	1:00.16 [2] (0:13.85)	0:46.31 [2] (0:11.12)	0:35.19 [2] (0:11.45)	0:23.74 [2] (0:11.62)	0:12.12 [2] (0:12.12)
Average Speed [km/h]	52.3	65.3	63.4	62.0	59.4
Top Speed [km/h]	66.8	66.8	64.0	63.6	61.2
Avg. Dist. to Rail [m]	4.5	2.2	1.1	1.1	1.4
Avg. Stride Freq. [Hz]	2.1	2.3	2.3	2.3	2.2
Avg. Stride Length [m]	6.8	7.8	7.6	7.5	7.4



- [ ] Ranking at each section and finish
- .-.- No data available at this section
- NA No data available



Horse/Jockey Name	Smiling Zac
Final Rank	3
Fastest Section Time (Section)	0:11.12 (800m)
Top Speed [km/h] (Section)	66.5 (800m)
Race State	Finished



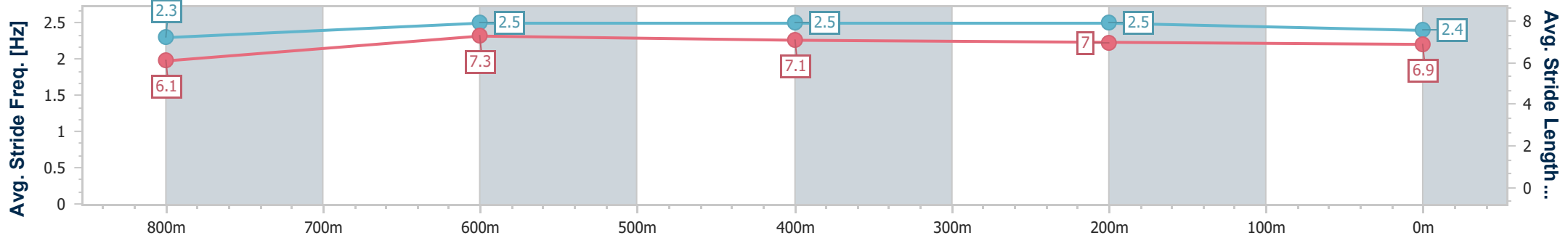
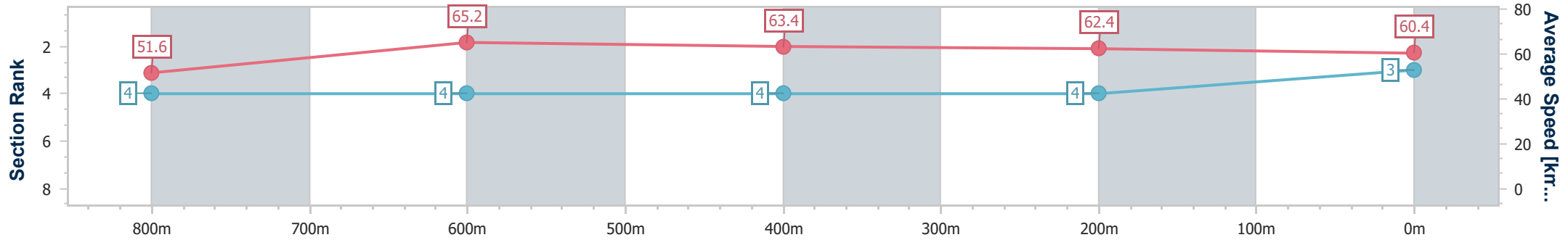
Toowoomba QLD Professional  
 Race 6: 1EQUINE - FOR THE EQUINE ATHLETE BENCHMARK  
 70 Handicap - 1000m



22 February 2025 - 20:13

Track Rating: Good 4, Weather: Windy, Rail Position: True

Section	Overall	800m	600m	400m	200m
Section Times	1:00.25 [3] (0:14.09)	0:46.16 [4] (0:11.12)	0:35.04 [4] (0:11.47)	0:23.57 [4] (0:11.63)	0:11.94 [4] (0:11.94)
Average Speed [km/h]	51.6	65.2	63.4	62.4	60.4
Top Speed [km/h]	65.7	66.5	64.8	63.8	61.5
Avg. Dist. to Rail [m]	4.9	2.1	1.4	3.2	4.4
Avg. Stride Freq. [Hz]	2.3	2.5	2.5	2.5	2.4
Avg. Stride Length [m]	6.1	7.3	7.1	7.0	6.9



- [ ] Ranking at each section and finish
- .-.- No data available at this section
- NA No data available



Horse/Jockey Name	Celestial Harbour
Final Rank	4
Fastest Section Time (Section)	0:11.04 (800m)
Top Speed [km/h] (Section)	65.3 (800m)
Race State	Finished



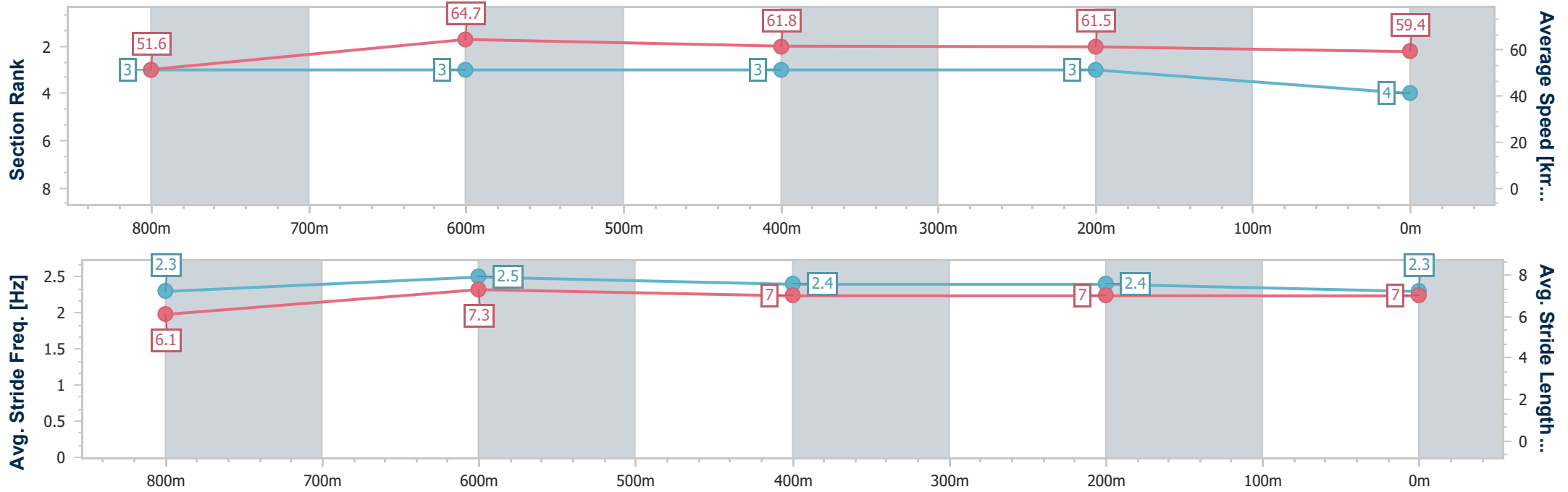
Toowoomba QLD Professional  
 Race 6: 1EQUINE - FOR THE EQUINE ATHLETE BENCHMARK  
 70 Handicap - 1000m



22 February 2025 - 20:13

Track Rating: Good 4, Weather: Windy, Rail Position: True

Section	Overall	800m	600m	400m	200m
Section Times	1:00.44 [4] (0:13.94)	0:46.50 [3] (0:11.04)	0:35.46 [3] (0:11.65)	0:23.81 [3] (0:11.67)	0:12.14 [3] (0:12.14)
Average Speed [km/h]	51.6	64.7	61.8	61.5	59.4
Top Speed [km/h]	65.1	65.3	64.3	62.8	60.2
Avg. Dist. to Rail [m]	1.6	1.6	0.3	0.7	0.7
Avg. Stride Freq. [Hz]	2.3	2.5	2.4	2.4	2.3
Avg. Stride Length [m]	6.1	7.3	7.0	7.0	7.0



- [ ] Ranking at each section and finish
- .-.- No data available at this section
- NA No data available



Horse/Jockey Name	Discerning
Final Rank	5
Fastest Section Time (Section)	0:11.09 (600m)
Top Speed [km/h] (Section)	66.7 (800m)
Race State	Finished



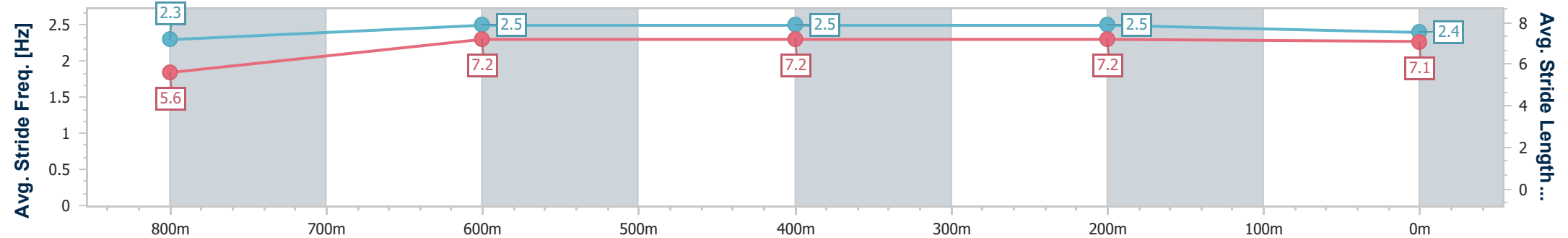
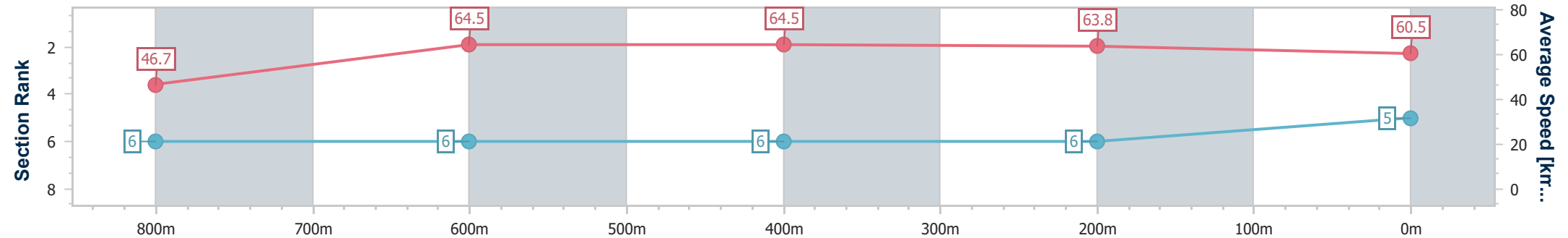
Toowoomba QLD Professional  
 Race 6: 1EQUINE - FOR THE EQUINE ATHLETE BENCHMARK  
 70 Handicap - 1000m



22 February 2025 - 20:13

Track Rating: Good 4, Weather: Windy, Rail Position: True

Section	Overall	800m	600m	400m	200m
Section Times	1:00.97 [5] (0:15.47)	0:45.50 [6] (0:11.24)	0:34.26 [6] (0:11.09)	0:23.17 [6] (0:11.28)	0:11.89 [6] (0:11.89)
Average Speed [km/h]	46.7	64.5	64.5	63.8	60.5
Top Speed [km/h]	62.2	66.7	66.7	64.3	62.5
Avg. Dist. to Rail [m]	3.3	1.2	1.2	0.9	3.3
Avg. Stride Freq. [Hz]	2.3	2.5	2.5	2.5	2.4
Avg. Stride Length [m]	5.6	7.2	7.2	7.2	7.1



- [ ] Ranking at each section and finish
- .-.- No data available at this section
- NA No data available



Horse/Jockey Name	Birague
Final Rank	6
Fastest Section Time (Section)	0:11.11 (800m)
Top Speed [km/h] (Section)	66.4 (800m)
Race State	Finished



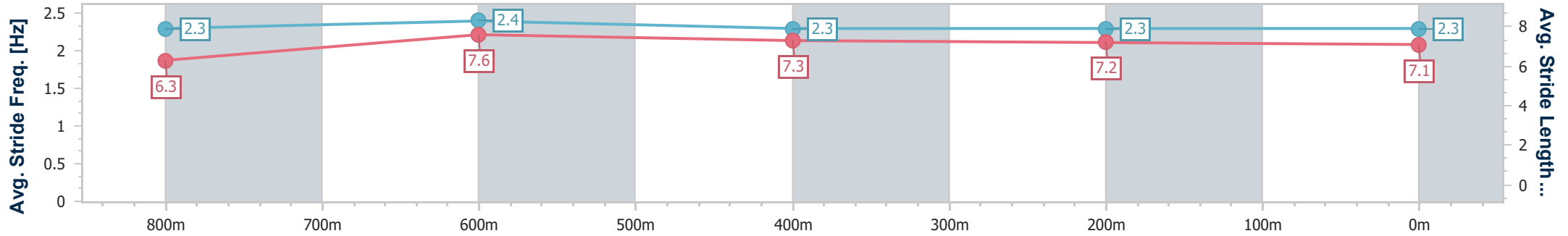
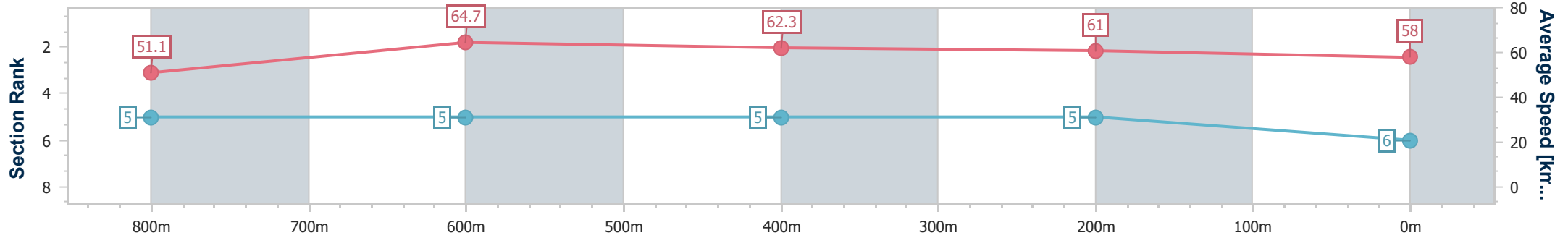
Toowoomba QLD Professional  
 Race 6: 1EQUINE - FOR THE EQUINE ATHLETE BENCHMARK  
 70 Handicap - 1000m



22 February 2025 - 20:13

Track Rating: Good 4, Weather: Windy, Rail Position: True

Section	Overall	800m	600m	400m	200m
Section Times	1:01.26 [6] (0:14.34)	0:46.92 [5] (0:11.11)	0:35.81 [5] (0:11.62)	0:24.19 [5] (0:11.76)	0:12.43 [5] (0:12.43)
Average Speed [km/h]	51.1	64.7	62.3	61.0	58.0
Top Speed [km/h]	65.0	66.4	63.5	62.4	59.5
Avg. Dist. to Rail [m]	8.0	0.7	0.3	0.7	1.0
Avg. Stride Freq. [Hz]	2.3	2.4	2.3	2.3	2.3
Avg. Stride Length [m]	6.3	7.6	7.3	7.2	7.1



- [ ] Ranking at each section and finish
- .-.- No data available at this section
- NA No data available