



Toowoomba QLD Professional

Race 7: HAPPY BIRTHDAY LISA Maiden Handicap - 1890m

22 February 2025 - 20:44



Track Rating: Good 4, Weather: Windy, Rail Position: True

Section		Overall	1600m	1400m	1200m	1000m	800m	600m	Last 600m				
Field Times		2:01.84 (0:21.33)	1:40.51 (0:11.24)	1:29.27 (0:11.94)	1:17.33 (0:12.58)	1:04.75 (0:12.85)	0:51.90 (0:12.74)	0:39.16 (0:12.91)	0:39.16				
Rank	TAB Horse/Jockey	Barrier	Top Speed [km/h]	Fastest Section									Distance Travelled [m]
1	1 JUSTICE SERVED Justin Stanley	11	65.0 1600m	0:11.34 1600m	2:01.84 [1] (0:22.07)	1:39.77 [8] (0:11.34)	1:28.43 [8] (0:11.80)	1:16.63 [6] (0:12.12)	1:04.51 [3] (0:12.92)	0:51.59 [3] (0:12.83)	0:38.76 [4] (0:12.75)	0:38.76	
2	3 BONZABELTER Nozi Tomizawa	8	64.6 1600m	0:11.35 1600m	2:02.06 [2] (0:21.81)	1:40.25 [5] (0:11.35)	1:28.90 [5] (0:11.94)	1:16.96 [4] (0:12.37)	1:04.59 [5] (0:12.87)	0:51.72 [5] (0:12.76)	0:38.96 [5] (0:13.05)	0:38.96	-3
3	10 POW NOW Luke Tarrant	4	65.1 1600m	0:11.42 1600m	2:02.94 [3] (0:21.98)	1:40.96 [7] (0:11.42)	1:29.54 [7] (0:11.94)	1:17.60 [8] (0:12.25)	1:05.35 [7] (0:12.81)	0:52.54 [6] (0:12.45)	0:40.09 [3] (0:12.74)	0:40.09	-7
4	6 FREYA'S MAGIC Gabrielle Semmens	2	65.5 1600m	0:11.28 1600m	2:03.28 [4] (0:21.93)	1:41.35 [6] (0:11.28)	1:30.07 [6] (0:12.03)	1:18.04 [7] (0:12.50)	1:05.54 [8] (0:13.00)	0:52.54 [8] (0:12.60)	0:39.94 [8] (0:12.85)	0:39.94	-10
5	7 BETTER BELIEVE IT Hannah Richardson	1	65.1 1400m	0:11.35 1600m	2:03.81 [5] (0:21.41)	1:42.40 [2] (0:11.35)	1:31.05 [2] (0:11.91)	1:19.14 [2] (0:12.49)	1:06.65 [2] (0:12.82)	0:53.83 [2] (0:12.81)	0:41.02 [2] (0:13.16)	0:41.02	-11
6	4 NEO VICI Georgina Cartwright	6	64.2 Overall	0:11.34 1600m	2:04.59 [6] (0:21.69)	1:42.90 [4] (0:11.34)	1:31.56 [4] (0:12.10)	1:19.46 [5] (0:12.43)	1:07.03 [6] (0:13.04)	0:53.99 [7] (0:12.73)	0:41.26 [7] (0:13.24)	0:41.26	-13
7	8 GARTAN Erin Molloy	7	64.1 1400m	0:11.55 1600m	2:04.92 [7] (0:22.21)	1:42.71 [10] (0:11.55)	1:31.16 [10] (0:11.89)	1:19.27 [10] (0:12.43)	1:06.84 [10] (0:12.89)	0:53.95 [10] (0:12.83)	0:41.12 [10] (0:13.26)	0:41.12	-14
8	2 BOLERO Girish Goomany	10	65.7 1600m	0:11.30 1600m	2:05.18 [8] (0:22.14)	1:43.04 [9] (0:11.30)	1:31.74 [9] (0:12.00)	1:19.74 [9] (0:12.40)	1:07.34 [9] (0:13.10)	0:54.24 [9] (0:12.77)	0:41.47 [9] (0:13.75)	0:41.47	-13
9	5 THUNDER SHANGHAI Scott Sheargold	9	66.6 Overall	0:11.24 1600m	2:07.40 [9] (0:21.33)	1:46.07 [1] (0:11.24)	1:34.83 [1] (0:11.94)	1:22.89 [1] (0:12.58)	1:10.31 [1] (0:12.85)	0:57.46 [1] (0:12.74)	0:44.72 [1] (0:13.56)	0:44.72	-18
10	11 RUMBLING BOY Wayne O'Connell	3	65.0 1600m	0:11.34 1600m	2:07.95 [10] (0:21.58)	1:46.37 [3] (0:11.34)	1:35.03 [3] (0:11.94)	1:23.09 [3] (0:12.50)	1:10.59 [4] (0:12.97)	0:57.62 [4] (0:12.95)	0:44.67 [6] (0:13.88)	0:44.67	-10

Scratched: Kulkyne (#9)

[] Ranking at each section and finish
 -:-:- No data available at this section
 NA No data available

SCN Saddle cloth number
 DNF Did not finish
 DNT Did not track



Toowoomba QLD Professional

Race 7: HAPPY BIRTHDAY LISA Maiden Handicap - 1890m

22 February 2025 - 20:44



Track Rating: Good 4, Weather: Windy, Rail Position: True

Section				400m	200m			Last 600m		
Field Times				0:26.25 (0:13.30)	0:12.95 (0:12.95)			0:39.16		
Rank	TAB	Horse/Jockey	Barrier	Top Speed [km/h]	Fastest Section	Margin			Distance Travelled [m]	
1	1	JUSTICE SERVED Justin Stanley	11	65.0 1600m	0:11.34 1600m	0:26.01 [2] (0:13.06)	0:12.95 [1] (0:12.95)	2:01.84	0:38.76	
2	3	BONZABELTER Nozi Tomizawa	8	64.6 1600m	0:11.35 1600m	0:25.91 [4] (0:13.00)	0:12.91 [3] (0:12.91)	1.3L	0:38.96	-3
3	10	POW NOW Luke Tarrant	4	65.1 1600m	0:11.42 1600m	0:27.35 [1] (0:13.41)	0:13.94 [2] (0:13.94)	6.3L	0:40.09	-7
4	6	FREYA'S MAGIC Gabrielle Semmens	2	65.5 1600m	0:11.28 1600m	0:27.09 [5] (0:13.31)	0:13.78 [4] (0:13.78)	8.1L	0:39.94	-10
5	7	BETTER BELIEVE IT Hannah Richardson	1	65.1 1400m	0:11.35 1600m	0:27.86 [3] (0:13.65)	0:14.21 [5] (0:14.21)	11.1L	0:41.02	-11
6	4	NEO VICI Georgina Cartwright	6	64.2 Overall	0:11.34 1600m	0:28.02 [7] (0:13.86)	0:14.16 [6] (0:14.16)	15.6L	0:41.26	-13
7	8	GARTAN Erin Molloy	7	64.1 1400m	0:11.55 1600m	0:27.86 [8] (0:13.77)	0:14.09 [8] (0:14.09)	17.4L	0:41.12	-14
8	2	BOLERO Girish Goomany	10	65.7 1600m	0:11.30 1600m	0:27.72 [10] (0:14.03)	0:13.69 [9] (0:13.69)	18.9L	0:41.47	-13
9	5	THUNDER SHANGHAI Scott Sheargold	9	66.6 Overall	0:11.24 1600m	0:31.16 [6] (0:14.50)	0:16.66 [7] (0:16.66)	31.9L	0:44.72	-18
10	11	RUMBLING BOY Wayne O'Connell	3	65.0 1600m	0:11.34 1600m	0:30.79 [9] (0:15.02)	0:15.77 [10] (0:15.77)	34.9L	0:44.67	-10

Scratched: Kulkynne (#9)



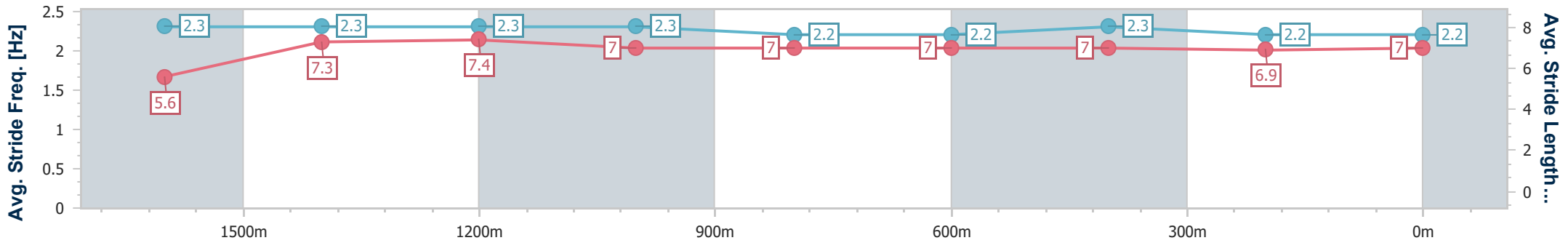
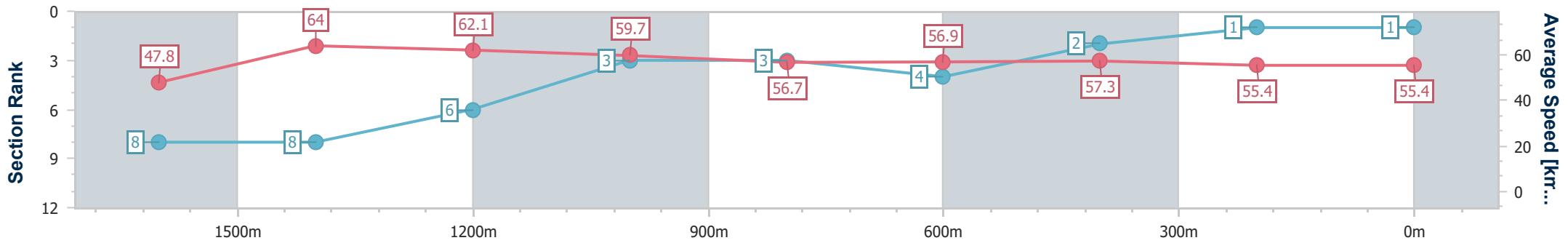
Horse/Jockey Name	Justice Served
Final Rank	1
Fastest Section Time (Section)	0:11.34 (1600m)
Top Speed [km/h] (Section)	65.0 (1600m)
Race State	Finished



Toowoomba QLD Professional
 Race 7: HAPPY BIRTHDAY LISA Maiden Handicap - 1890m
 22 February 2025 - 20:44
 Track Rating: Good 4, Weather: Windy, Rail Position: True



Section	Overall	1600m	1400m	1200m	1000m	800m	600m	400m	200m
Section Times	2:01.84 [1] (0:22.07)	1:39.77 [8] (0:11.34)	1:28.43 [8] (0:11.80)	1:16.63 [6] (0:12.12)	1:04.51 [3] (0:12.92)	0:51.59 [3] (0:12.83)	0:38.76 [4] (0:12.75)	0:26.01 [2] (0:13.06)	0:12.95 [1] (0:12.95)
Average Speed [km/h]	47.8	64.0	62.1	59.7	56.7	56.9	57.3	55.4	55.4
Top Speed [km/h]	63.0	65.0	64.4	61.1	57.4	57.8	58.6	55.9	55.8
Avg. Dist. to Rail [m]	8.9	2.2	3.3	5.1	4.5	4.2	2.8	0.5	0.1
Avg. Stride Freq. [Hz]	2.3	2.3	2.3	2.3	2.2	2.2	2.3	2.2	2.2
Avg. Stride Length [m]	5.6	7.3	7.4	7.0	7.0	7.0	7.0	6.9	7.0



- [] Ranking at each section and finish
- .-.- No data available at this section
- NA No data available



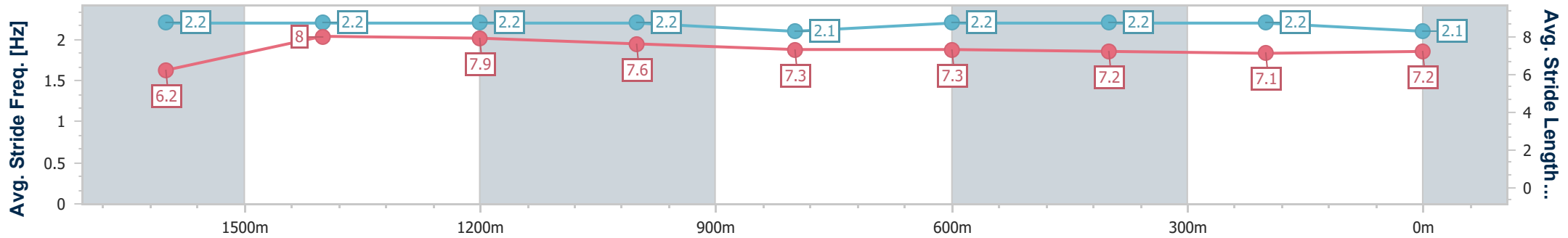
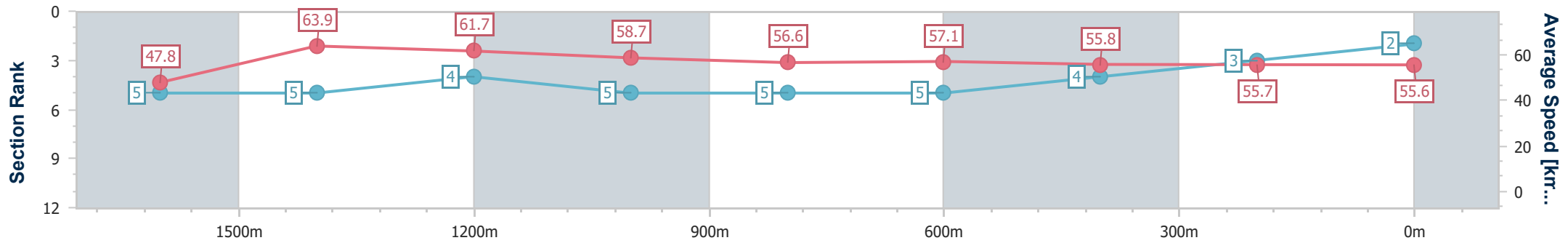
Horse/Jockey Name	Bonzabelter
Final Rank	2
Fastest Section Time (Section)	0:11.35 (1600m)
Top Speed [km/h] (Section)	64.6 (1600m)
Race State	Finished



Toowoomba QLD Professional
 Race 7: HAPPY BIRTHDAY LISA Maiden Handicap - 1890m
 22 February 2025 - 20:44
 Track Rating: Good 4, Weather: Windy, Rail Position: True



Section	Overall	1600m	1400m	1200m	1000m	800m	600m	400m	200m
Section Times	2:02.06 [2] (0:21.81)	1:40.25 [5] (0:11.35)	1:28.90 [5] (0:11.94)	1:16.96 [4] (0:12.37)	1:04.59 [5] (0:12.87)	0:51.72 [5] (0:12.76)	0:38.96 [5] (0:13.05)	0:25.91 [4] (0:13.00)	0:12.91 [3] (0:12.91)
Average Speed [km/h]	47.8	63.9	61.7	58.7	56.6	57.1	55.8	55.7	55.6
Top Speed [km/h]	64.3	64.6	63.6	59.6	58.0	57.6	57.2	56.4	56.0
Avg. Dist. to Rail [m]	6.5	2.3	4.2	5.3	4.3	3.1	1.8	1.5	1.5
Avg. Stride Freq. [Hz]	2.2	2.2	2.2	2.2	2.1	2.2	2.2	2.2	2.1
Avg. Stride Length [m]	6.2	8.0	7.9	7.6	7.3	7.3	7.2	7.1	7.2



- [] Ranking at each section and finish
- .-.- No data available at this section
- NA No data available



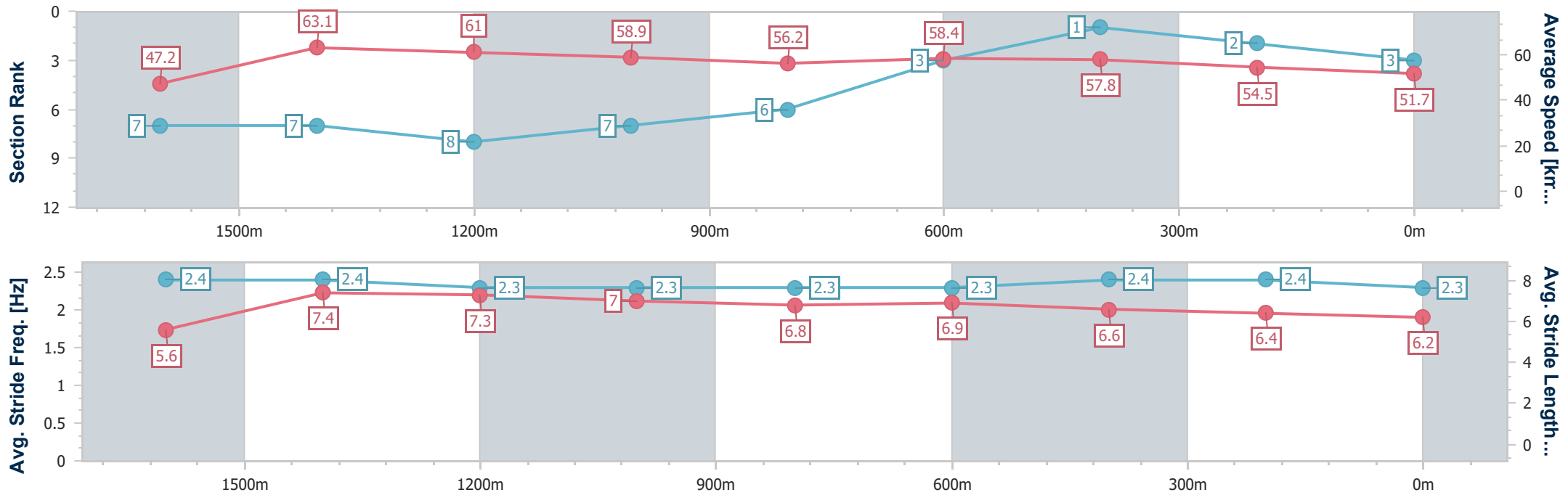
Horse/Jockey Name	Pow Now
Final Rank	3
Fastest Section Time (Section)	0:11.42 (1600m)
Top Speed [km/h] (Section)	65.1 (1600m)
Race State	Finished



Toowoomba QLD Professional
 Race 7: HAPPY BIRTHDAY LISA Maiden Handicap - 1890m
 22 February 2025 - 20:44
 Track Rating: Good 4, Weather: Windy, Rail Position: True



Section	Overall	1600m	1400m	1200m	1000m	800m	600m	400m	200m
Section Times	2:02.94 [3] (0:21.98)	1:40.96 [7] (0:11.42)	1:29.54 [7] (0:11.94)	1:17.60 [8] (0:12.25)	1:05.35 [7] (0:12.81)	0:52.54 [6] (0:12.45)	0:40.09 [3] (0:12.74)	0:27.35 [1] (0:13.41)	0:13.94 [2] (0:13.94)
Average Speed [km/h]	47.2	63.1	61.0	58.9	56.2	58.4	57.8	54.5	51.7
Top Speed [km/h]	64.0	65.1	64.9	60.8	58.5	58.7	59.3	55.7	54.3
Avg. Dist. to Rail [m]	6.9	0.4	2.1	2.3	0.4	2.5	4.5	4.2	2.1
Avg. Stride Freq. [Hz]	2.4	2.4	2.3	2.3	2.3	2.3	2.4	2.4	2.3
Avg. Stride Length [m]	5.6	7.4	7.3	7.0	6.8	6.9	6.6	6.4	6.2



- [] Ranking at each section and finish
- .-.- No data available at this section
- NA No data available



Horse/Jockey Name	Freya's Magic
Final Rank	4
Fastest Section Time (Section)	0:11.28 (1600m)
Top Speed [km/h] (Section)	65.5 (1600m)
Race State	Finished



Toowoomba QLD Professional

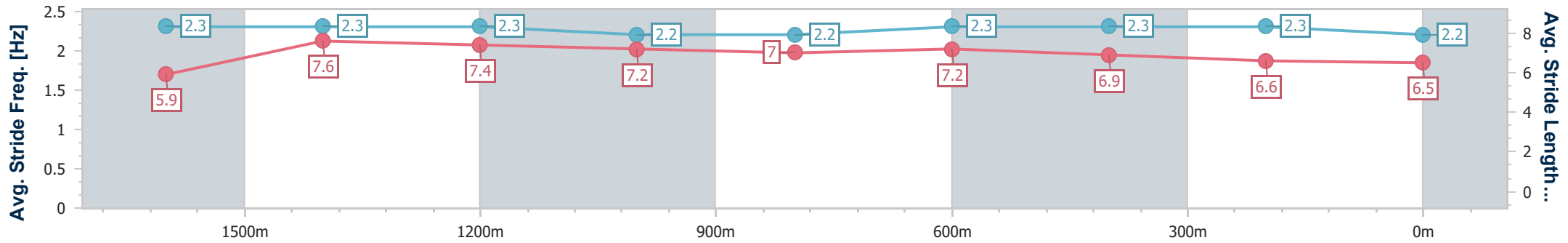
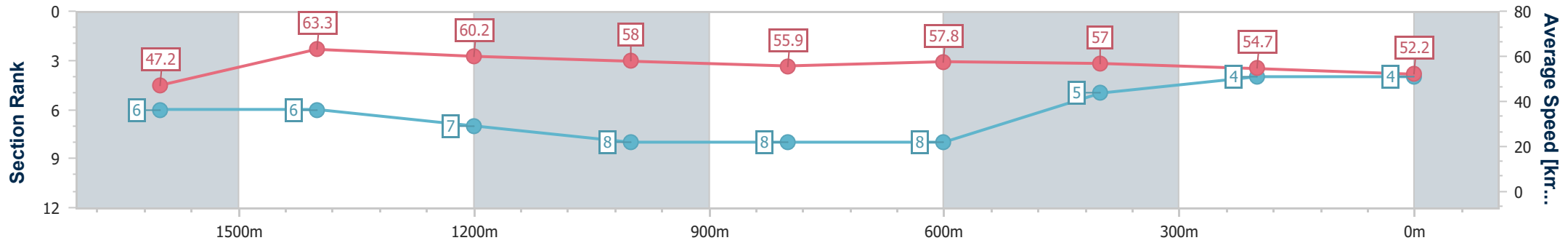
Race 7: HAPPY BIRTHDAY LISA Maiden Handicap - 1890m

22 February 2025 - 20:44

Track Rating: Good 4, Weather: Windy, Rail Position: True



Section	Overall	1600m	1400m	1200m	1000m	800m	600m	400m	200m
Section Times	2:03.28 [4] (0:21.93)	1:41.35 [6] (0:11.28)	1:30.07 [6] (0:12.03)	1:18.04 [7] (0:12.50)	1:05.54 [8] (0:13.00)	0:52.54 [8] (0:12.60)	0:39.94 [8] (0:12.85)	0:27.09 [5] (0:13.31)	0:13.78 [4] (0:13.78)
Average Speed [km/h]	47.2	63.3	60.2	58.0	55.9	57.8	57.0	54.7	52.2
Top Speed [km/h]	65.3	65.5	63.9	59.1	56.9	58.9	58.5	55.1	54.1
Avg. Dist. to Rail [m]	7.6	1.2	1.3	3.6	2.9	3.5	3.5	3.1	3.5
Avg. Stride Freq. [Hz]	2.3	2.3	2.3	2.2	2.2	2.3	2.3	2.3	2.2
Avg. Stride Length [m]	5.9	7.6	7.4	7.2	7.0	7.2	6.9	6.6	6.5



- [] Ranking at each section and finish
- .-.- No data available at this section
- NA No data available



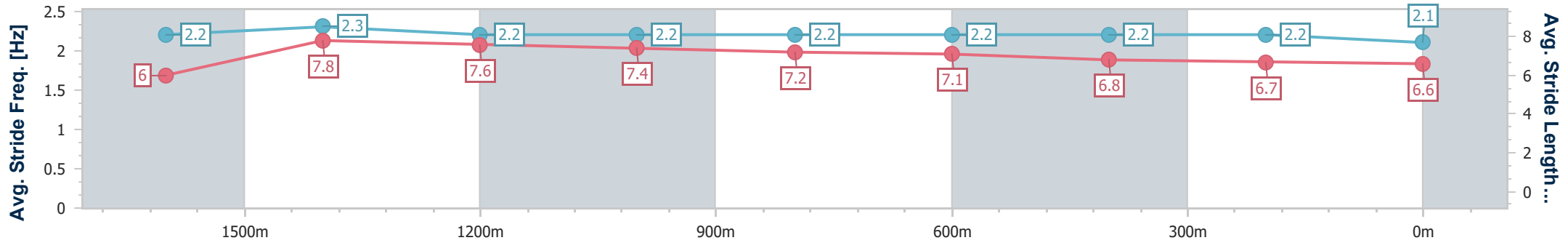
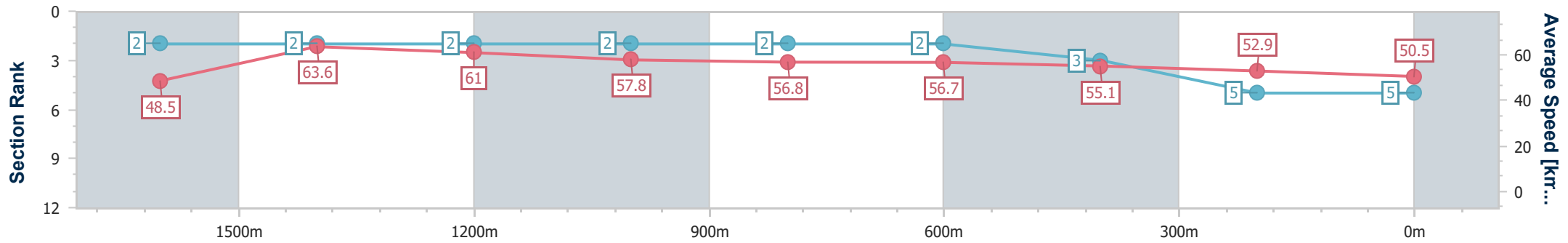
Horse/Jockey Name	Better Believe It
Final Rank	5
Fastest Section Time (Section)	0:11.35 (1600m)
Top Speed [km/h] (Section)	65.1 (1400m)
Race State	Finished



Toowoomba QLD Professional
 Race 7: HAPPY BIRTHDAY LISA Maiden Handicap - 1890m
 22 February 2025 - 20:44
 Track Rating: Good 4, Weather: Windy, Rail Position: True



Section	Overall	1600m	1400m	1200m	1000m	800m	600m	400m	200m
Section Times	2:03.81 [5] (0:21.41)	1:42.40 [2] (0:11.35)	1:31.05 [2] (0:11.91)	1:19.14 [2] (0:12.49)	1:06.65 [2] (0:12.82)	0:53.83 [2] (0:12.81)	0:41.02 [2] (0:13.16)	0:27.86 [3] (0:13.65)	0:14.21 [5] (0:14.21)
Average Speed [km/h]	48.5	63.6	61.0	57.8	56.8	56.7	55.1	52.9	50.5
Top Speed [km/h]	64.2	64.9	65.1	58.7	57.4	57.5	56.7	53.4	52.5
Avg. Dist. to Rail [m]	6.6	0.7	2.1	3.3	2.9	2.8	1.7	0.4	0.7
Avg. Stride Freq. [Hz]	2.2	2.3	2.2	2.2	2.2	2.2	2.2	2.2	2.1
Avg. Stride Length [m]	6.0	7.8	7.6	7.4	7.2	7.1	6.8	6.7	6.6



- [] Ranking at each section and finish
- .-.- No data available at this section
- NA No data available



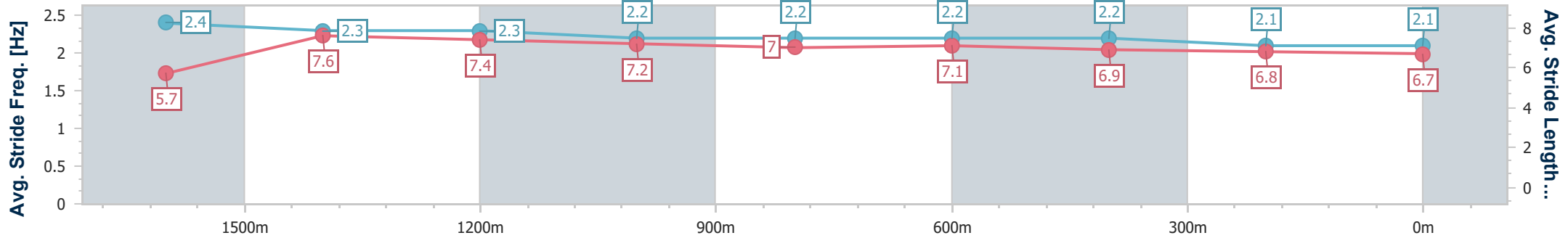
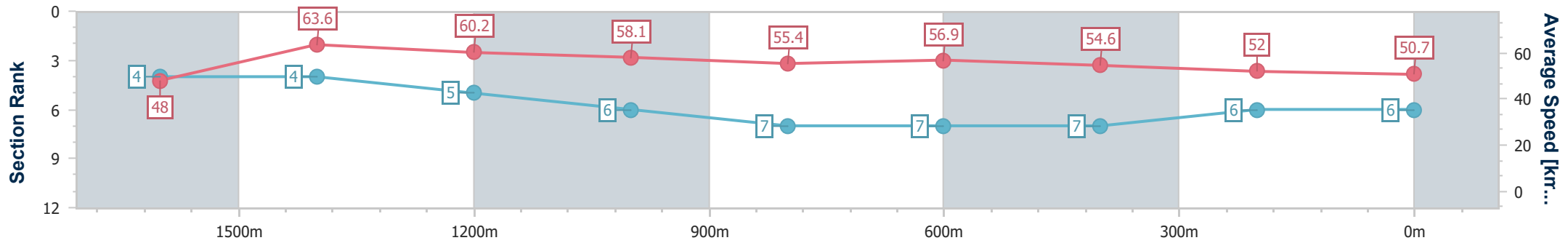
Horse/Jockey Name	Neo Vici
Final Rank	6
Fastest Section Time (Section)	0:11.34 (1600m)
Top Speed [km/h] (Section)	64.2 (Overall)
Race State	Finished



Toowoomba QLD Professional
 Race 7: HAPPY BIRTHDAY LISA Maiden Handicap - 1890m
 22 February 2025 - 20:44
 Track Rating: Good 4, Weather: Windy, Rail Position: True



Section	Overall	1600m	1400m	1200m	1000m	800m	600m	400m	200m
Section Times	2:04.59 [6] (0:21.69)	1:42.90 [4] (0:11.34)	1:31.56 [4] (0:12.10)	1:19.46 [5] (0:12.43)	1:07.03 [6] (0:13.04)	0:53.99 [7] (0:12.73)	0:41.26 [7] (0:13.24)	0:28.02 [7] (0:13.86)	0:14.16 [6] (0:14.16)
Average Speed [km/h]	48.0	63.6	60.2	58.1	55.4	56.9	54.6	52.0	50.7
Top Speed [km/h]	64.2	64.1	63.4	59.5	56.8	58.3	57.1	52.8	51.5
Avg. Dist. to Rail [m]	6.7	0.7	1.7	2.1	0.9	1.8	1.0	1.2	0.3
Avg. Stride Freq. [Hz]	2.4	2.3	2.3	2.2	2.2	2.2	2.2	2.1	2.1
Avg. Stride Length [m]	5.7	7.6	7.4	7.2	7.0	7.1	6.9	6.8	6.7



- [] Ranking at each section and finish
- .-.- No data available at this section
- NA No data available



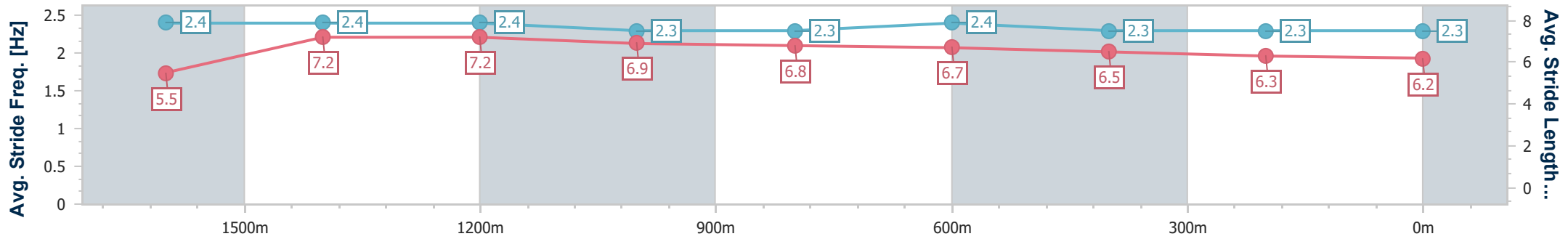
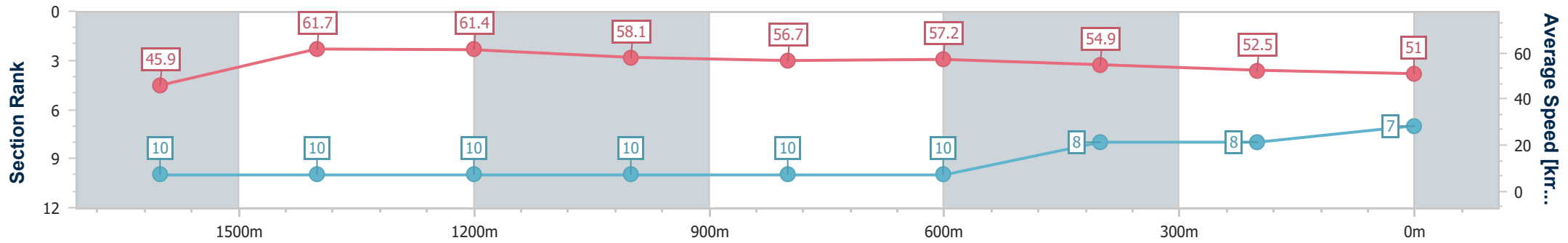
Horse/Jockey Name	Gartan
Final Rank	7
Fastest Section Time (Section)	0:11.55 (1600m)
Top Speed [km/h] (Section)	64.1 (1400m)
Race State	Finished



Toowoomba QLD Professional
 Race 7: HAPPY BIRTHDAY LISA Maiden Handicap - 1890m
 22 February 2025 - 20:44
 Track Rating: Good 4, Weather: Windy, Rail Position: True



Section	Overall	1600m	1400m	1200m	1000m	800m	600m	400m	200m
Section Times	2:04.92 [7] (0:22.21)	1:42.71 [10] (0:11.55)	1:31.16 [10] (0:11.89)	1:19.27 [10] (0:12.43)	1:06.84 [10] (0:12.89)	0:53.95 [10] (0:12.83)	0:41.12 [10] (0:13.26)	0:27.86 [8] (0:13.77)	0:14.09 [8] (0:14.09)
Average Speed [km/h]	45.9	61.7	61.4	58.1	56.7	57.2	54.9	52.5	51.0
Top Speed [km/h]	62.6	62.9	64.1	59.6	58.1	58.4	56.9	53.3	52.4
Avg. Dist. to Rail [m]	9.5	2.2	2.3	4.5	4.5	4.6	2.5	1.7	2.2
Avg. Stride Freq. [Hz]	2.4	2.4	2.4	2.3	2.3	2.4	2.3	2.3	2.3
Avg. Stride Length [m]	5.5	7.2	7.2	6.9	6.8	6.7	6.5	6.3	6.2



- [] Ranking at each section and finish
- .-.- No data available at this section
- NA No data available



Horse/Jockey Name	Bolero
Final Rank	8
Fastest Section Time (Section)	0:11.30 (1600m)
Top Speed [km/h] (Section)	65.7 (1600m)
Race State	Finished



Toowoomba QLD Professional

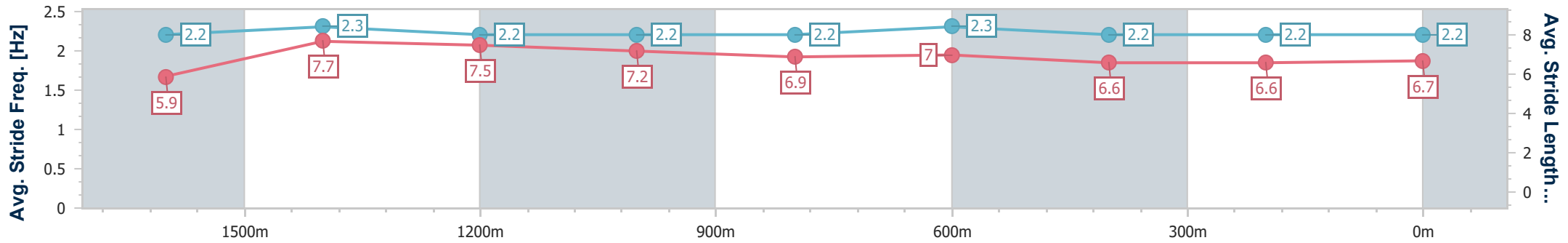
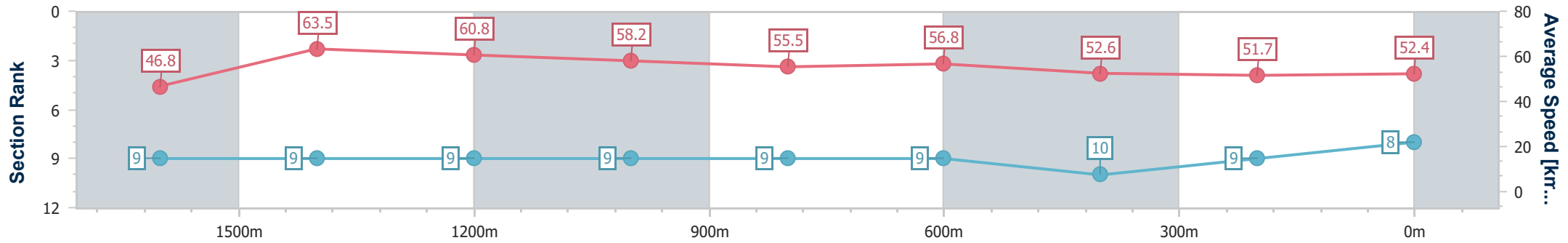
Race 7: HAPPY BIRTHDAY LISA Maiden Handicap - 1890m

22 February 2025 - 20:44

Track Rating: Good 4, Weather: Windy, Rail Position: True



Section	Overall	1600m	1400m	1200m	1000m	800m	600m	400m	200m
Section Times	2:05.18 [8] (0:22.14)	1:43.04 [9] (0:11.30)	1:31.74 [9] (0:12.00)	1:19.74 [9] (0:12.40)	1:07.34 [9] (0:13.10)	0:54.24 [9] (0:12.77)	0:41.47 [9] (0:13.75)	0:27.72 [10] (0:14.03)	0:13.69 [9] (0:13.69)
Average Speed [km/h]	46.8	63.5	60.8	58.2	55.5	56.8	52.6	51.7	52.4
Top Speed [km/h]	63.1	65.7	64.6	60.4	56.9	57.2	56.4	55.5	55.3
Avg. Dist. to Rail [m]	7.9	0.9	1.7	3.2	3.0	2.0	1.1	1.4	0.5
Avg. Stride Freq. [Hz]	2.2	2.3	2.2	2.2	2.2	2.3	2.2	2.2	2.2
Avg. Stride Length [m]	5.9	7.7	7.5	7.2	6.9	7.0	6.6	6.6	6.7



- [] Ranking at each section and finish
- .-.- No data available at this section
- NA No data available



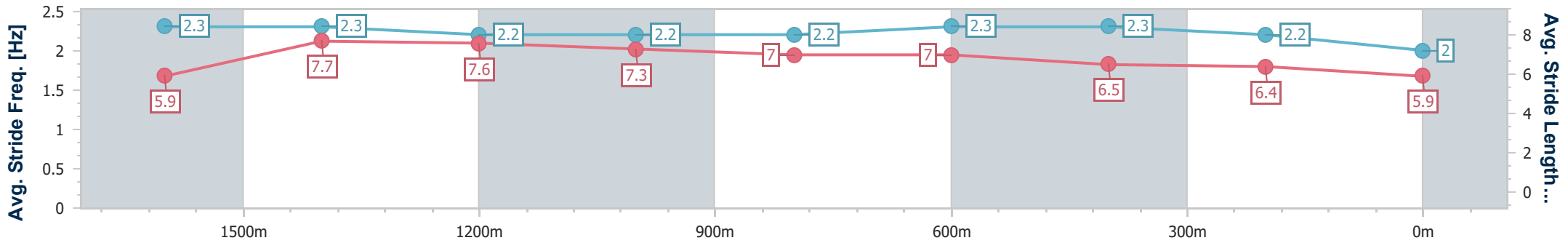
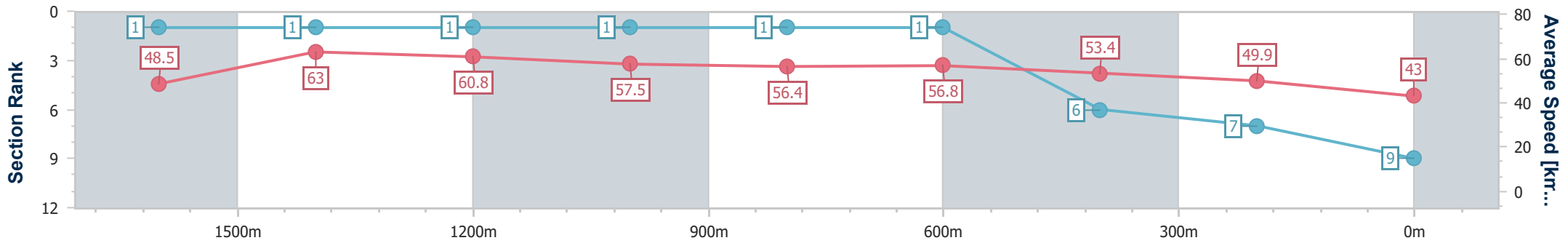
Horse/Jockey Name	Thunder Shanghai
Final Rank	9
Fastest Section Time (Section)	0:11.24 (1600m)
Top Speed [km/h] (Section)	66.6 (Overall)
Race State	Finished



Toowoomba QLD Professional
 Race 7: HAPPY BIRTHDAY LISA Maiden Handicap - 1890m
 22 February 2025 - 20:44
 Track Rating: Good 4, Weather: Windy, Rail Position: True



Section	Overall	1600m	1400m	1200m	1000m	800m	600m	400m	200m
Section Times	2:07.40 [9] (0:21.33)	1:46.07 [1] (0:11.24)	1:34.83 [1] (0:11.94)	1:22.89 [1] (0:12.58)	1:10.31 [1] (0:12.85)	0:57.46 [1] (0:12.74)	0:44.72 [1] (0:13.56)	0:31.16 [6] (0:14.50)	0:16.66 [7] (0:16.66)
Average Speed [km/h]	48.5	63.0	60.8	57.5	56.4	56.8	53.4	49.9	43.0
Top Speed [km/h]	66.6	64.9	65.0	59.0	57.3	57.4	56.0	51.5	48.2
Avg. Dist. to Rail [m]	8.7	2.9	1.9	3.0	1.7	1.6	1.4	0.8	0.9
Avg. Stride Freq. [Hz]	2.3	2.3	2.2	2.2	2.2	2.3	2.3	2.2	2.0
Avg. Stride Length [m]	5.9	7.7	7.6	7.3	7.0	7.0	6.5	6.4	5.9



- [] Ranking at each section and finish
- .-.- No data available at this section
- NA No data available



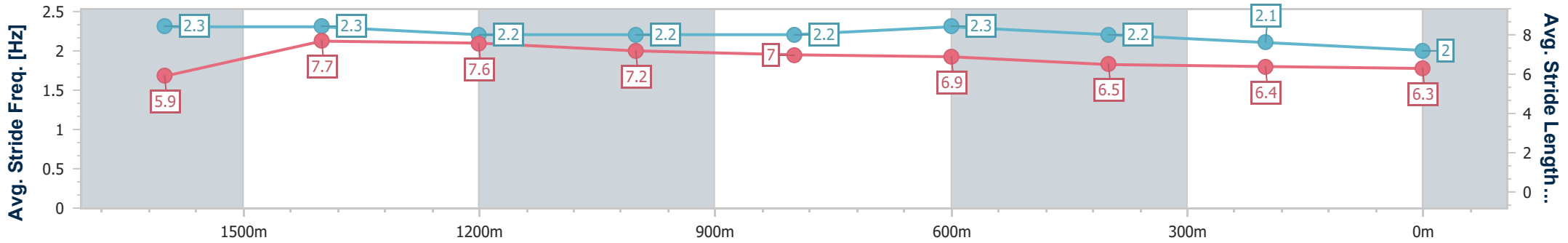
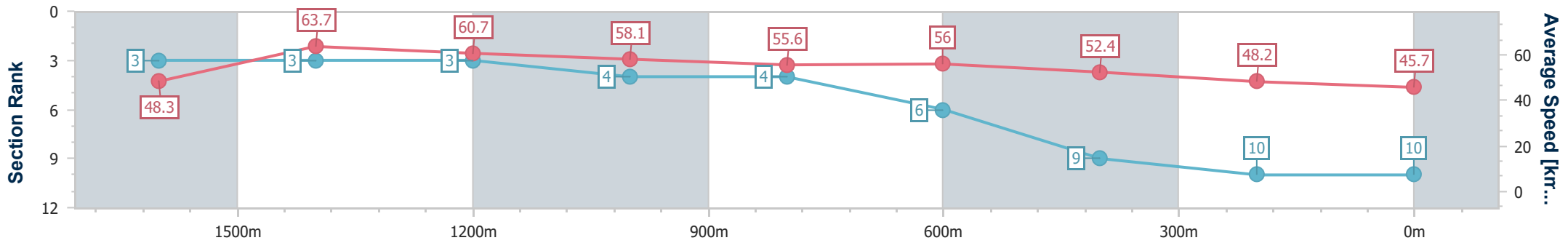
Horse/Jockey Name	Rumbling Boy
Final Rank	10
Fastest Section Time (Section)	0:11.34 (1600m)
Top Speed [km/h] (Section)	65.0 (1600m)
Race State	Finished



Toowoomba QLD Professional
 Race 7: HAPPY BIRTHDAY LISA Maiden Handicap - 1890m
 22 February 2025 - 20:44
 Track Rating: Good 4, Weather: Windy, Rail Position: True



Section	Overall	1600m	1400m	1200m	1000m	800m	600m	400m	200m
Section Times	2:07.95 [10] (0:21.58)	1:46.37 [3] (0:11.34)	1:35.03 [3] (0:11.94)	1:23.09 [3] (0:12.50)	1:10.59 [4] (0:12.97)	0:57.62 [4] (0:12.95)	0:44.67 [6] (0:13.88)	0:30.79 [9] (0:15.02)	0:15.77 [10] (0:15.77)
Average Speed [km/h]	48.3	63.7	60.7	58.1	55.6	56.0	52.4	48.2	45.7
Top Speed [km/h]	64.5	65.0	62.9	59.2	56.1	57.0	56.0	48.7	48.4
Avg. Dist. to Rail [m]	5.9	1.3	2.1	2.6	1.3	2.1	2.2	1.5	0.7
Avg. Stride Freq. [Hz]	2.3	2.3	2.2	2.2	2.2	2.3	2.2	2.1	2.0
Avg. Stride Length [m]	5.9	7.7	7.6	7.2	7.0	6.9	6.5	6.4	6.3



- [] Ranking at each section and finish
- .-.- No data available at this section
- NA No data available