



ALBION PARK, QLD
Race 1 - LADBROKES BLACK BOOK - 520M
17/03/2025 - 18:06:43 PM

RUG	NAME	BOX	TOP SPEED	50M	100M	150M	200M	250M	300M	350M	400M	450M	500M	217M HOME	FINISH TIME
1	She's Our Gal	1	71.5KM/H	3.79 [1] 48.0KM/H (0.8M)	6.40 [1] 69.0KM/H (0.2M)	8.99 [1] 69.4KM/H (0.4M)	11.66 [1] 67.5KM/H (0.9M)	14.41 [1] 65.4KM/H (1.9M)	17.10 [1] 66.8KM/H (2.1M)	19.90 [1] 64.4KM/H (1.6M)	22.85 [1] 61.1KM/H (1.0M)	25.89 [1] 59.1KM/H (0.1M)	29.03 [1] 57.3KM/H (0.2M)	13.02 59.9KM/H (0.7M)	30.29 [1]
4	Akela Kung Fu	4	67.4KM/H	3.84 [3] 47.3KM/H (0.9M)	6.63 [7] 64.4KM/H (0.5M)	9.46 [6] 63.7KM/H (0.8M)	12.21 [6] 65.6KM/H (1.0M)	14.98 [6] 64.8KM/H (2.0M)	17.68 [5] 66.8KM/H (2.6M)	20.46 [4] 64.8KM/H (1.8M)	23.38 [4] 61.7KM/H (1.0M)	26.36 [3] 60.3KM/H (0.2M)	29.41 [2] 59.0KM/H (1.0M)	12.78 61.1KM/H (1.0M)	30.62 [2]
7	Extreme Malt	7	70.0KM/H	3.87 [5] 47.0KM/H (2.1M)	6.55 [2] 67.2KM/H (0.9M)	9.15 [2] 69.3KM/H (0.5M)	11.84 [2] 66.8KM/H (1.2M)	14.60 [2] 65.3KM/H (2.2M)	17.32 [2] 66.1KM/H (2.6M)	20.14 [2] 63.7KM/H (1.5M)	23.14 [2] 60.0KM/H (0.8M)	26.24 [2] 58.1KM/H (0.1M)	29.42 [3] 56.7KM/H (0.6M)	13.20 59.0KM/H (0.7M)	30.68 [3]
8	Somerset Jesse	8	67.0KM/H	3.86 [4] 47.0KM/H (3.6M)	6.59 [3] 66.0KM/H (2.3M)	9.35 [4] 65.1KM/H (1.7M)	12.14 [4] 64.6KM/H (1.9M)	14.95 [4] 64.1KM/H (2.7M)	17.67 [4] 66.1KM/H (4.2M)	20.51 [5] 63.3KM/H (2.6M)	23.48 [5] 60.6KM/H (1.6M)	26.47 [5] 60.2KM/H (0.2M)	29.50 [4] 59.5KM/H (1.4M)	12.87 60.7KM/H (1.4M)	30.71 [4]
6	Padova	6	69.5KM/H	3.95 [8] 46.0KM/H (2.7M)	6.60 [4] 67.9KM/H (2.0M)	9.24 [3] 68.1KM/H (1.3M)	11.99 [3] 65.5KM/H (2.4M)	14.78 [3] 64.4KM/H (3.8M)	17.46 [3] 67.2KM/H (6.0M)	20.31 [3] 63.2KM/H (3.9M)	23.29 [3] 60.3KM/H (2.3M)	26.38 [4] 58.3KM/H (1.3M)	29.52 [5] 57.4KM/H (3.0M)	13.14 59.3KM/H (2.6M)	30.77 [5]
3	Mystic Mirage	3	68.4KM/H	3.92 [7] 46.3KM/H (0.6M)	6.62 [6] 66.6KM/H (0.2M)	9.36 [5] 65.8KM/H (0.4M)	12.14 [5] 64.7KM/H (0.9M)	14.98 [5] 63.5KM/H (1.6M)	17.74 [6] 65.1KM/H (1.8M)	20.60 [6] 63.0KM/H (1.6M)	23.57 [6] 60.7KM/H (0.8M)	26.58 [6] 59.8KM/H (0.3M)	29.63 [6] 59.1KM/H (0.5M)	12.91 60.4KM/H (0.7M)	30.82 [6]
9	Professor Arlena	2	67.7KM/H	3.80 [2] 47.8KM/H (0.8M)	6.62 [5] 63.9KM/H (0.3M)	9.56 [7] 61.1KM/H (0.5M)	12.43 [8] 62.7KM/H (2.0M)	15.26 [8] 63.6KM/H (3.3M)	17.94 [7] 67.2KM/H (3.6M)	20.75 [7] 64.2KM/H (2.4M)	23.71 [7] 60.8KM/H (2.0M)	26.69 [7] 60.4KM/H (0.9M)	29.70 [7] 59.8KM/H (1.2M)	12.80 61.0KM/H (1.5M)	30.90 [7]
5	Ziping Bogart	5	66.4KM/H	3.89 [6] 46.7KM/H (1.7M)	6.71 [8] 63.8KM/H (0.6M)	9.56 [8] 63.1KM/H (0.4M)	12.39 [7] 63.7KM/H (1.0M)	15.21 [7] 63.7KM/H (1.7M)	17.95 [8] 65.8KM/H (1.8M)	20.78 [8] 63.7KM/H (1.7M)	23.75 [8] 60.6KM/H (1.0M)	26.76 [8] 59.7KM/H (0.3M)	29.77 [8] 59.8KM/H (0.2M)	12.83 60.6KM/H (0.7M)	30.94 [8]

Information is produced by IsoLynx tracking system

Legend:

[] - Rank at each section

() - Average meters to rail for section

* - Estimated values





ALBION PARK, QLD
 Race 2 - BOX 1 PHOTOGRAPHY - 520M
 17/03/2025 - 18:28:38 PM

RUG	NAME	BOX	TOP SPEED	50M	100M	150M	200M	250M	300M	350M	400M	450M	500M	217M HOME	FINISH TIME
1	Cha Cha Kitty	1	69.6KM/H	3.89 [1] 46.6KM/H (0.5M)	6.59 [1] 66.8KM/H (0.1M)	9.20 [1] 68.9KM/H (0.4M)	11.88 [1] 67.2KM/H (0.9M)	14.61 [1] 66.1KM/H (1.4M)	17.29 [1] 67.1KM/H (2.1M)	20.07 [1] 64.6KM/H (1.7M)	23.01 [1] 61.2KM/H (1.0M)	26.05 [1] 59.3KM/H (0.2M)	29.18 [1] 57.5KM/H (0.5M)	12.95 59.8KM/H (0.8M)	30.40 [1]
2	Aston Piston	2	68.0KM/H	3.91 [2] 46.4KM/H (0.4M)	6.62 [2] 66.4KM/H (0.4M)	9.32 [2] 66.9KM/H (0.6M)	12.03 [2] 66.4KM/H (1.0M)	14.79 [2] 65.2KM/H (1.7M)	17.49 [2] 66.5KM/H (2.2M)	20.31 [2] 64.0KM/H (1.7M)	23.26 [2] 60.9KM/H (1.0M)	26.29 [2] 59.4KM/H (0.3M)	29.39 [2] 58.1KM/H (0.5M)	12.95 60.2KM/H (0.8M)	30.61 [2]
8	Indy Cha Cha	8	67.9KM/H	3.92 [4] 46.3KM/H (2.7M)	6.65 [3] 65.9KM/H (1.4M)	9.37 [3] 66.3KM/H (1.3M)	12.13 [3] 65.2KM/H (1.6M)	14.94 [3] 63.9KM/H (2.2M)	17.69 [3] 65.4KM/H (2.9M)	20.59 [3] 62.2KM/H (1.8M)	23.62 [3] 59.4KM/H (0.8M)	26.73 [3] 57.9KM/H (0.2M)	29.92 [3] 56.4KM/H (0.5M)	13.32 58.5KM/H (0.8M)	31.18 [3]
4	Solar Rose	4	67.9KM/H	3.91 [3] 46.4KM/H (1.7M)	6.67 [4] 65.3KM/H (1.0M)	9.40 [4] 65.9KM/H (1.0M)	12.17 [4] 65.0KM/H (1.0M)	14.97 [4] 64.2KM/H (1.4M)	17.72 [4] 65.4KM/H (1.8M)	20.83 [4] 57.8KM/H (1.8M)	24.02 [4] 56.6KM/H (0.8M)	27.16 [4] 57.3KM/H (0.2M)	30.31 [4] 57.0KM/H (0.8M)	13.67 57.1KM/H (0.8M)	31.56 [4]

Information is produced by IsoLynx tracking system
 Legend:
 [] - Rank at each section
 () - Average meters to rail for section
 * - Estimated values





ALBION PARK, QLD
 Race 3 - LADBROKES RACING CLUB - 520M
 17/03/2025 - 18:50:37 PM

RUG	NAME	BOX	TOP SPEED	50M	100M	150M	200M	250M	300M	350M	400M	450M	500M	217M HOME	FINISH TIME
8	Shian Quirky	8	71.3KM/H	3.75 [1] 48.4KM/H (2.1M)	6.38 [1] 68.6KM/H (0.3M)	8.98 [1] 69.2KM/H (0.2M)	11.68 [1] 66.7KM/H (0.8M)	14.45 [1] 64.9KM/H (1.4M)	17.17 [1] 66.2KM/H (1.4M)	20.01 [1] 63.4KM/H (1.4M)	23.01 [1] 60.1KM/H (0.7M)	26.09 [1] 58.3KM/H (0.1M)	29.29 [1] 56.4KM/H (0.3M)	13.22 58.9KM/H (0.6M)	30.56 [1]
5	Winged Wonder	5	68.8KM/H	3.89 [4] 46.7KM/H (2.0M)	6.59 [4] 66.6KM/H (0.7M)	9.26 [4] 67.5KM/H (0.8M)	12.02 [3] 65.2KM/H (1.5M)	14.83 [3] 63.9KM/H (2.2M)	17.57 [3] 65.7KM/H (2.8M)	20.41 [3] 63.5KM/H (2.1M)	23.38 [3] 60.6KM/H (1.2M)	26.40 [2] 59.5KM/H (0.5M)	29.43 [2] 59.4KM/H (0.3M)	12.89 60.4KM/H (0.9M)	30.62 [2]
1	Cha Cha Zac	1	70.5KM/H	3.82 [2] 47.6KM/H (0.2M)	6.49 [2] 67.3KM/H (0.2M)	9.18 [2] 66.9KM/H (0.4M)	11.98 [2] 64.4KM/H (1.0M)	14.79 [2] 64.0KM/H (1.7M)	17.52 [2] 65.9KM/H (2.4M)	20.36 [2] 63.5KM/H (1.8M)	23.34 [2] 60.4KM/H (0.8M)	26.42 [3] 58.4KM/H (0.1M)	29.59 [3] 56.8KM/H (0.1M)	13.15 59.3KM/H (0.7M)	30.83 [3]
2	Kenny Dutton	2	68.9KM/H	3.83 [3] 47.4KM/H (0.8M)	6.53 [3] 66.8KM/H (0.3M)	9.24 [3] 66.3KM/H (0.5M)	12.05 [4] 64.1KM/H (0.7M)	14.90 [4] 63.3KM/H (1.3M)	17.62 [4] 66.1KM/H (1.3M)	20.49 [4] 62.8KM/H (1.4M)	23.48 [4] 60.1KM/H (0.7M)	26.54 [4] 58.8KM/H (0.1M)	29.68 [4] 57.4KM/H (0.3M)	13.14 59.2KM/H (0.6M)	30.92 [4]

Information is produced by IsoLynx tracking system
 Legend:
 [] - Rank at each section
 () - Average meters to rail for section
 * - Estimated values





ALBION PARK, QLD
 Race 4 - ROSEWOOD VETERINARY SERVICE - 710M
 17/03/2025 - 19:16:36 PM

RUG	NAME	BOX	TOP SPEED	50M	100M	150M	200M	250M	300M	350M	400M	450M	500M	550M	600M	650M	700M	217M HOME	FINISH TIME	
2	Akela Ninjutsu	2	67.0KM/H	47.6KM/H (1.8M)	64.4KM/H (2.0M)	64.1KM/H (1.6M)	62.8KM/H (1.0M)	64.7KM/H (0.8M)	65.8KM/H (0.4M)	63.6KM/H (0.7M)	61.9KM/H (1.3M)	61.1KM/H (2.0M)	62.0KM/H (2.4M)	59.2KM/H (2.0M)	56.9KM/H (1.3M)	56.6KM/H (0.6M)	56.1KM/H (1.1M)	57.3KM/H (1.2M)	13.61	42.59 [1]
8	Jeremiah Fire	8	66.2KM/H	47.4KM/H (3.7M)	65.2KM/H (2.6M)	64.7KM/H (1.9M)	64.2KM/H (0.6M)	64.3KM/H (1.1M)	65.8KM/H (0.5M)	63.9KM/H (0.5M)	61.7KM/H (0.9M)	60.8KM/H (1.7M)	61.9KM/H (2.0M)	59.0KM/H (1.6M)	56.6KM/H (0.9M)	55.5KM/H (0.2M)	55.2KM/H (0.1M)	56.6KM/H (0.7M)	13.78	42.68 [2]
6	Akela laido	6	68.7KM/H	46.3KM/H (3.0M)	64.1KM/H (1.9M)	66.1KM/H (1.1M)	66.7KM/H (0.4M)	66.4KM/H (0.5M)	68.1KM/H (0.4M)	64.2KM/H (0.7M)	61.9KM/H (1.0M)	60.8KM/H (1.5M)	61.9KM/H (1.9M)	59.2KM/H (1.5M)	56.7KM/H (0.7M)	54.4KM/H (0.2M)	52.1KM/H (0.1M)	55.6KM/H (0.7M)	14.03	42.71 [3]
1	Enchanted Ava	1	67.3KM/H	48.1KM/H (1.4M)	65.7KM/H (1.8M)	66.3KM/H (1.2M)	65.7KM/H (0.3M)	65.5KM/H (0.3M)	66.4KM/H (0.3M)	64.1KM/H (0.4M)	60.9KM/H (1.1M)	59.2KM/H (2.0M)	60.9KM/H (2.9M)	58.8KM/H (1.7M)	57.1KM/H (0.7M)	54.7KM/H (0.2M)	53.4KM/H (0.8M)	55.9KM/H (0.9M)	13.95	42.72 [4]
4	Away Days	4	66.2KM/H	46.5KM/H (2.5M)	60.0KM/H (1.8M)	65.0KM/H (1.0M)	65.8KM/H (0.2M)	65.4KM/H (0.2M)	65.8KM/H (0.2M)	63.3KM/H (0.3M)	61.1KM/H (0.9M)	60.2KM/H (1.3M)	60.8KM/H (1.7M)	58.4KM/H (1.4M)	56.9KM/H (0.5M)	56.1KM/H (0.1M)	56.1KM/H (0.2M)	56.8KM/H (0.6M)	13.70	42.92 [5]
3	Hara's Harper	3	69.1KM/H	46.6KM/H (2.2M)	64.8KM/H (1.7M)	60.4KM/H (1.8M)	61.1KM/H (0.6M)	65.7KM/H (0.9M)	67.5KM/H (0.4M)	63.7KM/H (1.0M)	61.9KM/H (1.4M)	60.5KM/H (2.0M)	61.0KM/H (2.1M)	58.0KM/H (1.8M)	56.8KM/H (0.9M)	56.0KM/H (0.3M)	56.2KM/H (0.6M)	56.8KM/H (1.0M)	13.73	42.98 [6]
7	Akela Martial	7	68.0KM/H	46.6KM/H (3.2M)	64.8KM/H (2.2M)	59.4KM/H (2.4M)	59.7KM/H (0.9M)	64.7KM/H (0.1M)	66.3KM/H (0.2M)	63.9KM/H (0.5M)	61.4KM/H (0.9M)	60.2KM/H (1.4M)	60.8KM/H (1.5M)	57.8KM/H (1.4M)	56.1KM/H (0.7M)	55.1KM/H (0.2M)	55.3KM/H (0.3M)	56.2KM/H (0.6M)	13.89	43.39 [7]

Information is produced by IsoLynx tracking system

Legend:

[] - Rank at each section

() - Average meters to rail for section

* - Estimated values





ALBION PARK, QLD
Race 5 - TIGGERLONG TONK @ STUD - 600M
17/03/2025 - 19:38:36 PM

RUG	NAME	BOX	TOP SPEED	50M	100M	150M	200M	250M	300M	350M	400M	450M	500M	550M	600M	217M HOME	FINISH TIME
3	Zephyr	3	71.8KM/H	3.77 [3] 48.1KM/H (1.0M)	6.55 [2] 64.8KM/H (0.1M)	9.17 [2] 68.8KM/H (0.9M)	11.74 [2] 70.2KM/H (0.4M)	14.46 [2] 66.2KM/H (0.5M)	17.28 [1] 63.7KM/H (1.1M)	20.10 [1] 63.9KM/H (2.2M)	22.84 [1] 65.6KM/H (2.2M)	25.76 [1] 61.7KM/H (1.4M)	28.79 [1] 59.4KM/H (0.6M)	31.90 [1] 57.9KM/H (0.3M)	35.01 [1] 57.6KM/H (0.7M)	13.11 59.5KM/H (0.8M)	35.01 [1]
6	Garrison	6	69.4KM/H	3.77 [2] 48.2KM/H (1.5M)	6.70 [3] 61.4KM/H (0.5M)	9.36 [3] 67.9KM/H (1.3M)	11.97 [3] 68.9KM/H (0.8M)	14.69 [3] 66.2KM/H (0.6M)	17.49 [3] 64.3KM/H (1.1M)	20.30 [3] 64.1KM/H (2.2M)	23.07 [3] 64.9KM/H (1.9M)	26.02 [2] 61.1KM/H (1.3M)	29.03 [2] 59.8KM/H (0.4M)	32.07 [2] 59.2KM/H (0.1M)	35.11 [2] 58.1KM/H (0.2M)	13.00 59.8KM/H (0.6M)	35.11 [2]
2	Miss No Show	2	69.4KM/H	3.97 [5] 45.8KM/H (1.1M)	6.77 [5] 64.3KM/H (0.7M)	9.43 [5] 67.6KM/H (1.7M)	12.07 [5] 68.2KM/H (1.1M)	14.79 [4] 66.1KM/H (1.0M)	17.60 [4] 64.2KM/H (1.5M)	20.42 [4] 63.7KM/H (2.9M)	23.20 [4] 64.9KM/H (2.8M)	26.13 [4] 61.4KM/H (1.9M)	29.20 [4] 58.7KM/H (1.4M)	32.32 [3] 57.7KM/H (0.7M)	35.45 [3] 57.1KM/H (0.9M)	13.21 59.1KM/H (1.3M)	35.45 [3]
7	Easy Beat	7	70.7KM/H	3.76 [1] 48.3KM/H (2.4M)	6.46 [1] 66.6KM/H (0.6M)	9.06 [1] 69.5KM/H (0.5M)	11.65 [1] 69.4KM/H (0.5M)	14.43 [1] 64.8KM/H (0.8M)	17.33 [2] 62.1KM/H (1.5M)	20.23 [2] 62.0KM/H (2.8M)	23.06 [2] 63.7KM/H (2.6M)	26.07 [3] 59.9KM/H (1.8M)	29.17 [3] 58.0KM/H (0.9M)	32.33 [4] 57.0KM/H (0.1M)	35.50 [4] 56.5KM/H (0.3M)	13.42 58.2KM/H (0.9M)	35.50 [4]
8	Light Of Mine	8	69.0KM/H	4.01 [6] 45.2KM/H (2.3M)	6.82 [6] 64.1KM/H (1.0M)	9.48 [6] 67.7KM/H (1.9M)	12.14 [6] 67.6KM/H (0.9M)	14.92 [6] 64.8KM/H (0.7M)	17.78 [6] 62.9KM/H (1.7M)	20.62 [6] 63.4KM/H (2.7M)	23.41 [6] 64.4KM/H (2.4M)	26.38 [6] 60.6KM/H (1.9M)	29.45 [5] 58.7KM/H (0.7M)	32.62 [5] 56.8KM/H (0.2M)	35.67 [5] 58.9KM/H (0.5M)	13.22 59.1KM/H (0.9M)	35.67 [5]
1	Ultra Hannah	1	70.3KM/H	3.86 [4] 47.0KM/H (0.4M)	6.71 [4] 63.3KM/H (0.1M)	9.38 [4] 67.3KM/H (0.1M)	12.02 [4] 68.1KM/H (0.2M)	14.83 [5] 64.2KM/H (0.5M)	17.71 [5] 62.4KM/H (1.1M)	20.57 [5] 63.0KM/H (1.5M)	23.38 [5] 64.0KM/H (1.5M)	26.38 [5] 60.2KM/H (1.3M)	29.49 [6] 57.8KM/H (0.3M)	32.73 [6] 55.6KM/H (0.2M)	35.85 [6] 56.9KM/H (0.3M)	13.44 57.9KM/H (0.6M)	35.85 [6]

Information is produced by IsoLynx tracking system

Legend:

[] - Rank at each section







() - Average meters to rail for section

* - Estimated values





ALBION PARK, QLD
Race 6 - GARRARD'S HORSE AND HOUND - 520M
17/03/2025 - 20:00:42 PM

RUG	NAME	BOX	SECT 1	SECT 2	HOME	FINISH TIME
	Rapid On Fire	2	5.56	17.32	12.88	30.20 [1]
	Brunswick Rocket	4	5.80	17.66	12.73	30.39 [2]
	Goodness Baby	6	5.89	17.91	12.98	30.89 [3]
	Barefoot Elsa	7	5.72	17.63	13.36	30.99 [4]
	Redback Jack	8	5.67	17.59	13.44	31.03 [5]
	Last To Know	3	5.81	17.87	13.17	31.04 [6]

Information is produced by IsoLynx tracking system
Legend:
[] - Rank at each section
() - Average meters to rail for section
* - Estimated values





ALBION PARK, QLD
 Race 7 - GORSKI TIPPERS AUSTRALIA WIDE - 520M
 17/03/2025 - 20:21:35 PM

RUG	NAME	BOX	TOP SPEED	50M	100M	150M	200M	250M	300M	350M	400M	450M	500M	217M HOME	FINISH TIME
6	Del Greco	6	69.5KM/H	3.85 [7] 47.2KM/H (2.6M)	6.51 [4] 67.7KM/H (1.6M)	9.16 [3] 68.1KM/H (0.9M)	11.83 [3] 67.2KM/H (0.9M)	14.57 [1] 65.7KM/H (1.7M)	17.24 [1] 67.4KM/H (2.2M)	20.01 [1] 65.0KM/H (1.7M)	22.98 [1] 60.7KM/H (0.9M)	26.05 [1] 58.7KM/H (0.2M)	29.22 [1] 56.8KM/H (0.4M)	13.07 59.6KM/H (0.7M)	30.47 [1]
5	Lost Dragon	5	70.1KM/H	3.74 [3] 48.6KM/H (2.2M)	6.40 [1] 67.7KM/H (0.7M)	9.02 [1] 68.6KM/H (0.6M)	11.75 [1] 66.0KM/H (1.3M)	14.60 [2] 63.2KM/H (2.7M)	17.33 [2] 65.8KM/H (3.2M)	20.20 [2] 62.9KM/H (2.0M)	23.22 [2] 59.4KM/H (0.9M)	26.31 [2] 58.4KM/H (0.3M)	29.38 [2] 58.5KM/H (0.6M)	13.09 59.6KM/H (0.9M)	30.59 [2]
3	Crazy George	3	67.1KM/H	3.83 [5] 47.5KM/H (0.6M)	6.65 [8] 63.8KM/H (0.4M)	9.49 [8] 63.2KM/H (1.0M)	12.25 [8] 65.2KM/H (1.1M)	15.05 [7] 64.4KM/H (1.4M)	17.76 [6] 66.5KM/H (1.7M)	20.57 [6] 64.0KM/H (1.7M)	23.52 [6] 61.0KM/H (1.3M)	26.50 [5] 60.4KM/H (0.4M)	29.52 [3] 59.6KM/H (0.3M)	12.80 60.9KM/H (0.9M)	30.72 [3]
7	Finnis Bale	7	69.3KM/H	3.72 [1] 48.9KM/H (3.1M)	6.41 [2] 66.8KM/H (1.6M)	9.05 [2] 68.3KM/H (1.1M)	11.80 [2] 65.5KM/H (1.7M)	14.66 [3] 62.9KM/H (3.2M)	17.41 [3] 65.4KM/H (4.1M)	20.25 [3] 63.5KM/H (2.4M)	23.26 [3] 59.8KM/H (1.5M)	26.37 [3] 57.9KM/H (0.7M)	29.53 [4] 57.0KM/H (0.9M)	13.18 59.0KM/H (1.3M)	30.76 [4]
1	Look For Lionel	1	67.8KM/H	3.78 [4] 48.0KM/H (0.5M)	6.49 [3] 66.4KM/H (0.3M)	9.20 [4] 66.5KM/H (0.4M)	11.98 [4] 64.7KM/H (0.9M)	14.75 [4] 64.9KM/H (1.6M)	17.45 [4] 66.7KM/H (1.5M)	20.33 [4] 62.5KM/H (1.5M)	23.32 [4] 60.1KM/H (0.7M)	26.39 [4] 58.7KM/H (0.1M)	29.55 [5] 57.0KM/H (0.1M)	13.22 58.9KM/H (0.6M)	30.83 [5]
4	Shevchenko Hayze	4	66.1KM/H	3.74 [2] 48.6KM/H (1.3M)	6.52 [5] 64.8KM/H (0.6M)	9.36 [6] 63.4KM/H (0.9M)	12.09 [5] 65.8KM/H (0.7M)	14.88 [5] 64.5KM/H (1.2M)	17.62 [5] 65.8KM/H (1.4M)	20.47 [5] 63.2KM/H (1.5M)	23.50 [5] 59.4KM/H (0.7M)	26.63 [6] 57.5KM/H (0.1M)	29.79 [6] 57.1KM/H (0.1M)	13.27 58.9KM/H (0.6M)	31.05 [6]
2	Bug Me Not	2	68.6KM/H	3.87 [8] 46.9KM/H (0.5M)	6.60 [7] 66.0KM/H (0.3M)	9.42 [7] 63.9KM/H (1.0M)	12.25 [7] 63.5KM/H (1.9M)	15.11 [8] 62.9KM/H (3.1M)	17.85 [8] 65.8KM/H (4.0M)	20.76 [8] 61.8KM/H (2.9M)	23.84 [7] 58.4KM/H (2.7M)	27.01 [7] 56.9KM/H (1.3M)	30.21 [7] 56.2KM/H (1.2M)	13.46 57.8KM/H (1.9M)	31.47 [7]
8	Weeona Bella	8	67.7KM/H	3.85 [6] 47.2KM/H (3.7M)	6.56 [6] 66.4KM/H (2.4M)	9.28 [5] 66.2KM/H (2.1M)	12.15 [6] 62.7KM/H (3.0M)	15.03 [6] 62.6KM/H (2.9M)	17.78 [7] 65.4KM/H (2.9M)	20.70 [7] 61.7KM/H (2.6M)	23.85 [8] 57.0KM/H (2.5M)	27.02 [8] 56.9KM/H (0.8M)	30.24 [8] 56.0KM/H (0.6M)	13.53 57.4KM/H (1.5M)	31.48 [8]

Information is produced by IsoLynx tracking system
 Legend:
 [] - Rank at each section
 () - Average meters to rail for section
 * - Estimated values





ALBION PARK, QLD
Race 8 - ZILLMERE SPORTS CLUB - 520M
17/03/2025 - 20:46:40 PM

RUG	NAME	BOX	TOP SPEED	50M	100M	150M	200M	250M	300M	350M	400M	450M	500M	217M HOME	FINISH TIME
4	Cleopatra Hayze	4	70.4KM/H	3.76 [1] 48.3KM/H (1.9M)	6.46 [1] 66.6KM/H (0.6M)	9.07 [1] 68.9KM/H (0.7M)	11.77 [1] 66.7KM/H (1.3M)	14.52 [1] 65.4KM/H (2.0M)	17.20 [1] 67.1KM/H (2.9M)	19.98 [1] 64.9KM/H (1.9M)	22.90 [1] 61.6KM/H (1.3M)	25.91 [1] 59.8KM/H (0.4M)	29.01 [1] 58.1KM/H (0.8M)	12.87 60.6KM/H (1.0M)	30.24 [1]
5	Big Easy AI	5	69.6KM/H	3.81 [2] 47.6KM/H (2.2M)	6.47 [2] 67.6KM/H (1.3M)	9.10 [3] 68.4KM/H (1.1M)	11.83 [3] 65.9KM/H (1.7M)	14.63 [3] 64.5KM/H (2.6M)	17.31 [3] 67.1KM/H (3.6M)	20.10 [3] 64.4KM/H (2.4M)	23.08 [2] 60.6KM/H (1.5M)	26.12 [2] 59.1KM/H (0.5M)	29.22 [2] 58.1KM/H (0.6M)	12.97 60.1KM/H (1.1M)	30.44 [2]
2	Slack	2	70.1KM/H	3.82 [4] 47.5KM/H (0.5M)	6.48 [3] 67.7KM/H (0.2M)	9.09 [2] 69.0KM/H (0.2M)	11.78 [2] 66.9KM/H (0.7M)	14.55 [2] 65.0KM/H (1.2M)	17.25 [2] 66.5KM/H (1.4M)	20.08 [2] 63.6KM/H (1.4M)	23.08 [3] 60.0KM/H (0.7M)	26.21 [3] 57.6KM/H (0.2M)	29.42 [3] 56.1KM/H (0.3M)	13.26 58.8KM/H (0.6M)	30.68 [3]
3	Aim High	3	68.5KM/H	3.81 [3] 47.6KM/H (0.7M)	6.52 [4] 66.5KM/H (0.4M)	9.22 [4] 66.6KM/H (1.0M)	12.04 [5] 63.8KM/H (2.2M)	14.86 [5] 63.8KM/H (2.4M)	17.57 [4] 66.6KM/H (2.9M)	20.41 [4] 63.2KM/H (2.1M)	23.43 [4] 59.7KM/H (1.2M)	26.51 [4] 58.5KM/H (0.4M)	29.62 [4] 57.7KM/H (0.4M)	13.12 59.4KM/H (1.0M)	30.85 [4]
8	Brunswick Bullet	8	68.9KM/H	3.83 [5] 47.4KM/H (3.4M)	6.52 [5] 67.0KM/H (1.7M)	9.25 [5] 65.9KM/H (1.3M)	12.12 [6] 62.7KM/H (2.4M)	14.92 [6] 64.3KM/H (2.5M)	17.61 [6] 66.9KM/H (2.4M)	20.55 [6] 61.2KM/H (1.9M)	23.64 [6] 58.3KM/H (1.3M)	26.72 [6] 58.5KM/H (0.7M)	29.71 [5] 60.1KM/H (0.8M)	13.11 58.4KM/H (1.1M)	30.89 [5]
6	Henry Locksmith	6	67.4KM/H	3.96 [8] 45.8KM/H (2.7M)	6.74 [8] 64.7KM/H (2.3M)	9.50 [8] 65.3KM/H (1.1M)	12.38 [8] 62.6KM/H (1.4M)	15.21 [8] 63.4KM/H (2.4M)	17.92 [7] 66.6KM/H (4.0M)	20.73 [7] 63.9KM/H (2.7M)	23.74 [7] 60.0KM/H (2.2M)	26.77 [7] 59.3KM/H (1.2M)	29.78 [7] 59.9KM/H (1.8M)	12.89 60.6KM/H (1.9M)	30.97 [6]
1	Zipping Geppetto	1	69.2KM/H	3.90 [7] 46.5KM/H (0.7M)	6.59 [6] 66.8KM/H (0.5M)	9.27 [6] 67.4KM/H (0.6M)	12.03 [4] 65.1KM/H (1.2M)	14.84 [4] 64.0KM/H (1.7M)	17.57 [5] 65.9KM/H (1.7M)	20.51 [5] 61.2KM/H (1.7M)	23.58 [5] 58.6KM/H (1.1M)	26.67 [5] 58.3KM/H (0.3M)	29.77 [6] 58.1KM/H (0.2M)	13.25 58.8KM/H (0.8M)	30.99 [7]
7	Indy Pace Car	7	66.6KM/H	3.87 [6] 46.9KM/H (2.8M)	6.62 [7] 65.4KM/H (1.1M)	9.44 [7] 64.0KM/H (0.6M)	12.25 [7] 63.9KM/H (0.8M)	15.14 [7] 62.4KM/H (1.9M)	17.95 [8] 64.0KM/H (2.6M)	20.84 [8] 62.3KM/H (2.2M)	23.90 [8] 58.8KM/H (1.2M)	27.06 [8] 56.9KM/H (0.2M)	30.33 [8] 55.1KM/H (0.2M)	13.50 57.8KM/H (0.8M)	31.62 [8]

Information is produced by IsoLynx tracking system
Legend:
[] - Rank at each section
() - Average meters to rail for section
* - Estimated values





ALBION PARK, QLD
Race 9 - SEN TRACK - 395M
17/03/2025 - 21:11:38 PM

RUG	NAME	BOX	TOP SPEED	50M	100M	150M	200M	250M	300M	350M	217M HOME	FINISH TIME
	Shamrock Hayze	2	72.1KM/H	3.86 [2] 47.0KM/H (0.9M)	6.61 [2] 65.5KM/H (1.4M)	9.19 [2] 69.7KM/H (2.3M)	11.72 [2] 71.3KM/H (2.2M)	14.44 [2] 66.1KM/H (1.5M)	17.26 [2] 63.8KM/H (0.4M)	20.17 [1] 62.1KM/H (0.3M)	12.19 64.0KM/H (0.8M)	22.79 [1]
	Power Up Annie	5	71.0KM/H	3.74 [1] 48.6KM/H (1.8M)	6.41 [1] 67.5KM/H (1.4M)	9.00 [1] 69.3KM/H (3.1M)	11.60 [1] 69.3KM/H (3.2M)	14.37 [1] 65.2KM/H (1.6M)	17.25 [1] 62.4KM/H (0.7M)	20.24 [2] 60.3KM/H (1.5M)	12.46 62.8KM/H (1.8M)	22.89 [2]
	Art Of Deception	7	71.9KM/H	3.91 [4] 46.5KM/H (2.4M)	6.68 [3] 65.0KM/H (2.1M)	9.29 [3] 69.0KM/H (3.2M)	11.82 [3] 71.0KM/H (2.6M)	14.57 [3] 65.3KM/H (2.5M)	17.44 [3] 62.8KM/H (1.6M)	20.37 [3] 61.5KM/H (1.3M)	12.23 63.8KM/H (1.7M)	22.92 [3]
	Bad Boy Wilson	4	72.2KM/H	4.02 [7] 45.1KM/H (1.9M)	6.83 [7] 64.1KM/H (2.1M)	9.46 [5] 68.4KM/H (3.1M)	11.99 [5] 71.2KM/H (2.6M)	14.81 [5] 64.0KM/H (2.7M)	17.70 [5] 62.2KM/H (1.2M)	20.59 [5] 62.2KM/H (1.2M)	12.27 63.6KM/H (1.6M)	23.13 [4]
	Zooming Zena	1	70.5KM/H	3.90 [3] 46.6KM/H (0.7M)	6.71 [4] 63.9KM/H (1.1M)	9.36 [4] 68.0KM/H (2.1M)	11.94 [4] 69.6KM/H (2.0M)	14.71 [4] 65.0KM/H (1.4M)	17.58 [4] 62.7KM/H (0.5M)	20.55 [4] 60.6KM/H (0.4M)	12.43 62.8KM/H (0.8M)	23.22 [5]
	Blackpool Keanu	6	69.4KM/H	3.95 [6] 45.9KM/H (2.0M)	6.83 [6] 62.5KM/H (1.4M)	9.50 [6] 67.4KM/H (1.8M)	12.12 [6] 68.7KM/H (1.9M)	14.92 [6] 64.3KM/H (1.5M)	17.81 [6] 62.3KM/H (0.5M)	20.77 [6] 60.8KM/H (0.6M)	12.45 62.6KM/H (0.9M)	23.41 [6]
	Haunted Town	3	70.2KM/H	4.05 [8] 44.8KM/H (1.4M)	6.94 [8] 62.3KM/H (1.5M)	9.63 [8] 67.0KM/H (4.1M)	12.24 [8] 68.9KM/H (3.9M)	15.06 [8] 63.8KM/H (2.3M)	18.00 [8] 61.3KM/H (1.2M)	20.93 [8] 61.4KM/H (0.9M)	12.44 62.9KM/H (1.7M)	23.51 [7]
	Black Parade	8	69.3KM/H	3.92 [5] 46.3KM/H (2.6M)	6.83 [5] 61.9KM/H (2.3M)	9.57 [7] 65.7KM/H (3.4M)	12.19 [7] 68.6KM/H (2.4M)	15.03 [7] 63.5KM/H (1.4M)	17.95 [7] 61.7KM/H (0.4M)	20.92 [7] 60.4KM/H (0.1M)	12.55 61.9KM/H (0.7M)	23.58 [8]

Information is produced by IsoLynx tracking system
Legend:
[] - Rank at each section
() - Average meters to rail for section
* - Estimated values





ALBION PARK, QLD
Race 10 - CARINA LEAGUES CLUB - 395M
17/03/2025 - 21:33:37 PM

RUG	NAME	BOX	TOP SPEED	50M	100M	150M	200M	250M	300M	350M	217M HOME	FINISH TIME
7	Graduation Gift	7	70.0KM/H	3.81 [1] 47.7KM/H (2.7M)	6.63 [1] 63.6KM/H (1.7M)	9.30 [1] 67.5KM/H (3.0M)	11.91 [1] 69.1KM/H (3.0M)	14.69 [1] 64.7KM/H (2.0M)	17.58 [1] 62.3KM/H (1.1M)	20.53 [1] 61.1KM/H (1.4M)	12.41 62.9KM/H (1.7M)	23.16 [1]
3	Mr. O'malley	3	70.3KM/H	4.01 [6] 45.2KM/H (1.5M)	7.02 [5] 59.8KM/H (1.6M)	9.69 [4] 67.5KM/H (1.5M)	12.35 [4] 67.7KM/H (1.5M)	15.14 [4] 64.5KM/H (1.4M)	17.94 [4] 64.3KM/H (0.9M)	20.80 [3] 62.8KM/H (1.1M)	12.22 64.0KM/H (1.3M)	23.37 [2]
4	Electric Cha Cha	4	69.9KM/H	3.92 [4] 46.3KM/H (1.6M)	6.93 [3] 59.7KM/H (1.5M)	9.64 [3] 66.4KM/H (1.9M)	12.24 [3] 69.4KM/H (1.8M)	15.00 [3] 65.2KM/H (1.4M)	17.83 [2] 63.6KM/H (0.3M)	20.79 [2] 60.8KM/H (0.4M)	12.33 63.3KM/H (0.8M)	23.42 [3]
2	Late For School	2	70.7KM/H	3.88 [3] 46.8KM/H (1.1M)	6.77 [2] 62.3KM/H (1.4M)	9.44 [2] 67.3KM/H (2.2M)	12.03 [2] 69.5KM/H (2.0M)	14.88 [2] 63.3KM/H (2.3M)	17.84 [3] 60.9KM/H (1.5M)	20.93 [4] 58.3KM/H (2.0M)	12.82 60.9KM/H (2.0M)	23.70 [4]
6	London Star	6	68.8KM/H	3.86 [2] 47.0KM/H (2.1M)	6.96 [4] 58.2KM/H (2.0M)	9.71 [5] 65.4KM/H (2.7M)	12.38 [5] 67.5KM/H (2.7M)	15.25 [5] 62.7KM/H (2.0M)	18.13 [5] 62.5KM/H (0.5M)	21.08 [5] 61.0KM/H (0.5M)	12.57 62.2KM/H (1.2M)	23.75 [5]
1	Manhattan Monaro	1	68.9KM/H	4.02 [7] 45.2KM/H (0.8M)	7.14 [7] 57.6KM/H (1.3M)	9.93 [7] 64.6KM/H (1.6M)	12.56 [6] 68.3KM/H (1.7M)	15.40 [6] 63.4KM/H (2.0M)	18.33 [6] 61.5KM/H (1.2M)	21.27 [6] 61.2KM/H (0.5M)	12.52 62.4KM/H (1.2M)	23.91 [6]
5	Demo Girl	5	67.8KM/H	3.92 [5] 46.3KM/H (2.0M)	7.07 [6] 57.2KM/H (2.1M)	9.88 [6] 64.1KM/H (3.7M)	12.58 [7] 66.5KM/H (3.5M)	15.51 [7] 61.6KM/H (2.4M)	18.49 [7] 60.3KM/H (1.0M)	21.51 [7] 59.7KM/H (0.7M)	12.84 60.8KM/H (1.5M)	24.21 [7]
8	Kasey's Money	8	65.9KM/H	4.19 [8] 43.3KM/H (3.3M)	8.22 [8] 44.7KM/H (2.2M)	11.09 [8] 62.6KM/H (1.7M)	13.85 [8] 65.2KM/H (1.7M)	16.86 [8] 59.8KM/H (1.3M)	19.95 [8] 58.2KM/H (0.4M)	23.10 [8] 57.1KM/H (0.2M)	13.30 58.8KM/H (0.7M)	25.92 [8]

Information is produced by IsoLynx tracking system

Legend:

[] - Rank at each section

() - Average meters to rail for section

* - Estimated values

